

Microsoft.MS-700.vOct-2023.by.liennguyen.90q

Number: MS-700
Passing Score: 800
Time Limit: 120
File Version: 21.0

Exam Code: MS-700
Exam Name: Managing Microsoft Teams



02 - Plan and Configure a Microsoft Teams Environment

Case study

This is a case study. Case studies are not timed separately. You can use as much exam time as you would like to complete each case. However, there may be additional case studies and sections on this exam. You must manage your time to ensure that you are able to complete all questions included on this exam in the time provided.

To answer the questions included in a case study, you will need to reference information that is provided in the case study. Case studies might contain exhibits and other resources that provide more information about the scenario that is described in the case study. Each question is independent of the other questions in this case study.

At the end of this case study, a review screen will appear. This screen allows you to review your answers and to make changes before you move to the next section of the exam. After you begin a new section, you cannot return to this section.

To start the case study

To display the first question in this case study, click the Next button. Use the buttons in the left pane to explore the content of the case study before you answer the questions. Clicking these buttons displays information such as business requirement, existing environment, and problem statements. If the case study has an All Information tab, note that the information displayed is identical to the information displayed on the subsequent tabs. When you are ready to answer a question, click the Question button to return to the question.

Overview

Contoso, Ltd. is a pharmaceutical company that has 3,000 users in offices across North America.

Existing Environment

Active Directory

The network contains an on-premises Active Directory domain. All user accounts are in departmental organizational units (OUs).

Microsoft Office 365

All users are assigned a Microsoft Office 365 E5 license and are enabled for the following services:

Microsoft Yammer

Microsoft Exchange Online

Microsoft SharePoint Online

Microsoft OneDrive for Business

Azure Active Directory (Azure AD)

Azure AD dynamic group membership

Microsoft Skype for Business

Contoso has an on-premises deployment of Microsoft Skype for Business Server 2015. All the latest cumulative updates are installed on all the servers. The following services are used in Skype for Business Server 2015:

Meetings

PSTN calling

Instant messaging (IM)

Federation to external companies

Departments

Contoso has the following departments:

IT

Sales

Human resources (HR)

Research and deployment (R&D)

All groups are created by using dynamic group membership that use the department attribute.

Requirements

Business goals

Contoso identifies the following business goals:

Migrate the maximum number of users to Microsoft Teams.

Minimize administrative effort.

Device requirements



Contoso identifies the following device requirements:

Replace Skype for Business IP phones with Microsoft Teams phones.

All Microsoft Teams phones must be set to lock automatically after 60 seconds.

Meeting and Live Event Requirements

Contoso identifies the following meeting and live event requirements:

Requirement1: Guest users must be able to join live events.

Requirement2: Guest users must always wait in a meeting lobby.

Requirement3: Contoso users must always bypass the meeting lobby when they join meetings by using the Microsoft Teams client. Requirement4: After the upgrade to Microsoft Teams, all meetings must be scheduled by using Microsoft Teams.

Calling Requirements

Contoso identifies the following calling requirements:

Migrate all existing auto attendants and response groups to Office 365.

Minimize the on-premises PSTN infrastructure.

Technical Requirements

Guest users must be prevented from making private calls.

Security Requirements

Contoso has the following security requirements for the Microsoft Teams deployment:

The number of ports allowed on the company's firewall must be limited.

Team names must be prevented from containing the name of any products produced by Contoso.

Users in the R&D group must be prevented from sending chat messages to users in other departments.

To meet the company's compliance policy, users in the sales department must continue to use on-premises Skype for Business for IM and calling only.

Pilot Project

Contoso begins a pilot project for the upgrade to Microsoft Teams.

You identify the following issues during the pilot project:

Microsoft Teams users report that they often receive continuous notifications from the Microsoft Teams client for 20 minutes. Two pilot users in the HR department report that they are not members of the HR team.

QUESTION 1

You need to configure the environment to meet the security requirements for the R&D group.

What should you do first?

- A. Start the information barrier policy application.
- B. Add an identity provider.
- C. Create two information barrier segments.
- D. Create one information barrier policy.

Correct Answer: C

Section:

Explanation:

Create information barrier segments first, then create information barrier policy based on the segments then start the information barrier application.

Reference: <https://docs.microsoft.com/en-us/microsoft-365/compliance/information-barriers-policies>

QUESTION 2

HOTSPOT

You need to recommend which inbound ports to the network and outbound ports to Office 365 must be allowed on the company's firewall after the planned upgrade. The solution must meet the security requirements.

Which inbound and outbound ports should you recommend? To answer, select the appropriate options in the answer area.

NOTE: Each correct selection is worth one point.

Hot Area:

Outbound TCP:

<input type="checkbox"/>	135
<input type="checkbox"/>	80 and 443
<input type="checkbox"/>	3478 to 3481
<input type="checkbox"/>	50000 to 59999
<input type="checkbox"/>	None

Outbound UDP:

<input type="checkbox"/>	135
<input type="checkbox"/>	80 and 443
<input type="checkbox"/>	3478 to 3481
<input type="checkbox"/>	50000 to 59999
<input type="checkbox"/>	None

Inbound TCP:

<input type="checkbox"/>	135
<input type="checkbox"/>	80 and 443
<input type="checkbox"/>	3478 to 3481
<input type="checkbox"/>	50000 to 59999
<input type="checkbox"/>	None

Inbound UDP:

<input type="checkbox"/>	135
<input type="checkbox"/>	80 and 443
<input type="checkbox"/>	3478 to 3481
<input type="checkbox"/>	50000 to 59999
<input type="checkbox"/>	None

Answer Area:



Outbound TCP:

135
80 and 443
3478 to 3481
50000 to 59999
None

Outbound UDP:

135
80 and 443
3478 to 3481
50000 to 59999
None

Inbound TCP:

135
80 and 443
3478 to 3481
50000 to 59999
None

Inbound UDP:

135
80 and 443
3478 to 3481
50000 to 59999
None



Section:

Explanation:

Reference:

<https://docs.microsoft.com/en-us/microsoftteams/microsoft-teams-online-call-flows>

QUESTION 3

You need to configure the environment to meet the security requirements for team names.

What should you do?

- A. From the Microsoft 365 Compliance admin center, create a sensitivity label and a sensitivity policy.
- B. From the Microsoft Teams admin center, modify the Teams setting policies.
- C. From the Azure Active Directory admin center, upload a blocked word list for the group naming policy.
- D. From the Microsoft Teams admin center, create a policy package.

Correct Answer: C

Section:

Explanation:

Reference:

<https://docs.microsoft.com/en-us/azure/active-directory/users-groups-roles/groups-naming-policy>

QUESTION 4

You need to configure the environment to meet the device requirements for the Microsoft Teams phones. What should you do from the Microsoft Teams admin center?

- A. Create a configuration profile
- B. Modify the Teams settings
- C. Create a meeting policy
- D. Create a calling policy

Correct Answer: A

Section:

Explanation:

Reference:

<https://docs.microsoft.com/en-us/microsoftteams/devices/device-management>



03 - Plan and Configure a Microsoft Teams Environment

Case study

This is a case study. Case studies are not timed separately. You can use as much exam time as you would like to complete each case. However, there may be additional case studies and sections on this exam. You must manage your time to ensure that you are able to complete all questions included on this exam in the time provided.

To answer the questions included in a case study, you will need to reference information that is provided in the case study. Case studies might contain exhibits and other resources that provide more information about the scenario that is described in the case study. Each question is independent of the other questions in this case study.

At the end of this case study, a review screen will appear. This screen allows you to review your answers and to make changes before you move to the next section of the exam. After you begin a new section, you cannot return to this section.

To start the case study

To display the first question in this case study, click the Next button. Use the buttons in the left pane to explore the content of the case study before you answer the questions. Clicking these buttons displays information such as business requirement, existing environment, and problem statements. If the case study has an All Information tab, note that the information displayed is identical to the information displayed on the subsequent tabs. When you are ready to answer a question, click the Question button to return to the question.

Overview

General overview

Litware, Inc. is an international manufacturing company that has 4,000 users. The company has the following four departments:

IT

HR

R&D

Sales

Physical locations

Litware has two main offices. The offices are located in New York and London.

All offices connect to each other by using a WAN link. Each office connects directly to the Internet.

Existing environment

All user accounts have an Azure Active Directory Premium Plan P1 license.

Litware has a Microsoft 365 subscription that has Office 365 Enterprise E3 licenses for all users. All the E3 products and services are enabled for each user.

Litware uses Microsoft Skype for Business Online.

Requirements

Planned Upgrade

Litware identifies the following requirements for a planned upgrade from Skype for Business Online to Microsoft Teams:

Provide high quality audio, video, and online meeting experience for Microsoft Teams end users.

Implement a data retention solution in Microsoft Teams.

Minimize costs and administrative effort.

Use the principle of least privilege.

For the sales department, Litware plans to create a team that dynamically updates its membership when users leave and join the department.

Department Upgrade Requirements

Litware plans to implement upgrade requirements for the departments as shown in the following table.

Department name	Requirement
Sales	Must use Microsoft Teams and Skype for Business. Must receive incoming chats and calls by using the same client that initiated the communication.
HR	Must use Microsoft Teams for collaboration and meetings. Must maintain Skype for Business as the preferred client for chat and calling.
IT and R&D	Must use only Microsoft Teams for chat, meetings, calling, and collaboration.

Microsoft Teams Requirements

All teams must meet the following requirements:

Only users in a partner company that uses a domain named fabrikam.com must be able to collaborate in teams by using guest accounts.

Only users in the compliance department of Litware must be able to create teams.

Planned Network Tasks

Litware identifies the following network validation tasks:

An administrator named Admin5 must be able to review the required bandwidth to support audio conferencing, video conferencing, and screen sharing in Microsoft Teams.

An administrator named Admin6 must be able to review network issues that cause poor call quality reported by users.

Data Retention Requirements

Litware identifies the following data retention requirements:

Requirement1: All messages in team collaborations must be deleted after seven years.

Requirement2: all files used in team collaborations must be retained for five years.

Requirement3: All files used in personal chats must be retained for five years.

Device Requirements

You provide Microsoft Teams-certified IP phones to users in the IT and R&D departments. Each device must meet the following requirements:

The time zone on the phones used by the R&D department must be set to UTC-8.

The time zone on the phones used by the IT department must be set to UTC-5.

All phones must lock automatically after 60 seconds of inactivity.

Voice Pilot Requirements

Litware wants to pilot Phone System as a calling solution for 20 IT department users. The pilot project will receive phone numbers from Microsoft Teams.

Collaboration and Meeting Requirements

Litware identifies the following collaboration and meeting requirements:

Cloud recording must be disabled for all Microsoft Teams meetings organized by users in the HR departments only. Meeting email invitations must be customized to include the Logo URL, Legal URL, and Help URL of Litware.

QUESTION 1

You need to implement a solution to meet the Microsoft Teams requirements for the compliance department. What should you do first?

- A. Add all the compliance department users as members of an org-wide team.
- B. Add all the compliance department users to a security group.
- C. Add all the compliance department users to an Office 365 group.
- D. Assign the Teams Communications Support Engineer role to all the compliance department users.

Correct Answer: B

Section:

Explanation:

Only users in the compliance department of Litware must be able to create teams

QUESTION 2

You need to configure the IP phones to meet the device requirements.

What is the minimum number of configuration profiles you should create?

- A. 1
- B. 2
- C. 3
- D. 4



Correct Answer: B

Section:

QUESTION 3

HOTSPOT

You need to recommend a solution to perform the network validation tasks for the platform upgrade.

Which tool and role should you recommend for each user? To answer, select the appropriate options in the answer area.

NOTE: Each correct selection is worth one point.


Hot Area:

Answer Area

User name	Tool	Role
Admin5	<input type="text"/> Microsoft Call Quality Dashboard Network Monitor Network Planner Network Testing Companion	<input type="text"/> Teams Communications Administrator Teams Communications Support Engineer Teams Communications Support Specialist
Admin6	<input type="text"/> Microsoft Call Quality Dashboard Network Monitor Network Planner Network Testing Companion	<input type="text"/> Teams Communications Administrator Teams Communications Support Engineer Teams Communications Support Specialist

Answer Area:

Answer Area

User name	Tool	Role
Admin5	<input type="text"/> Microsoft Call Quality Dashboard Network Monitor Network Planner Network Testing Companion	 <input type="text"/> Teams Communications Administrator Teams Communications Support Engineer Teams Communications Support Specialist
Admin6	<input type="text"/> Microsoft Call Quality Dashboard Network Monitor Network Planner Network Testing Companion	<input type="text"/> Teams Communications Administrator Teams Communications Support Engineer Teams Communications Support Specialist

Section:

Explanation:

Reference:

<https://docs.microsoft.com/en-us/microsoftteams/network-planner>

<https://docs.microsoft.com/en-us/microsoftteams/difference-between-call-analytics-and-call-quality-dashboard>

QUESTION 4

You need to identify the requirements for the voice pilot project.

Which two actions should you perform? Each correct answer presents part of the solution.

NOTE: Each correct selection is worth one point.

- A. Assign an additional license and phone number to each user.
- B. Deploy a Session Border Controller (SBC) for Litware.
- C. Purchase a Phone System for each user.
- D. Create a dial plan for Litware.
- E. Purchase a Calling Plan for Litware.

Correct Answer: A, C

Section:

QUESTION 5

DRAG DROP

You need to configure data retention policies for the teams. The solution must meet the data retention requirements.

Which content location should you include in the retention policies? To answer, drag the appropriate content locations to the correct requirements. Each content location may be used once, more than once, or not at all. You may need to drag the split bar between panes or scroll to view content.

NOTE: Each correct selection is worth one point.

Select and Place:

Content Locations

- Exchange email
- OneDrive accounts
- SharePoint sites
- Teams channel messages
- Teams chat

Answer Area

Requirement1:

Content location

Requirement2:

Content location

Requirement3:

Content location

Correct Answer:

Content Locations

Teams channel messages
Teams chat

Answer Area

Requirement1:

Exchange email

Requirement2:

SharePoint sites

Requirement3:

OneDrive accounts

Section:

Explanation:

Reference:

<https://docs.microsoft.com/en-us/microsoft-365/compliance/retention-policies-teams?view=o365-worldwide>

<https://docs.microsoft.com/en-us/microsoft-365/compliance/retention-policies-sharepoint?view=o365-worldwide>

QUESTION 6

What should you recommend to meet the Microsoft Teams requirements for guest access?

- A. From the Azure Active Directory admin center, modify the External collaboration settings to include fabrikam.com only.
- B. From the Microsoft 365 admin center, modify the Office 365 groups settings.
- C. From the External access settings in the Microsoft Teams admin center, add fabrikam.com to the Allowed list of domains.
- D. From the Microsoft Teams admin center, turn off org-wide guest access and manually add guest users from fabrikam.com to teams.

Correct Answer: C

Section:

Explanation:

Reference:

<https://docs.microsoft.com/en-us/microsoftteams/manage-external-access>

01 - Manage Chat-Teams-Channels and Apps

QUESTION 1

Note: This question-is part of a series of questions that present the same scenario. Each question-in the series contains a unique solution that might meet the stated goals. Some question-sets might have more than one correct solution, while others might not have a correct solution.

After you answer a question-in this section, you will NOT be able to return to it. As a result, these questions will not appear in the review screen. You have a Microsoft 365 subscription that contains several Microsoft SharePoint Online sites.

You need to ensure that the content stored in a SharePoint modern team site named Sales is available from Microsoft Teams. The solution must ensure that when a new channel is added to a team, a folder for the

channel is created in the Sales site.

Solution: From a team, you add a tab for the Sales site.

Does this meet the goal?

A. Yes

B. No

Correct Answer: B

Section:

Explanation:

This solution will make the Sales site available in Teams. However, the team will already have an associated SharePoint site. Any new channels will create new folders in the existing SharePoint site, not the Sales site.

QUESTION 2

Note: This question is part of a series of questions that present the same scenario. Each question in the series contains a unique solution that might meet the stated goals. Some question sets might have more than one correct solution, while others might not have a correct solution.

After you answer a question in this section, you will NOT be able to return to it. As a result, these questions will not appear in the review screen.

You have a Microsoft 365 subscription that contains several Microsoft SharePoint Online sites.

You need to ensure that the content stored in a SharePoint modern team site named Sales is available from Microsoft Teams. The solution must ensure that when a new channel is added to a team, a folder for the channel is created in the Sales site.

Solution: From the Microsoft Teams client, you create a new team and select Create from an existing Office 365 group or team.

Does this meet the goal?

A. Yes

B. No



Correct Answer: A

Section:

Explanation:

The Sales SharePoint site will have an associated Office 365 group. We need to create a new Team from that group. That will ensure that any new channels created in the new Team will create a new folder in the Sales SharePoint site.

Reference:

<https://support.microsoft.com/en-us/office/create-a-team-from-an-existing-group-24ec428e-40d7-4a1a-ab87-29be7d145865>

QUESTION 3

Note: This question is part of a series of questions that present the same scenario. Each question in the series contains a unique solution that might meet the stated goals. Some question sets might have more than one correct solution, while others might not have a correct solution.

After you answer a question in this section, you will NOT be able to return to it. As a result, these questions will not appear in the review screen.

You have a Microsoft 365 subscription that contains several Microsoft SharePoint Online sites.

You need to ensure that the content stored in a SharePoint modern team site named Sales is available from Microsoft Teams. The solution must ensure that when a new channel is added to a team, a folder for the channel is created in the Sales site.

Solution: From the Sales site, you use the Create a Team option.

Does this meet the goal?

A. Yes

B. No

Correct Answer: A

Section:

Explanation:

Reference:

<https://office365atwork.com/teams/connect-microsoft-teams-with-sharepoint-site/>

QUESTION 4

Note: This question is part of a series of questions that present the same scenario. Each question in the series contains a unique solution that might meet the stated goals. Some question sets might have more than one correct solution, while others might not have a correct solution.

After you answer a question in this section, you will NOT be able to return to it. As a result, these questions will not appear in the review screen.

You have a Microsoft 365 subscription that contains several Microsoft SharePoint Online sites.

You need to ensure that the content stored in a SharePoint modern team site named Sales is available from Microsoft Teams. The solution must ensure that when a new channel is added to a team, a folder for the channel is created in the Sales site.

Solution: From PowerShell, you run the Set-AzureADGroup cmdlet.

Does this meet the goal?

A. Yes

B. No

Correct Answer: B

Section:

QUESTION 5

HOTSPOT

You have a Microsoft 365 tenant that uses Microsoft Skype for Business on-premises.

You plan to upgrade to Microsoft Teams in stages based on groups. The features required by each group are shown in the following table.

Group name	Feature
Sales	Calling, channels, groups, chat, and meetings in Microsoft Teams
Human Resources	Chat and calling in Skype for Business Meetings, channels, and groups in Microsoft Teams
Research	Chat and meetings in Skype for Business Channels and groups in Microsoft Teams

How should you configure the upgrade policy for the groups? To answer, select the appropriate options in the answer area.

NOTE: Each correct selection is worth one point.

Hot Area:

Answer Area

Sales: ▼

Skype for Business only
Skype for Business with Teams Collaboration
Skype for Business with Teams Collaboration and Meetings
Teams only

Human Resources: ▼

Skype for Business only
Skype for Business with Teams Collaboration
Skype for Business with Teams Collaboration and Meetings
Teams only

Research: ▼

Skype for Business only
Skype for Business with Teams Collaboration
Skype for Business with Teams Collaboration and Meetings
Teams only

Answer Area:

Answer Area

Sales: ▼

Skype for Business only
Skype for Business with Teams Collaboration
Skype for Business with Teams Collaboration and Meetings
Teams only

Human Resources: ▼

Skype for Business only
Skype for Business with Teams Collaboration
Skype for Business with Teams Collaboration and Meetings
Teams only

Research: ▼

Skype for Business only
Skype for Business with Teams Collaboration
Skype for Business with Teams Collaboration and Meetings
Teams only

Section:

Explanation:

Reference:

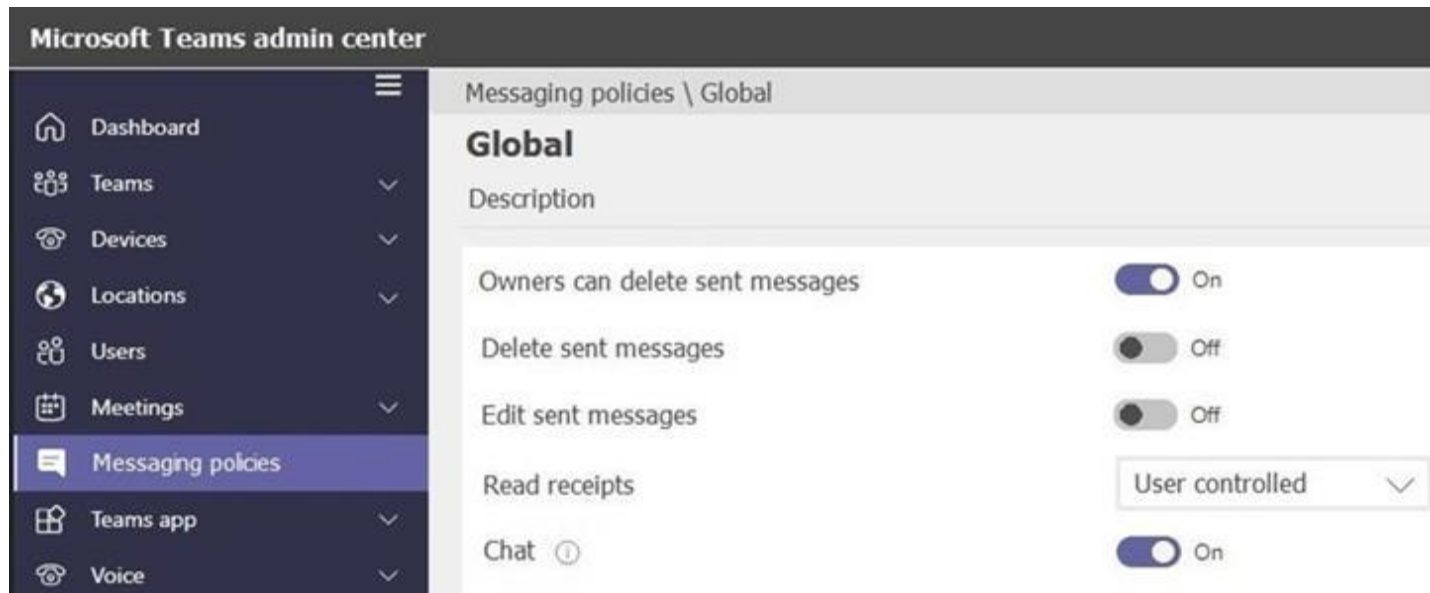
<https://docs.microsoft.com/en-us/microsoftteams/migration-interop-guidance-for-teams-with-skype>

QUESTION 6

HOTSPOT

Your company has a Microsoft 365 subscription.

The company's only messaging policy is a global messaging policy configured as shown in the following exhibit.



Use the drop-down menus to select the answer choice that completes each statement based on the information presented in the graphic.
 NOTE: Each correct selection is worth one point.

Hot Area:

Answer Area

Users [answer choice] sent chat messages.

	▼
can only delete	
can only modify	
can delete and modify	
cannot delete and modify	

Team owners [answer choice] sent chat messages.

	▼
can only delete	
can only modify	
can delete and modify	
cannot delete and modify	

Answer Area:

Answer Area

Users [answer choice] sent chat messages.

	▼
can only delete	
can only modify	
can delete and modify	
cannot delete and modify	

Team owners [answer choice] sent chat messages.

	▼
can only delete	
can only modify	
can delete and modify	
cannot delete and modify	

Section:

Explanation:

Reference:

<https://docs.microsoft.com/en-us/microsoftteams/messaging-policies-in-teams>

QUESTION 7

HOTSPOT

You have a Microsoft 365 E5 subscription that uses Microsoft Teams and a hybrid deployment of Microsoft Skype for Business Server.

Coexistence mode in Microsoft Teams is set to Islands.

Coexistence mode is configured for three users named User1, User2, and User3 as shown in the following table.

User	Coexistence mode
User1	Use Org-wide settings
User2	Skype for Business with Teams collaboration
User3	Teams only

The Skype for Business user accounts are homed as shown in the following table.

User	Homed
User1	On-premises
User2	Online
User3	Online

For each of the following statements, select Yes if the statement is true. Otherwise, select No.

NOTE: Each correct selection is worth one point.

Hot Area:

Answer Area

Statements	Yes	No
User3 must use the Microsoft Teams client to initiate a new chat with User1.	<input type="radio"/>	<input type="radio"/>
User1 must use the Microsoft Teams client to initiate a new chat with User2.	<input type="radio"/>	<input type="radio"/>
User2 must use the Skype for Business client to initiate a new chat with User1 and User3.	<input type="radio"/>	<input type="radio"/>

Answer Area:

Answer Area

Statements	Yes	No
User3 must use the Microsoft Teams client to initiate a new chat with User1.	<input checked="" type="radio"/>	<input type="radio"/>
User1 must use the Microsoft Teams client to initiate a new chat with User2.	<input type="radio"/>	<input checked="" type="radio"/>
User2 must use the Skype for Business client to initiate a new chat with User1 and User3.	<input checked="" type="radio"/>	<input type="radio"/>

Section:

Explanation:

Reference:

<https://docs.microsoft.com/en-us/microsoftteams/coexistence-chat-calls-presence>

QUESTION 8

HOTSPOT

Your company uses Microsoft Skype for Business Online and Microsoft Teams.

All Skype for Business Online users can make and receive PSTN calls. Microsoft Teams is configured for PSTN calls.

You plan to upgrade the Skype for Business Online users to Microsoft Teams.

The Teams upgrade settings are configured as shown in the Teams upgrade exhibit. (Click the Teams upgrade tab.)

Teams upgrade
 Teams upgrade lets you set up your upgrade experience from Skype for Business to Teams for your users. You can use the default settings or make changes to the coexistence mode and app preferences to fit your organizational needs. [Learn more](#)

Coexistence mode

Coexistence mode ⓘ Skype for Business only ▾

Notify Skype for Business users that an upgrade to Teams is available Off ⓘ

App preferences

Preferred app for users to join Skype for Business meetings ⓘ Skype for Business ▾

Download the Teams app in the background for Skype for Business users On ⓘ

You apply TeamsUpgradePolicy to the user accounts of the company's R&D and human resources (HR) departments by using the coexistence modes shown in the following table.

Department	Coexistence mode
R&D	TeamsOnly
HR	SfbWithTeamsCollabAndMeetings

For each of the following statements, select Yes if the statement is true. Otherwise, select No.
 NOTE: Each correct selection is worth one point.

Hot Area:

Answer Area

Statements	Yes	No
Users in the R&D department will not be able to join Skype for Business Online meetings.	<input type="radio"/>	<input type="radio"/>
Existing Skype for Business Online meetings scheduled by users in the HR department will migrate automatically to Microsoft Teams.	<input type="radio"/>	<input type="radio"/>
Users in the HR department will be able to make and receive PSTN calls by using Microsoft Teams.	<input type="radio"/>	<input type="radio"/>

Answer Area:

Answer Area



Statements	Yes	No
Users in the R&D department will not be able to join Skype for Business Online meetings.	<input type="radio"/>	<input checked="" type="radio"/>
Existing Skype for Business Online meetings scheduled by users in the HR department will migrate automatically to Microsoft Teams.	<input checked="" type="radio"/>	<input type="radio"/>
Users in the HR department will be able to make and receive PSTN calls by using Microsoft Teams.	<input type="radio"/>	<input checked="" type="radio"/>

Section:

Explanation:

Box 1: No

TeamsOnly: Can schedule meetings in Teams only, but can join Skype for Business or Teams meetings.

Box 2: Yes

By default, when assigning either TeamsOnly or SfbWithTeamsCollabAndMeetings to an individual user, any existing Skype for Business meetings scheduled by that user for the future are converted to Teams

meetings.

Box 3: No

SfBWithTeamsCollabAndMeetings: Has the chat and calling functionality of user in SfBOnly mode.

SfBOnly: Can initiate chats and calls from Skype for Business only.

Reference:

<https://docs.microsoft.com/en-us/microsoftteams/migration-interop-guidance-for-teams-with-skype>

QUESTION 9

Your company is upgrading from Microsoft Skype for Business Online to Microsoft Teams.

The company's Microsoft Teams upgrade policy is set to Islands coexistence mode. The company plans to maintain the coexistence mode for several months.

Several users report that they receive email messages about missed chat conversations.

You need to recommend a solution to ensure that all the users receive chat messages.

Which two actions should you recommend? Each correct answer presents part of the solution.

NOTE: Each correct selection is worth one point.

- A. Install the Microsoft Teams clients on all the computers that run the Skype for Business client. Instruct the users to sign in to both client applications.
- B. Instruct the users to modify the permissions in the Microsoft Teams client.
- C. Modify the global app setup policy.
- D. Modify the global app permission policy.
- E. Install the Skype for Business client on all the computers that run the Microsoft Teams client. Instruct the users to sign in to both client applications.

Correct Answer: A, E

Section:

Explanation:

Reference:

<https://docs.microsoft.com/en-us/microsoftteams/teams-and-skypeforbusiness-coexistence-and-interopability>



QUESTION 10

Your company has a Microsoft 365 subscription.

You need to ensure that users from a partner company named Contoso, Ltd. can collaborate with your company's users in teams. The solution must ensure that the Contoso users can exchange chat messages in channels.

Which three actions should you perform before you add the Contoso users to teams? Each correct answer presents part of the solution.

NOTE: Each correct selection is worth one point.

- A. From the Services & add-ins settings in the Microsoft 365 admin center, set Let group members outside the organization access group content to On.
- B. From the Guest access settings in the Microsoft Teams admin center, set Allow guest access in Microsoft Teams to On.
- C. From the External collaboration settings in the Azure Active Directory admin center, add Contoso's domain to the list of target domains.
- D. From the External access settings in the Microsoft Teams admin center, add Contoso's domain to the Allowed list of domains.
- E. From the External collaboration settings in the Azure Active Directory admin center, set Guest users permissions are limited to No.
- F. From the Services & add-ins settings in the Microsoft 365 admin center, set Let group owners add people outside the organization to groups to On.

Correct Answer: A, B, F

Section:

Explanation:

Reference:

<https://docs.microsoft.com/en-us/microsoftteams/manage-external-access>

<https://docs.microsoft.com/en-us/microsoftteams/teams-dependencies>
<https://docs.microsoft.com/en-us/microsoftteams/guest-access-checklist>

QUESTION 11

Your company has a Microsoft 365 subscription.
You recently set the company's Microsoft Teams upgrade policy to Teams only coexistence mode.
A user reports that several online meetings are configured to use Microsoft Skype for Business.
You need to convert the online meetings in the user's calendar to use Microsoft Teams.
What are two possible ways to achieve the goal? Each correct answer presents a complete solution.
NOTE: Each correct selection is worth one point.

- A. From PowerShell, run the Start-CsExMeetingMigration cmdlet and specify the -identity parameter.
- B. Run the Skype for Business Meeting Migration tool.
- C. From the Microsoft Teams admin center, modify the meeting policy.
- D. From PowerShell, run the Set-CsTeamsUpgradeConfiguration cmdlet.
- E. From the Microsoft Teams admin center, modify the Microsoft Teams upgrade policy.

Correct Answer: A, B

Section:

Explanation:

Reference:

<https://docs.microsoft.com/en-us/skypeforbusiness/audio-conferencing-in-office-365/setting-up-the-meeting-migration-service-mms>

QUESTION 12

Your company has a Microsoft Office 365 subscription.
The company has the departments and teams shown in the following table.

Queue name	Description
CQ1	Balances incoming calls so that each call agent gets the same number of calls.
CQ2	The first call in the queue rings all call agents simultaneously.

You need to ensure that only the following apps appear in the app bar of the Microsoft Teams client for only the events department:

Activity

Shifts

Chat

What should you do first?

- A. Create a custom app permission policy.
- B. Modify the global app permission policy.
- C. Create a custom app setup policy.
- D. Modify the global app setup policy.

Correct Answer: C

Section:

Explanation:

Reference:

<https://docs.microsoft.com/en-us/microsoftteams/teams-app-setup-policies#assign-a-custom-app-setup-policy-to-users>



QUESTION 13

You have a Microsoft Office 365 subscription.

You plan to upgrade from Microsoft Skype for Business to Microsoft Teams.

You use the following workloads in Skype for Business:

Audio/video conferencing

Dial-in conferencing

Enterprise Voice

Persistent Chat

Chat

You need to ensure that users can evaluate Microsoft Teams while maintaining PSTN calling by using the Skype for Business client.

Which coexistence mode should you use?

- A. Islands
- B. Skype for Business with Teams collaboration
- C. Skype for Business only
- D. Meetings First

Correct Answer: D

Section:

Explanation:

Reference:

<https://docs.microsoft.com/en-us/microsoftteams/teams-and-skypeforbusiness-coexistence-and-interopability>

QUESTION 14

DRAG DROP

Your company has a Microsoft 365 E5 subscription.

You need to configure Microsoft Teams to meet the following requirements:

All new teams must include the Wiki app and the Planner app.

Users in specific groups must be prevented from creating private channels.

Only users in the company's IT department must have early access to the unreleased features of Microsoft Teams.

What should you configure for each requirement? To answer, drag the appropriate settings to the correct requirements. Each setting may be used once, more than once, or not at all. You may need to drag the split bar between panes or scroll to view content.

NOTE: Each correct selection is worth one point.

Select and Place:



Settings**Answer Area**All new teams must include the wiki and planner apps: Users in specific groups must be prevented from creating private channels: Only users in the company's IT department must have early access to the unreleased features of Microsoft Teams: **Correct Answer:****Settings****Answer Area**All new teams must include the wiki and planner apps: Users in specific groups must be prevented from creating private channels: Only users in the company's IT department must have early access to the unreleased features of Microsoft Teams: **Section:****Explanation:**

Reference:

<https://docs.microsoft.com/en-us/microsoftteams/teams-app-setup-policies><https://docs.microsoft.com/en-us/microsoftteams/teams-policies><https://docs.microsoft.com/en-us/microsoftteams/public-preview-doc-updates>**QUESTION 15****HOTSPOT**

You have a Microsoft 365 subscription that uses Microsoft Teams and contains a user named User1.

You have the following Microsoft Team templates:

Manage an Event

Manage a Project

Quality and Safety

Onboard Employees

You have the Microsoft Teams template policies shown in the following table.

User name	Phone number	PSTN connectivity
User1	425-555-1212	Calling Plans
User2	425-555-1213	Direct Routing

The Templates policy settings for User1 are configured as shown in the following exhibit.

Templates policy

User1

You can see how and which policy is dynamically getting applied. [Learn more](#)

Policy directly assigned to the user

Policy1

↓

Policy inherited from groups

None

↓

Global (Org-wide default) policy

Global (Org-wide default)



For each of the following statements, select Yes if the statement is true. Otherwise, select No.
NOTE: Each correct selection is worth one point.

Hot Area:

Answer Area

Statements	Yes	No
User1 can create new teams by using the Onboard Employees template.	<input type="radio"/>	<input type="radio"/>
User1 must use the Microsoft Teams admin center to create a new team by using a template.	<input type="radio"/>	<input type="radio"/>
User1 must be assigned the Teams Administrator role to create new teams by using the Manage a Project template.	<input type="radio"/>	<input type="radio"/>

Answer Area:

Answer Area

Statements	Yes	No
User1 can create new teams by using the Onboard Employees template.	<input checked="" type="radio"/>	<input type="radio"/>
User1 must use the Microsoft Teams admin center to create a new team by using a template.	<input type="radio"/>	<input checked="" type="radio"/>
User1 must be assigned the Teams Administrator role to create new teams by using the Manage a Project template.	<input type="radio"/>	<input checked="" type="radio"/>

Section:

Explanation:

Reference:

<https://support.microsoft.com/en-us/office/create-a-team-from-a-template-a90c30f3-9940-4897-ab5b-988e69e4cd9c>

QUESTION 16

You have a Microsoft 365 subscription.

You create an org-wide team named Team1. Users named User1 and User2 are the owners of Team1.

You need to configure Team1 to meet following requirements:

Ensure that only User1 and User2 can create new posts in the General channel.

Prevent @mentions for the org-wide team members.

Which two actions should you perform from the Microsoft Teams client? Each correct answer presents part of the solution.

NOTE: Each correct selection is worth one point.

- A. From the Team1 settings, clear Give members the option to edit their messages.
- B. From the General Channel settings of Team1, set the channel moderation preference to Anyone can post; show alert that postings will notify everyone (recommended for large teams).
- C. From the General Channel settings of Team1, set the channel moderation preference to Only owners can post messages.
- D. From the Team1 settings, disable all the Fun stuff settings.
- E. From the Team1 settings, set Show members the option to @team or @[team name] to Off.

Correct Answer: C, E

Section:

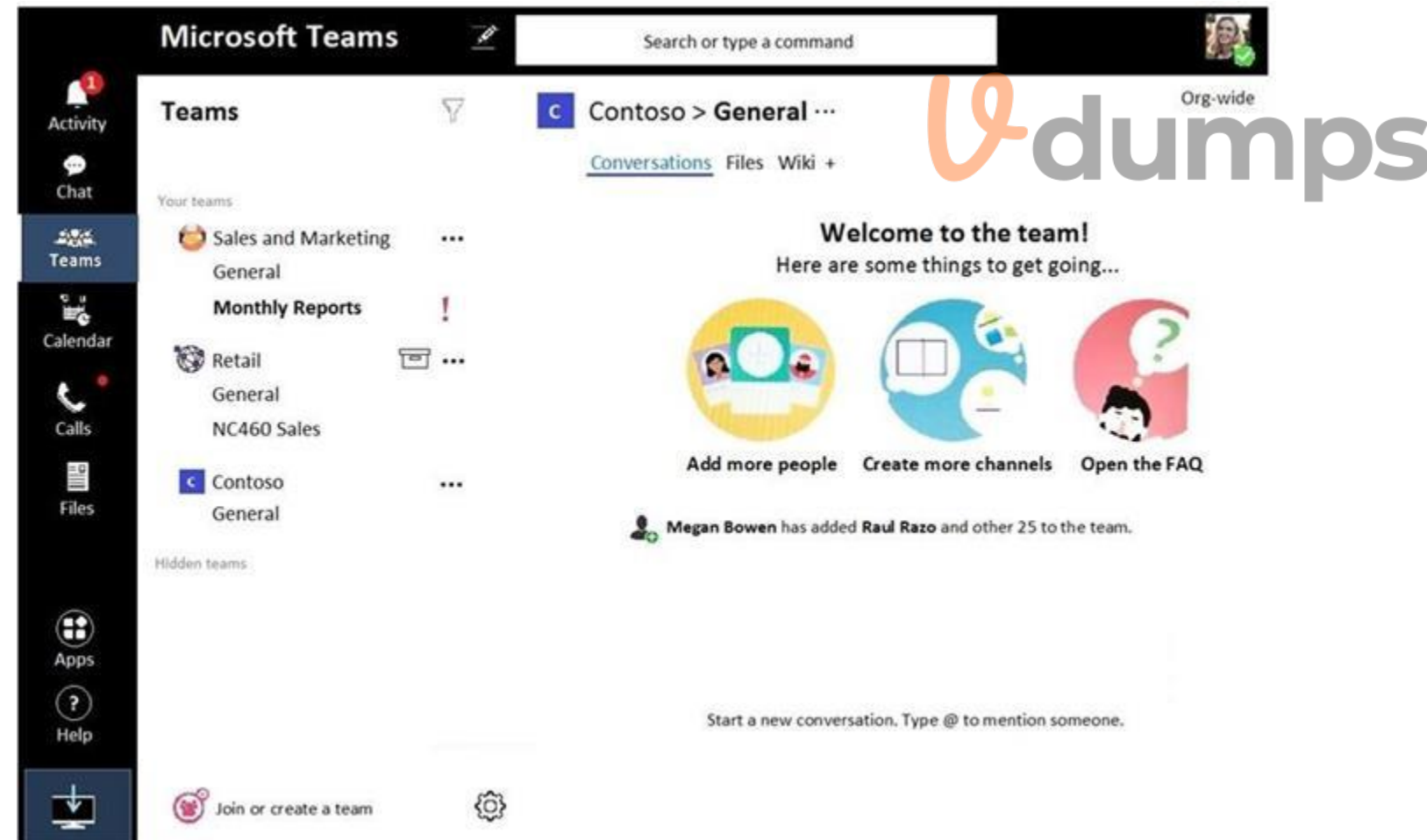
Explanation:

Reference: <https://docs.microsoft.com/en-us/microsoftteams/create-an-org-wide-team>

QUESTION 17

Your company has a Microsoft 365 subscription.

From the Microsoft Teams client, you review the teams shown in the exhibit. (Click the Exhibit tab.)



Members of the Retail team report that they cannot create channels.

You need to ensure that the Retail team members can create channels.

Which two actions should you perform? Each correct answer presents a complete solution.

NOTE: Each correct selection is worth one point.

- A. From the Azure Active Directory admin center, change the membership type of the Office 365 group for the Retail team to Assigned.
- B. From the Microsoft Teams client, promote all the Retail team members to an owner role.
- C. From the Microsoft Teams admin center, unarchive the Retail team.
- D. Instruct the Retail team owner to restore the team by using the Microsoft Teams client.
- E. From PowerShell, modify the information barrier policy.

Correct Answer: C, D

Section:

QUESTION 18

Your company has a Microsoft subscription.

The Microsoft 365 tenant uses a domain named contoso.com.

You need to ensure that team channels can receive email only from users in the company and email addresses that use an email domain named @fabrikam.com. What should you modify?

- A. the External collaboration settings in the Azure Active Directory admin center
- B. the list of accepted domains in Microsoft Exchange Online
- C. the org-wide Teams settings
- D. the global teams policy

Correct Answer: C

Section:



QUESTION 19

DRAG DROP

You have a Microsoft Office 365 subscription named contoso.com.

You need to create the Microsoft Teams teams shown in the following table.

Name	Requirement
Sales	Users can join only once they are approved.
General	All contoso.com users are included automatically.
Projects	Users can join without approval.

What should you configure each team? To answer, drag the appropriate team types to the correct teams. Each team type may be used once, more than once, or not at all. You may need to drag the split bar between panes or scroll to view content.

NOTE: Each correct selection is worth one point.

Select and Place:

Team Types

- Org-wide
- Private
- Public

Answer Area

- Sales: Team type
- General: Team type
- Project: Team type

Correct Answer:

Team Types

-
-
-

Answer Area

- Sales: Private
- General: Org-wide
- Project: Public



Section:

Explanation:

Reference:

<https://docs.microsoft.com/en-us/microsoftteams/teams-channels-overview>

QUESTION 20

Your company has a Microsoft 365 subscription.

You need to ensure that only the members of the company's IT group can create private channels.

Which three actions should you perform? Each correct answer presents part of the solution.

NOTE: Each correct selection is worth one point.

- A. Modify the global teams policy.
- B. Assign the members of the IT group to the policy.
- C. Create a custom teams policy.
- D. Run the Set-TeamsChannel cmdlet.

- E. Modify the global messaging policy.
- F. Create a custom messaging policy.

Correct Answer: A, B, C

Section:

Explanation:

Reference:

<https://docs.microsoft.com/en-us/microsoftteams/teams-policies>

QUESTION 21

HOTSPOT

You have a Microsoft 365 subscription.

You need to configure the following for all users:

Prevent the use of third-party apps in Microsoft Teams.

Configure the Microsoft Teams app navigation bar.

The solution must minimize administrative effort.

What should you do? To answer, select the appropriate options in the answer area.

NOTE: Each correct selection is worth one point.

Hot Area:

Answer Area

Prevent the use of third-party apps in Microsoft Teams:

- From the Microsoft 365 admin center, modify the Microsoft Teams Org settings.
- From the Microsoft 365 admin center, modify the User owned apps and services Org settings.
- From the Microsoft Teams admin center, modify the Org-wide app settings.
- From the Microsoft Teams admin center, modify the Org-wide settings.

Configure the Microsoft Teams app navigation bar:

- Create a new app permission policy.
- Create a new app setup policy.
- Modify the global app permission policy.
- Modify the global app setup policy.

Answer Area:

Answer Area

Prevent the use of third-party apps in Microsoft Teams:

- From the Microsoft 365 admin center, modify the Microsoft Teams Org settings.
- From the Microsoft 365 admin center, modify the User owned apps and services Org settings.
- From the Microsoft Teams admin center, modify the Org-wide app settings.
- From the Microsoft Teams admin center, modify the Org-wide settings.

Configure the Microsoft Teams app navigation bar:

- Create a new app permission policy.
- Create a new app setup policy.
- Modify the global app permission policy.
- Modify the global app setup policy.

Section:

Explanation:

Reference:

<https://docs.microsoft.com/en-us/microsoftteams/teams-app-permission-policies>

<https://docs.microsoft.com/en-us/microsoftteams/teams-app-setup-policies>

QUESTION 22

You network contains an on-premises Active Directory domain that syncs to a Microsoft 365 subscription. From the Microsoft Teams client, you create a new team named Sales. You need to ensure that the team includes all users in the company's sales department. The solution must ensure that the new employees hired for the sales department are added automatically to the team. Which tool should you use to configure the membership of the Sales group?

- A. Active Directory Users and Computers
- B. the Microsoft 365 admin center
- C. Azure AD Connect
- D. the Azure Active Directory admin center

Correct Answer: D

Section:

Explanation:

Reference: <https://docs.microsoft.com/en-us/microsoftteams/dynamic-memberships> <https://docs.microsoft.com/en-us/azure/active-directory/users-groups-roles/groups-change-type>

QUESTION 23

You have a Microsoft Office 365 subscription. You need to prevent guest users from deleting channels from a Microsoft Teams team. What should you use?

- A. the Microsoft Teams admin center
- B. the Azure portal
- C. the Microsoft Teams client

D. the Microsoft 365 Compliance admin center

Correct Answer: C

Section:

Explanation:

Disable the Allow guests to delete channels option in the Teams client.

Go to the team name and select More options > Manage team. Then select Settings > Guest permissions. Note: There are several versions of this question in the exam. The question has two possible correct answers:

1. the Microsoft Teams client

2. the Microsoft Teams PowerShell module Other incorrect answer options you may see on the exam include the following: the Microsoft 365 admin center the Azure Active Directory for Windows PowerShell

Reference:

QUESTION 24

Note: This question is part of a series of questions that present the same scenario. Each question in the series contains a unique solution that might meet the stated goals. Some question sets might have more than one correct solution, while others might not have a correct solution.

After you answer a question in this section, you will NOT be able to return to it. As a result, these questions will not appear in the review screen.

Your company has a Microsoft 365 subscription.

You need to prevent temporary employees from using the private chat feature in Microsoft Teams.

Solution: You create a meeting policy and assign the policy to the users.

Does this meet the goal?

A. Yes

B. No

Correct Answer: B

Section:



QUESTION 25

Note: This question is part of a series of questions that present the same scenario. Each question in the series contains a unique solution that might meet the stated goals. Some question sets might have more than one correct solution, while others might not have a correct solution.

After you answer a question in this section, you will NOT be able to return to it. As a result, these questions will not appear in the review screen.

Your company has a Microsoft 365 subscription.

You need to prevent temporary employees from using the private chat feature in Microsoft Teams.

Solution: You create a teams policy and assign the policy to the users.

Does this meet the goal?

A. Yes

B. No

Correct Answer: B

Section:

QUESTION 26

Note: This question is part of a series of questions that present the same scenario. Each question in the series contains a unique solution that might meet the stated goals. Some question sets might have more than one correct solution, while others might not have a correct solution.

After you answer a question in this section, you will NOT be able to return to it. As a result, these questions will not appear in the review screen.

Your company has a Microsoft 365 subscription.

You need to prevent temporary employees from using the private chat feature in Microsoft Teams.

Solution: You create a messaging policy and assign the policy to the users.
Does this meet the goal?

- A. Yes
- B. No

Correct Answer: A
Section:

QUESTION 27

Your company has a Microsoft Office 365 subscription.
All users can create private channels.
You need to prevent specific users from creating private channels.
What should you create from the Microsoft Teams admin center?

- A. a Teams policy
- B. a meeting policy
- C. a setup policy
- D. a permission policy

Correct Answer: A
Section:

QUESTION 28

Your company has a Microsoft 365 subscription.
You need to prevent only users in the company's research department from deleting chat messages.
What should you do first from the Microsoft Teams admin center?

- A. Configure the Meeting settings.
- B. Create a new messaging policy.
- C. Modify the global messaging policy.
- D. Create a new meeting policy.

Correct Answer: B
Section:

QUESTION 29

You are a Microsoft Teams administrator for your company.
The company creates a new Microsoft Teams app named App1. A developer packages App1 as a ZIP file.
You need to ensure that App1 can be uploaded as a ZIP package to Microsoft Teams.
Which Apps setting should you turn on?

- A. Allow uploading custom apps.
- B. Enable new external apps by default.
- C. Enable default apps.
- D. Allow external apps in Microsoft Teams.



Correct Answer: A

Section:

Explanation:

Reference:

<https://docs.microsoft.com/en-us/microsoftteams/platform/concepts/deploy-and-publish/overview>

QUESTION 30

Your company has a Microsoft 365 subscription that uses Microsoft Teams.

You purchase an app named Appl from the Microsoft Teams Store.

You need to add App1 to the Microsoft Teams client for a specific group of users.

Which two actions should you perform from the Microsoft Teams admin center? Each correct answer presents part of the solution.

NOTE: Each correct selection is worth one point.

- A. From the Meeting settings, modify the Network settings.
- B. From App setup policies, create a new app setup policy.
- C. From App setup policies, modify the global app setup policy.
- D. From the properties of each user, edit the assigned policies.
- E. From the Org-wide settings, modify the Devices settings.

Correct Answer: B, D

Section:

Explanation:

Reference:

<https://docs.microsoft.com/en-us/microsoftteams/teams-app-setup-policies>



QUESTION 31

Your company has a Microsoft 365 subscription.

An administrator reports that teams were deleted accidentally today.

You need to restore the teams as quickly as possible.

Which cmdlets should you run?

- A. Get-AzureADMSDeletedGroup and Restore-AzureADMSDeletedDirectoryObject
- B. Get-Team and Restore-ADObject
- C. Get-AzureADMSDeletedGroup and Restore-ADObject
- D. Get-AzureADGroup and Restore-AzureADMSDeletedDirectoryObject
- E. Get-Team and Restore-AzureADMSDeletedDirectoryObject

Correct Answer: C

Section:

Explanation:

Reference:

<http://www.mytechnetblog.com/2020/01/recover-deleted-teams.html>

QUESTION 32

Your company has a Microsoft Office 365 subscription that contains default policies only.

The company has the departments and teams shown in the following table.

Department name	Team name
Sales	Teams1
Finance	Teams2
HR	Teams3

You need to recommend which policies must be created to meet the following requirements:

Users in the HR department must be prevented from sending messages marked as Urgent.

Users in the finance department must be able to send messages marked as Urgent.

Users in the finance department must be able to delete sent messages.

The solution must only affect the HR department users and the finance department users.

What is the minimum number of policies you should recommend creating?

- A. two messaging policies
- B. one messaging policy and one permission policy
- C. one permission policy only
- D. two permission policies
- E. one messaging policy only

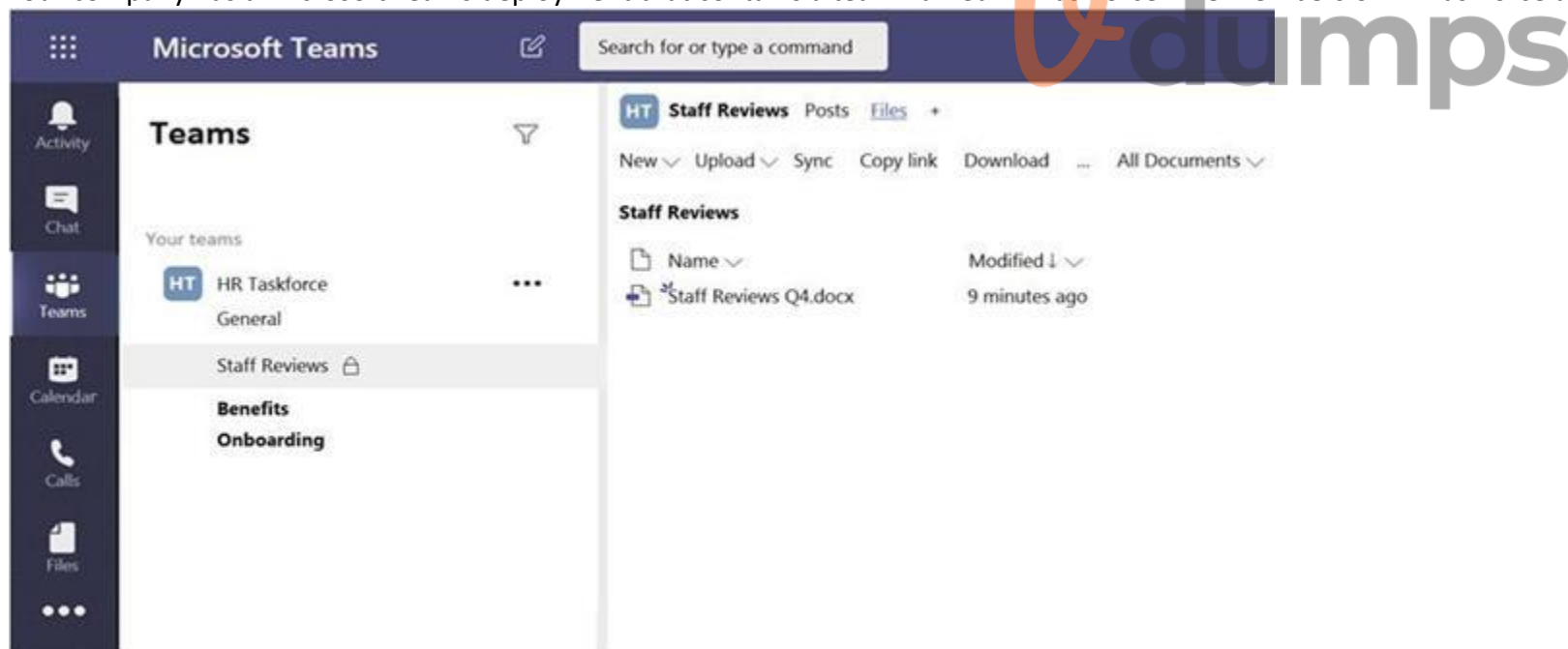
Correct Answer: A

Section:

QUESTION 33

HOTSPOT

Your company has a Microsoft Teams deployment that contains a team named HR Taskforce. The members of HR Taskforce are shown in the HR Taskforce exhibit.



The members of a private channel named Staff Reviews are shown in the Members exhibit.

Microsoft Teams

Search for or type a command

Teams

Your teams:

- X1050 Launch Team
- HR Taskforce**
- Business Development

HR Taskforce

Welcome to the HR Taskforce team.

Members Pending Requests Settings Analytics Apps Channels

Search for members

Add member

Owners (1)

Name	Title	Location	Tags	Role
Megan Bowen	Auditor	12/1110		Owner

Members and Guests (18)

Name	Title	Location	Tags	Role
Lee Gu	CVP Research & Development	23/1101		Member
Patti Fernandez	President	15/1102		Member
Emily Braun	Budget Analyst	97/2502		Member
Grady Archic	CVP Legal	19/2109		Member
Christie Cline	Sr VP Sales & Marketing	131/2105		Member
Pradeep Gupta	Accountant II	98/2202		Member

Join or create a team

The files in the Staff Reviews channel are shown in the Files exhibit.

Microsoft Teams

Search for or type a command

Teams

Your teams:

- HR Taskforce
- General
- Staff Reviews
- Benefits
- Onboarding

HR Taskforce > Staff Reviews

Process and documentation for staff reviews.

Members Settings

Search for members

Add member

Owners (1)

Name	Title	Location	Role
Patti Fernandez	President	15/1102	Owner

Members and Guests (1)

Name	Title	Location	Role
Emily Braun	Budget Analyst	97/2502	Member

For each of the following statements, select Yes if the statement is true. Otherwise, select No.

NOTE: Each correct selection is worth one point

Hot Area:

Answer Area	Statements	Yes	No
	A user named Megan Bowen can view the name, description, and owner of the Staff Reviews channel.	<input type="radio"/>	<input type="radio"/>
	A user named Megan Bowen can open the Staff Reviews Q4.docx file.	<input type="radio"/>	<input type="radio"/>
	A user named Megan Bowen can add new members to the Staff Reviews channel.	<input type="radio"/>	<input type="radio"/>

Answer Area:

Answer Area	Statements	Yes	No
	A user named Megan Bowen can view the name, description, and owner of the Staff Reviews channel.	<input checked="" type="radio"/>	<input type="radio"/>
	A user named Megan Bowen can open the Staff Reviews Q4.docx file.	<input type="radio"/>	<input checked="" type="radio"/>
	A user named Megan Bowen can add new members to the Staff Reviews channel.	<input type="radio"/>	<input checked="" type="radio"/>

Section:

Explanation:

Reference:

<https://docs.microsoft.com/en-us/microsoftteams/private-channels>

QUESTION 34

HOTSPOT

You have a Microsoft 365 subscription that contains a group named Group1.

You need to configure Group1 to meet the following requirements:

Users must not be permitted to pin apps to the Microsoft Teams app bar.

Only the Chat, Teams, and Calendar apps must appear on the Microsoft Teams app bar.

Which policy type should you create and which PowerShell cmdlet should you run to assign the policy? To answer, select the appropriate options in the answer area.

NOTE: Each correct selection is worth one point.

Hot Area:

Answer Area

Policy type:

	▼
App permission	
App setup	
Messaging	
Microsoft Teams	

PowerShell cmdlet:

	▼
Grant-CsTeamsAppPermissionPolicy	
Grant-CsTeamsAppSetupPolicy	
Grant-CsTeamsMessagingPolicy	
Grant-CsTeamsMobilityPolicy	

Answer Area:

Answer Area

Policy type:

	▼
App permission	
App setup	
Messaging	
Microsoft Teams	

PowerShell cmdlet:

	▼
Grant-CsTeamsAppPermissionPolicy	
Grant-CsTeamsAppSetupPolicy	
Grant-CsTeamsMessagingPolicy	
Grant-CsTeamsMobilityPolicy	



Section:

Explanation:

Reference:

<https://docs.microsoft.com/en-us/microsoftteams/teams-app-setup-policies#assign-a-custom-app-setup-policy-to-users>

<https://docs.microsoft.com/en-us/powershell/module/skype/grant-csteamsappsetuppolicy?view=skype-ps>

QUESTION 35

Note: This question is part of a series of questions that present the same scenario. Each question in the series contains a unique solution that might meet the stated goals. Some question sets might have more than one correct solution, while others might not have a correct solution.

After you answer a question in this section, you will NOT be able to return to it. As a result, these questions will not appear in the review screen.

Your company has a Microsoft 365 subscription.

You need to prevent temporary employees from using the private chat feature in Microsoft Teams.

Solution: You create an app permission policy and assign the policy to the users.

Does this meet the goal?

- A. Yes
- B. No

Correct Answer: B

Section:

QUESTION 36

Your company has a Microsoft 365 subscription that contains 200 Microsoft Teams users and 20 teams.

You discover that several teams do NOT have an owner.

You need to ensure that you receive a notification when a team is missing an owner.

What should you do?

- A. From the Microsoft Teams admin center, modify the Teams settings.
- B. From PowerShell, run the Set-Team cmdlet.
- C. From the Azure Active Directory admin center, modify the group expiration settings.
- D. From PowerShell, run the Add-AzureADMSLifecyclePolicyGroup cmdlet.



Correct Answer: C

Section:

Explanation:

Reference:

<https://o365knowledgeshare.wordpress.com/2018/10/02/office-365-groups-best-practices-orphaned-groups/>

QUESTION 37

Your company has a Microsoft 365 subscription that uses Microsoft Office 365 E5 licenses and Azure Active Directory Premium Plan 1 licenses.

You have a team named Sales that contains all the users in the company's sales department.

You hire several new users in the sales department.

You discover that the new employees are never added to the team.

You need to ensure that when new sales department users are hired, they are added automatically to the team.

What should you do?

- A. From the Microsoft Teams client, modify the settings of the Sales team.
- B. From the Azure Active Directory admin center, modify the membership type of the Sales group.
- C. From the Microsoft Teams admin center, modify the properties of the Sales team.
- D. From the Microsoft 365 admin center, modify the settings of the Sales group.

Correct Answer: B

Section:

Explanation:

Reference:

<https://docs.microsoft.com/en-us/microsoftteams/dynamic-memberships>

<https://docs.microsoft.com/en-us/azure/active-directory/users-groups-roles/groups-change-type>

QUESTION 38

HOTSPOT

You have a Microsoft 365 subscription.

You need to create a new Microsoft Teams team named Human Resources that meets the following requirements:

All join requests must be approved by an owner of the team.

The URL for the Microsoft SharePoint Online site of the team must be /teams/HR.

Two users named jane@contoso.com and bob@contoso.com must be assigned as team owners.

How should you complete the PowerShell command? To answer, select the appropriate options in the answer area.

NOTE: Each correct selection is worth one point.

Hot Area:

Answer Area

```
Connect-MicrosoftTeams  
$TeamId = New-Team -DisplayName "Human Resources" [dropdown] Private  
-Owner jane.doe@contoso.com -MailNickName [dropdown]  
[dropdown] -GroupId $TeamId.GroupId -User bob@contoso.com -Role Owner
```

The image shows a PowerShell command being constructed in an interactive environment. The command is: `Connect-MicrosoftTeams $TeamId = New-Team -DisplayName "Human Resources" [dropdown] Private -Owner jane.doe@contoso.com -MailNickName [dropdown] [dropdown] -GroupId $TeamId.GroupId -User bob@contoso.com -Role Owner`. There are three dropdown menus. The first dropdown is open, showing options: `-Classification`, `-ShowInTeamsSearchAndSuggestions`, `-Template`, and `-Visibility`. The second dropdown is open, showing options: `HR`, `/sites/HR`, and `/teams/HR`. The third dropdown is open, showing options: `Add-TeamChannelUser`, `Add-TeamUser`, `Set-Team`, and `Set-TeamMemberSettings`. A watermark "Vdumps" is visible in the center of the answer area.

Answer Area:

Answer Area

```
Connect-MicrosoftTeams
$TeamId = New-Team -DisplayName "Human Resources"
-Owner jane.doe@contoso.com -MailNickName
-GroupId $TeamId.GroupId -User bob@contoso.com -Role Owner
```

Private

- Classification
- ShowinTeamsSearchAndSuggestions
- Template
- Visibility

- HR
- /sites/HR
- /teams/HR

- Add-TeamChannelUser
- Add-TeamUser
- Set-Team
- Set-TeamMemberSettings

vdumps

Section:

Explanation:

Reference:

<https://docs.microsoft.com/en-us/powershell/module/teams/new-team?view=teams-ps>

<https://docs.microsoft.com/en-us/powershell/module/teams/add-teamuser?view=teams-ps>

QUESTION 39

HOTSPOT

You have a Microsoft 365 subscription that contains a user named User1.

You have a custom policy named AppPolicy that has the following configurations:

Allow all apps published by Microsoft.

Allow only specified third-party apps.

Block all custom apps.

You need to assign AppPolicy to User1.

How should you complete the PowerShell command? To answer, select the appropriate options in the answer area.

NOTE: Each correct selection is worth one point.

Hot Area:

Answer Area

	▼	-Identity "User1"		▼	AppPolicy
Grant-CsTeamsAppSetupPolicy			-Description		
Grant-CsTeamsAppPermissionPolicy			-PinnedAppBarApps		
Set-CsTeamsAppSetupPolicy			-PolicyName		
Set-CsTeamsAppPermissionPolicy					

Answer Area:

Answer Area



	▼	-Identity "User1"		▼	AppPolicy
Grant-CsTeamsAppSetupPolicy			-Description		
Grant-CsTeamsAppPermissionPolicy			-PinnedAppBarApps		
Set-CsTeamsAppSetupPolicy			-PolicyName		
Set-CsTeamsAppPermissionPolicy					

Section:

Explanation:

Reference:

<https://docs.microsoft.com/en-us/powershell/module/skype/grant-csteamsapppermissionpolicy?view=skype-ps>

QUESTION 40

You have a Microsoft 365 E5 subscription that is linked to an Azure Active Directory (Azure AD) tenant. The tenant contains the groups shown in the following table.

Name	Type
Group1	Distribution
Group2	Security
Group3	Microsoft 365
Group4	Mail-enabled security

You need to create a new team by using the Microsoft Teams client. Which group can you use to create the new team?

- A. Group4
- B. Group1
- C. Group2
- D. Group3

Correct Answer: D

Section:

Explanation:

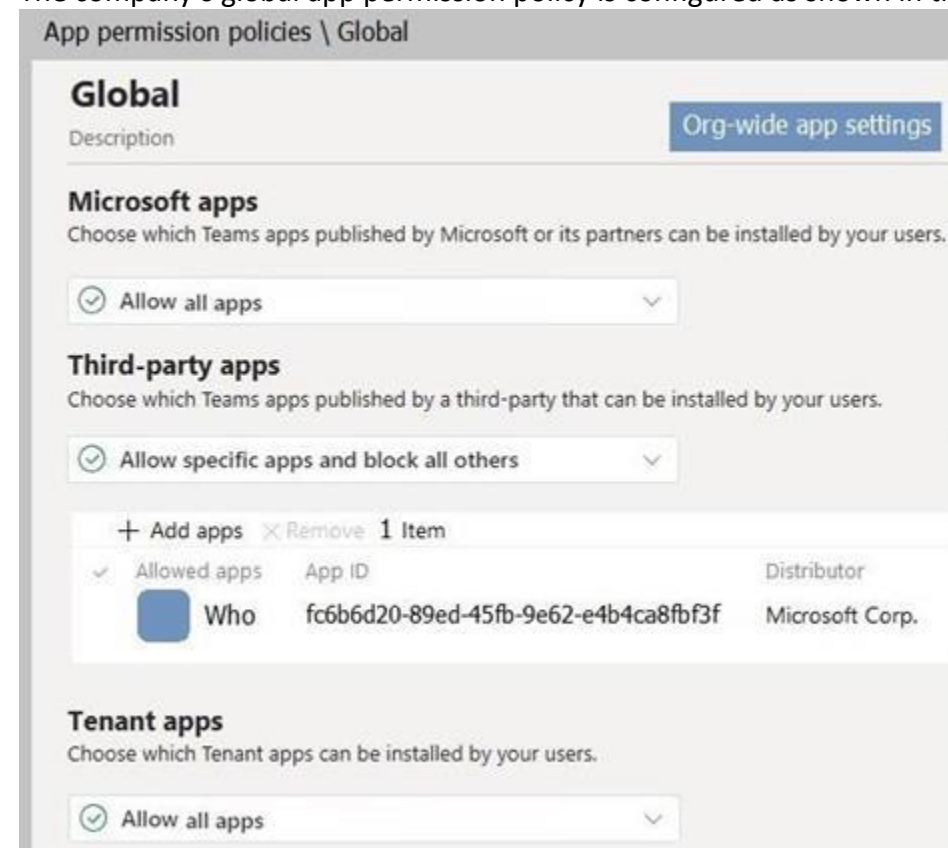
Reference:

<https://support.microsoft.com/en-us/office/create-a-team-from-an-existing-group-24ec428e-40d7-4a1a-ab87-29be7d145865>

QUESTION 41

Your company has a Microsoft 365 subscription.

The company's global app permission policy is configured as shown in the following exhibit.



Users report that they can view the list of available third-party apps from the Microsoft Teams client.

You need to ensure that the Who app is the only visible app from the Microsoft Teams client.

What should you modify?



- A. the Org-wide app settings
- B. the global app permission policy
- C. the global app setup policy
- D. the global teams policy

Correct Answer: A

Section:

Explanation:

Reference:

<https://docs.microsoft.com/en-us/microsoftteams/teams-app-permission-policies>

QUESTION 42

HOTSPOT

Your company has a Microsoft Office 365 subscription.

The company has three departments. Each department contains a group as shown in the following table.

Department name	Type
HR	Distribution
R&D	Global security
Sales	Universal security

You plan to create a team for each group.

You need to ensure that a team can be created for each group. The solution must minimize administrative effort.

What should you do to each group? To answer, select the appropriate options in the answer area.

NOTE: Each correct selection is worth one point.



Hot Area:

Answer Area

HR: ▼

- Change the group to an Office 365 group.
- Recreate the group as an Office 365 group.
- Change the group to a security group.

R&D: ▼

- Change the group to an Office 365 group.
- Recreate the group as an Office 365 group.
- Change the group to a universal group.

Sales: ▼

- Change the group to an Office 365 group.
- Recreate the group as an Office 365 group.
- Change the group to a global group.

Answer Area:

Answer Area

HR:	<input type="text"/>	▼
	Change the group to an Office 365 group.	
	Recreate the group as an Office 365 group.	
	Change the group to a security group.	
R&D:	<input type="text"/>	▼
	Change the group to an Office 365 group.	
	Recreate the group as an Office 365 group.	
	Change the group to a universal group.	
Sales:	<input type="text"/>	▼
	Change the group to an Office 365 group.	
	Recreate the group as an Office 365 group.	
	Change the group to a global group.	

Section:

Explanation:

QUESTION 43

DRAG DROP

Your company has a custom Microsoft Teams app named App1.

You need to deploy App1. The solution must ensure that App1 appears as the first item on the app bar of the Microsoft Teams client.

Which four actions should you perform in sequence? To answer, move the actions from the list of actions to the answer area and arrange them in the correct order.

Select and Place:

Actions

From the Microsoft Teams client,upload App1.

From the Microsoft Teams admin center,set Allow interaction with custom apps to **On**.

From the Microsoft Teams admin center,modify the list of pinned apps.

From the app setup policy in the Microsoft Teams admin center, add App1 as a pinned app.

From the app permission policy in the Microsoft Teams admin center set, the Microsoft apps setting to **Allow all apps**.

From the app permission policy in the Microsoft Teams admin center,set the Third-party apps setting to **Allow all apps**.

Answer Area

Correct Answer:

Actions

From the app permission policy in the Microsoft Teams admin center set, the Microsoft apps setting to Allow all apps .
From the app permission policy in the Microsoft Teams admin center, set the Third-party apps setting to Allow all apps .

Answer Area

From the Microsoft Teams admin center, set Allow interaction with custom apps to On .
From the Microsoft Teams client, upload App1.
From the app setup policy in the Microsoft Teams admin center, add App1 as a pinned app.
From the Microsoft Teams admin center, modify the list of pinned apps.

Section:

Explanation:

Reference:

<https://docs.microsoft.com/en-us/microsoftteams/teams-custom-app-policies-and-settings>

QUESTION 44

HOTSPOT

You have a Microsoft 365 E5 subscription that contains a Microsoft Teams team named Sales Team. Sales Team contains the members shown in the following table.

Name	Role
User1	Owner
User2	Owner
User3	Member
User4	Member

You create a channel named Sales Project and configure the Channel moderation settings as shown in the following exhibit.

Sales Team > Sales Project ...

Channel Settings Analytics

Permissions Set channel moderation preferences

Channel moderation

On

Who are the moderators?

Team owners [Manage](#)

Who can start new post?

Only moderators

Team member permissions

- Allow members to reply to channel messages
- Allow bots to submit channel messages
- Allow connectors to submit channel messages

For each of the following statements, select Yes if the statement is true. Otherwise, select No.
 NOTE: Each correct selection is worth one point.

Hot Area:

Answer Area	Statements	Yes	No
	User1 can reply to channel messages.	<input type="checkbox"/>	<input type="checkbox"/>
	User2 can add User4 as a moderator of the Sales Project channel.	<input type="checkbox"/>	<input type="checkbox"/>
	User3 can start a new post in the Sales Project channel.	<input type="checkbox"/>	<input type="checkbox"/>

Answer Area:

Answer Area		Yes	No
	Statements		
	User1 can reply to channel messages.	<input checked="" type="checkbox"/>	<input type="checkbox"/>
	User2 can add User4 as a moderator of the Sales Project channel.	<input checked="" type="checkbox"/>	<input type="checkbox"/>
	User3 can start a new post in the Sales Project channel.	<input type="checkbox"/>	<input checked="" type="checkbox"/>

Section:

Explanation:

Reference:

<https://docs.microsoft.com/en-us/microsoftteams/manage-channel-moderation-in-teams>

QUESTION 45

Your company has a Microsoft 365 subscription.

You have a team that uses the following dynamic rule.

`(user.department -contains "Sales" -or user.department -contains "Marketing") -and (user.userType -Contains "Guest") -and (user.country -eq "US")`

Which user will be included in the group?

- A. A guest user in a department named Global Sales that has the country attribute set to US.
- B. A member user in a department named Marketing Division that has the country attribute set to US.
- C. A member user in a department named Marketing/Sales that has the country attribute set to US.
- D. A guest user in a department named US Marketing Division that has the country attribute set to US.

Correct Answer: D

Section:

QUESTION 46

Your company has a Microsoft 365 subscription.

The company has a group named Sales.

You need to configure Microsoft Teams for the Sales group. The solution must meet the following requirements:

Ensure that only the Activity, Shifts, Chat, and Calling apps are always visible in the app bar of the Microsoft Teams client. Prevent only the users in the company's sales department from adding other apps to Microsoft Teams.

Which two actions should you perform for the Sales group? Each correct answer presents part of the solution.

NOTE: Each correct selection is worth one point.

- A. Modify the global app setup policy.
- B. Modify the global app permission policy.
- C. Create an app setup policy.

- D. Modify the org-wide Teams settings.
- E. Create an app permission policy.

Correct Answer: C, E

Section:

Explanation:

Creating an app setup policy meets the first requirement.

Create an app setup policy and applying it to the Sales team meets the second requirement.

Reference:

<https://docs.microsoft.com/en-us/microsoftteams/teams-app-setup-policies>

QUESTION 47

Your company has a Microsoft 365 subscription.

The company uses Microsoft Teams.

You need to ensure that only Microsoft apps can be used in Microsoft Teams.

What should you do from the Microsoft Teams admin center?

- A. From the global app setup policy, disable the Upload custom apps setting.
- B. From the Org-wide app settings, disable the Allow interaction with custom apps setting.
- C. From the Org-wide app settings, disable the Allow third party or custom apps setting.
- D. From the global app permission policy, enable the Allow All Apps setting for Microsoft apps.

Correct Answer: C

Section:

Explanation:

<https://docs.microsoft.com/en-us/microsoftteams/teams-app-permission-policies>



QUESTION 48

You have a Microsoft Office 365 subscription.

You discover that apps from a third-party publisher have security issues.

You need to block all apps from the publisher.

What should you use in the Microsoft Teams admin center?

- A. Org-wide app settings
- B. Policy packages
- C. Permission policies
- D. Manage apps

Correct Answer: D

Section:

Explanation:

Reference:

<https://docs.microsoft.com/en-us/microsoftteams/manage-apps>

QUESTION 49

HOTSPOT

You have a Microsoft Office 365 subscription.

You need to meet the following requirements:

Pin specific apps to the Microsoft Teams app bar.

Prevent users from installing third-party apps published in the Teams app store.

Prevent users from pinning apps to the Microsoft Teams app bar.

What should you use to meet each requirement? To answer, select the appropriate options in the answer area.

NOTE: Each correct selection is worth one point.

Hot Area:

Answer Area

Pin specific apps to the app bar: ▼

- Org-wide app setting
- App setup policies
- Microsoft Teams policies
- Microsoft Teams settings

Prevent users from pinning apps to the app bar: ▼

- Org-wide app setting
- App setup policies
- Microsoft Teams policies
- Microsoft Teams settings

Prevent users from installing third-party apps published to the Teams app store: ▼

- Org-wide app setting
- App setup policies
- Microsoft Teams policies
- Microsoft Teams settings

Answer Area:

Answer Area

Pin specific apps to the app bar:

- Org-wide app setting
- App setup policies
- Microsoft Teams policies
- Microsoft Teams settings

Prevent users from pinning apps to the app bar:

- Org-wide app setting
- App setup policies
- Microsoft Teams policies
- Microsoft Teams settings

Prevent users from installing third-party apps published to the Teams app store:

- Org-wide app setting
- App setup policies
- Microsoft Teams policies
- Microsoft Teams settings

Section:

Explanation:

QUESTION 50

HOTSPOT

You are Microsoft Teams administrator for your company.

You have the Org-wide app settings shown in the App Settings exhibit. (Click the App Settings tab.)

Org-wide app settings

Third party apps ^

You can control which third party apps can be installed for your organization. [Learn more](#)

Allow third party apps ⓘ



On

Allow any new third party apps published to the store by default ⓘ



On

Custom apps ^

If your organization requires apps other than those available in the Teams Apps store, custom apps can be developed as app packages and uploaded. [Learn more](#)

Allow interaction with custom apps ⓘ



On

Blocked apps (1) ^

Search for apps you want to block across your organization or to see a list of apps go to [Teams app store](#).



Planner

Microsoft Corp.



Save

Cancel

 **vdumps**

The company's global app permission policy is configured as shown in the Permission Policy exhibit. (Click the Permission Policy tab.)

Global



Description

Microsoft apps

Choose which Teams apps published by Microsoft or its partners can be installed by your users.

Allow specific apps and block all others

+ Add apps × Remove 2 Items

Allowed apps	App ID	Distributor
	c3a1996d-db0f-4857-a6ea-7aabf0266b00	Microsoft Corp.
	com.microsoft.teamspace.tab.planner	Microsoft Corp.

Third-party apps

Choose which Teams apps published by a third-party that can be installed by your users.

Block all apps

Tenant apps

Choose which Tenant apps can be installed by your users.

Block all apps

The company's global app setup policy is configured as shown in the Setup Policy exhibit. (Click the Setup Policy tab.)

 Vdumps

Global








Description

Upload custom apps  On

Pinned apps

Choose the order that apps are pinned in the Teams app navigation bar.

+ Add apps ↑ Move up ↓ Move down ✕ Remove | 7 Items

✓	Name	App ID	Distributor
	Activity	14d6962d-6eeb-4f48-8890-de55454bb136	Microsoft
	Planner	com.microsoft.teamspace.tab.planner	Microsoft Corp.
	Chat	86fcd49b-61a2-4701-b771-54728cd291fb	Microsoft
	Teams	2a84919f-59d8-4441-a975-2a8c2643b741	Microsoft
	Calendar	ef56c0de-36fc-4ef8-b417-3d82ba9d073c	Microsoft
	Calling	20c3440d-c67e-4420-9f80-0e50c39693df	Microsoft
	Files	5af6a76b-40fc-4ba1-af29-8f49b08e44fd	Microsoft

For each of the following statements, select Yes if the statement is true. Otherwise, select No.

NOTE: Each correct selection is worth one point.

Hot Area:

Answer Area	Statements	Yes	No
	Team members can upload apps from the Microsoft Teams client.	<input type="radio"/>	<input type="radio"/>
	All team members can add the Microsoft Flow app to a team.	<input type="radio"/>	<input type="radio"/>
	All team members can add the Microsoft Planner app to a team.	<input type="radio"/>	<input type="radio"/>

Answer Area:

Answer Area	Statements	Yes	No
	Team members can upload apps from the Microsoft Teams client.	<input checked="" type="radio"/>	<input type="radio"/>
	All team members can add the Microsoft Flow app to a team.	<input checked="" type="radio"/>	<input type="radio"/>
	All team members can add the Microsoft Planner app to a team.	<input type="radio"/>	<input checked="" type="radio"/>

Section:

Explanation:

Reference:

<https://docs.microsoft.com/en-us/microsoftteams/teams-app-permission-policies>

<https://office365itpros.com/2019/08/12/using-teams-app-permission-policies/>

QUESTION 51

Your company has a Microsoft 365 subscription that contains three groups named HR, Marketing, and Sales.

You need to configure the Microsoft Teams desktop client. The solution must meet the following requirements:

Members of the HR group must be prevented from pinning apps to their app bar.

Members of the Marketing group must have the Microsoft Planner app pinned to their app bar.

Members of the Sales group must not be affected by policies applied to the Marketing and HR groups.

Which two actions should you perform? Each correct answer presents part of the solution.

NOTE: Each correct selection is worth one point.

A. Modify the global app setup policy.

- B. Modify the global app permission policy.
- C. Create an app setup policy for HR.
- D. Create an app setup policy for Marketing.
- E. Create an app permission policy for Marketing.
- F. Create an app permission policy for HR.

Correct Answer: C, D

Section:

Explanation:

Reference:

<https://docs.microsoft.com/en-us/microsoftteams/teams-app-setup-policies>

QUESTION 52

Your company has a Microsoft 365 subscription.

You have a Microsoft Teams team named Sales that is set to Private.

Users report that they can view the Sales team from a list of suggested teams.

You need to hide the team from the list of suggested teams.

What should you do from the Microsoft Teams client?

- A. Modify the Team discovery settings.
- B. Select the Hide team option.
- C. Modify the team privacy settings.
- D. Modify the team member permissions.

Correct Answer: A

Section:

Explanation:

Reference: <https://docs.microsoft.com/en-us/microsoftteams/manage-discovery-of-private-teams#set-whether-existing-private-teams-are-discoverable>

QUESTION 53

HOTSPOT

Your company has a Microsoft 365 E5 subscription.

You plan to create a team that will automatically include all new and existing users at the company.

You need to identify which role-based access control (RBAC) role is required to create the team, and which tool must be used to create the team. The solution must use the principle of least privilege.

What should you identify? To answer, select the appropriate options in the answer area.

NOTE: Each correct selection is worth one point.

Hot Area:



Answer Area

Role:

	▼
Global Administrator	
Groups administrator	
Teams Administrator	
User Administrator	

Tool:

	▼
Azure Active Directory admin center	
Microsoft Teams admin center	
Microsoft Teams client	
Microsoft Teams PowerShell	

Answer Area:

 **vdumps**

Answer Area

Role: ▼

- Global Administrator
- Groups administrator
- Teams Administrator
- User Administrator

Tool: ▼

- Azure Active Directory admin center
- Microsoft Teams admin center
- Microsoft Teams client
- Microsoft Teams PowerShell



Section:

Explanation:

Reference:

<https://docs.microsoft.com/en-us/microsoftteams/create-an-org-wide-team>

<https://docs.microsoft.com/en-us/microsoft-365/business-video/org-wide-team?view=o365-worldwide>

QUESTION 54

HOTSPOT

You have a Microsoft 365 subscription that uses Microsoft Teams and contains the users shown in the following table.

Name	Role
Admin1	Teams Administrator
User1	User
User2	User
User3	User
User4	User
User5	User

You have a team named Sales that is configured as shown in the following table.

Name	Privacy	Role	Members
Sales	Private	Owner	User1
		Member	User2
		Member	User3
		Member	User4

The Sales team contains the channels shown in the following table.

Name	Type	Owner	Members
Planning	Standard	User1	User2 User3 User4
Budget	Private	User2	User3 User4

For each of the following statements, select Yes if the statement is true. Otherwise, select No.

NOTE: Each correct selection is worth one point.

Hot Area:

Answer Area

Statements	Yes	No
User1 can see the membership list of the Budgets channel.	<input type="radio"/>	<input type="radio"/>
User2 can add User5 as a member of the Budgets channel.	<input type="radio"/>	<input type="radio"/>
Admin1 can convert Planning into a private channel.	<input type="radio"/>	<input type="radio"/>

Answer Area:

Answer Area

Statements	Yes	No
User1 can see the membership list of the Budgets channel.	<input type="radio"/>	<input checked="" type="radio"/>
User2 can add User5 as a member of the Budgets channel.	<input checked="" type="radio"/>	<input type="radio"/>
Admin1 can convert Planning into a private channel.	<input type="radio"/>	<input checked="" type="radio"/>

Section:

Explanation:

Reference:

<https://www.spguides.com/create-a-private-channel-in-microsoft-teams/>

https://docs.microsoft.com/en-us/microsoftteams/private-channels?WT.mc_id=M365-MVP-5002973

02 - Manage Chat-Teams-Channels and Apps

Case study

This is a case study. Case studies are not timed separately. You can use as much exam time as you would like to complete each case. However, there may be additional case studies and sections on this exam. You must manage your time to ensure that you are able to complete all questions included on this exam in the time provided.

To answer the questions included in a case study, you will need to reference information that is provided in the case study. Case studies might contain exhibits and other resources that provide more information about the scenario that is described in the case study. Each question is independent of the other questions in this case study.

At the end of this case study, a review screen will appear. This screen allows you to review your answers and to make changes before you move to the next section of the exam. After you begin a new section, you cannot return to this section.

To start the case study

To display the first question in this case study, click the Next button. Use the buttons in the left pane to explore the content of the case study before you answer the questions. Clicking these buttons displays information such as business requirements, existing environment, and problem statements. If the case study has an All Information tab, note that the information displayed is identical to the information displayed on the subsequent tabs. When you are ready to answer a question, click the Question button to return to the question.

Overview

Contoso, Ltd. is a pharmaceutical company that has 3,000 users in offices across North America.

Existing Environment

Active Directory

The network contains an on-premises Active Directory domain. All user accounts are in departmental organizational units (OUs).

Microsoft Office 365

All users are assigned a Microsoft Office 365 E5 license and are enabled for the following services:

Microsoft Yammer

Microsoft Exchange Online

Microsoft SharePoint Online

Microsoft OneDrive for Business

Azure Active Directory (Azure AD)

Vdumps

Azure AD dynamic group membership

Microsoft Skype for Business

Contoso has an on-premises deployment of Microsoft Skype for Business Server 2015. All the latest cumulative updates are installed on all the servers. The following services are used in Skype for Business Server 2015:

Meetings

PSTN calling

Instant messaging (IM)

Federation to external companies

Departments

Contoso has the following departments:

IT

Sales

Human resources (HR)

Research and development (R&D)

All groups are created by using dynamic group membership that use the department attribute.

Requirements

Business Goals

Contoso identifies the following business goals:

Migrate the maximum number of users to Microsoft Teams.

Minimize administrative effort.

Device Requirements

Contoso identifies the following device requirements:

Replace Skype for Business IP phones with Microsoft Teams phones.

All Microsoft Teams phones must be set to lock automatically after 60 seconds.

Meeting and Live Event Requirements

Contoso identifies the following meeting and live event requirements:

Requirement1: Guest users must be able to join live events.

Requirement2: Guest users must always wait in a meeting lobby.

Requirement3: Contoso users must always bypass the meeting lobby when they join meetings by using the Microsoft Teams client. Requirement4: After the upgrade to Microsoft Teams, all meetings must be scheduled by using Microsoft Teams.

Calling Requirements

Contoso identifies the following calling requirements:

Migrate all existing auto attendants and response groups to Office 365.

Minimize the on-premises PSTN infrastructure.

Technical Requirements

Guest users must be prevented from making private calls.

Security Requirements

Contoso has the following security requirements for the Microsoft Teams deployment:

The number of ports allowed on the company's firewall must be limited.

Team names must be prevented from containing the name of any products produced by Contoso.

Users in the R&D group must be prevented from sending chat messages to users in other departments.

To meet the company's compliance policy, users in the sales department must continue to use on-premises Skype for Business for IM and calling only.

Pilot Project

Contoso begins a pilot project for the upgrade to Microsoft Teams.

You identify the following issues during the pilot project:

Microsoft Teams users report that they often receive continuous notifications from the Microsoft Teams client for 20 minutes. Two pilot users in the HR department report that they are not members of the HR team.



QUESTION 1

You need to resolve the membership issues for the two pilot users.
What should you do?

- A. Modify the department attribute of both users.
- B. Invite both users to the HR team.
- C. Add both users to the HR group.
- D. Modify the privacy level of the HR team.

Correct Answer: A

Section:

QUESTION 2

You need to resolve the notification issues identified during the pilot project.
What should you modify?

- A. the global meeting policy
- B. the global messaging policy
- C. the org-wide Teams settings
- D. the app permission policy

Correct Answer: B

Section:

Explanation:

You need to disable priority notifications in the global messaging policy.

Send urgent messages using priority notifications If you turn this on, users can send messages using priority notifications. Priority notifications notify users every 2 minutes for a period of 20 minutes or until messages that are marked as urgent are picked up and read by the recipient, maximizing the likelihood that the message is acted upon in a timely manner.

Reference:

<https://docs.microsoft.com/en-us/microsoftteams/messaging-policies-in-teams>

**QUESTION 3**

You need to configure the user accounts of the sales department users to meet the security requirements. What should you do for each user?

- A. From the Microsoft Teams admin center, set the Microsoft Teams upgrade policy to Skype for Business with Teams collaboration coexistence mode.
- B. From PowerShell, run the Grant-CsTeamsUpgradePolicy -PolicyName SfbWithTeamsCollab cmdlet.
- C. From the Microsoft Teams admin center, set the Microsoft Teams upgrade policy to Skype for Business only coexistence mode.
- D. From the Microsoft Teams admin center, set the Microsoft Teams upgrade policy to Skype for Business with Teams collaboration coexistence mode.

Correct Answer: A

Section:

Explanation:

Reference: <https://docs.microsoft.com/en-us/microsoftteams/teams-and-skypeforbusiness-coexistence-and-interoperability>

QUESTION 4

You need to configure the user accounts of the sales department users to meet the security requirements. What should you do for each user?

- A. From PowerShell, run the Grant-CsTeamsUpgradePolicy -PolicyName SfBOnly cmdlet.
- B. From PowerShell, run the Grant-CsTeamsUpgradePolicy -PolicyName SfBWithTeamsCollabandMeetings cmdlet.
- C. From the Microsoft Teams admin center, set the Microsoft Teams upgrade policy to Skype for Business only coexistence mode.
- D. From PowerShell, run the Grant-CsTeamsUpgradePolicy -PolicyName Islands cmdlet.

Correct Answer: B

Section:

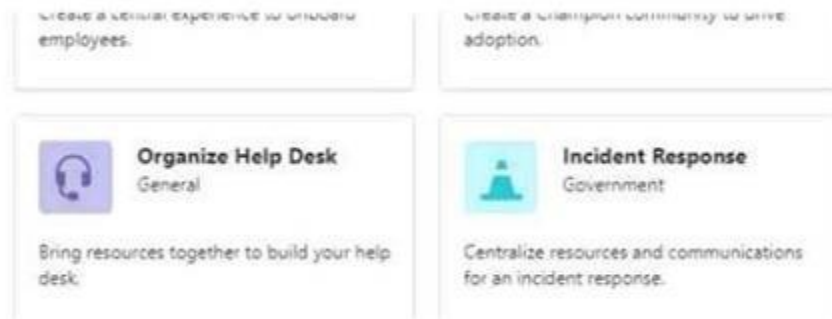
Explanation:

Reference: <https://docs.microsoft.com/en-us/microsoftteams/teams-and-skypeforbusiness-coexistence-and-interopability>

Exam E

QUESTION 1

Exhibit:



You need to ensure that the user sees only the Manage a Project template. What should you do?

- A. From PowerShell, modify the Teams policies.
- B. From the Microsoft Teams admin center, modify the team templates.
- C. From the Microsoft Teams admin center, modify the templates policies.
- D. From PowerShell, modify the team templates.

Correct Answer: C

Section:

QUESTION 2

You have a Microsoft Office 365 subscription that contains a user named User1.

You need to ensure that User1 can view Usage reports in the Microsoft Teams admin center; The solution must use the principle of least privilege. Which role should you assign to User1?

- A. Teams Communication support specialist
- B. Global administrator
- C. Global reader
- D. Teams Administrator

Correct Answer: C

Section:

Explanation:



<https://docs.microsoft.com/en-us/microsoft-365/admin/add-users/about-admin-roles?view=o365worldwide>

QUESTION 3

HOTSPOT

Your company uses Teams.

You have the following teams:

- Accounting
- Project Management
- Information Technology

You plan to create new channels.

Hot Area:

Accounting:

- Private
- Shared
- Standard

Project Management:

- Private
- Shared
- Standard

Answer Area:

Accounting:

- Private
- Shared
- Standard

Project Management:

- Private
- Shared
- Standard



Section:

Explanation:

QUESTION 4

DRAG DROP

You have a Microsoft 365 E5 subscription that contains a Microsoft Teams team named Confidential.

You need to ensure that guest users cannot be added to the Confidential team.

How should you complete the PowerShell script? To answer, drag the appropriate values to the correct targets. Each value may be used once, more than once, or not at all. You may need to drag the split bar between panes or scroll to view content.

Select and Place:

Values

- Get-AzureADDirectorySetting
- Get-AzureADDirectorySettingTemplate
- Get-AzureADGroup
- Get-AzureADMSGroup
- Set-AzureADGroup
- Set-AzureADMSGroup

Answer Area

```
$GroupName = "<GroupName>"  
Connect-AzureAD  
$template = [ ] | ? { $_.displayname -eq "group.unified.guest"}  
$settingsCopy = $template.CreateDirectorySetting()  
$settingsCopy["AllowToAddGuests"]=$False  
$groupID= ( [ ] -SearchString $GroupName).ObjectId  
New-AzureADObjectSetting -TargetType Groups -TargetObjectId $groupID -DirectorySetting $settingsCopy
```

Correct Answer:

Values

- []
- []
- Get-AzureADGroup
- Get-AzureADMSGroup
- Set-AzureADGroup
- Set-AzureADMSGroup

Answer Area

```
$GroupName = "<GroupName>"  
Connect-AzureAD  
$template = [ Get-AzureADDirectorySettingTemplate ] | ? { $_.displayname -eq "group.unified.guest"}  
$settingsCopy = $template.CreateDirectorySetting()  
$settingsCopy["AllowToAddGuests"]=$False  
$groupID= ( [ Get-AzureADDirectorySetting ] -SearchString $GroupName).ObjectId  
New-AzureADObjectSetting -TargetType Groups -TargetObjectId $groupID -DirectorySetting $settingsCopy
```

Section:

Explanation:

QUESTION 5

DRAG DROP

You have a Microsoft 365 E5 subscription that uses Microsoft Teams.

You need to ensure that the users in your organization can communicate with external users who use Teams for personal use. How should you complete the PowerShell cmdlets? To answer, drag the appropriate values to the correct targets. Each value may be used once, more than once, or not at all. You may need to drag the split bar between panes or scroll to view content.

NOTE: Each correct selection is worth one point.

Select and Place:

Values

- AllowFederatedUsers
- AllowTeamsConsumer
- AllowedDomains
- AllowPublicUsers

Answer Area

```
Set-CsTenantFederationConfiguration [ ] $true [ ] $true
```

Correct Answer:

Values

- AllowedDomains
- AllowPublicUsers

Answer Area

```
Set-CsTenantFederationConfiguration [-AllowFederatedUsers] $true [-AllowTeamsConsumer] $true
```



Section:

Explanation:

QUESTION 6

You plan to deploy Microsoft Teams to a remote location.

You perform a network readiness assessment for Microsoft Teams by using the Network Testing

Companion. Which two tests are included in the assessment? Each correct answer presents part of the solution. NOTE: Each correct selection is worth one point.

- A. video quality tests
- B. trace route information
- C. Quality of Service (QoS) validation
- D. open and blocked ports
- E. audio quality tests

Correct Answer: D, E

Section:

QUESTION 7

DRAG DROP

Your company has a trading department and a research department.

The company purchases a Microsoft 365 E5 subscription.

You plan to deploy Microsoft 365 E5 licenses to all users.

You need to block communication between the users in the trading department and the users in the research department. Which four actions should you perform in sequence? To answer, move the appropriate actions from the list of actions to the answer area and arrange them in the correct order.

Select and Place:

Actions

- Create administrative units in Azure AD.
- Create app permissions policies.
- From the Microsoft Teams admin center, enable scoped directory search.
- Provide admin consent for the Information Barrier Processor.
- Make a list of segments to define.
- Create information barrier policies.

Answer Area

Navigation icons: > < (between actions), < > (between answer area)

Correct Answer:

Actions

- Create administrative units in Azure AD.
- Create app permissions policies.
-
-
-
-

Answer Area

- From the Microsoft Teams admin center, enable scoped directory search.
- Provide admin consent for the Information Barrier Processor.
- Make a list of segments to define.
- Create information barrier policies.

Navigation icons: > < (between actions), < > (between answer area)

Section:

Explanation:

QUESTION 8

Your company has a Microsoft 365 E5 subscription.

You enable guest access for Microsoft Teams.

You need to prevent all users from downloading and opening files that contain malware by using Microsoft Teams channels.

What should you do first?

- A. From the Microsoft Purview compliance portal, create a data loss prevention (DLP) policy.
- B. From the Microsoft 365 Defender portal, select Turn on Defender for Office 365 for SharePoint, OneDrive, and Microsoft Teams
- C. From the Azure Active Directory admin center, add an identity provider.
- D. From the Azure Active Directory admin center, enable the End user protection baseline policy.

Correct Answer: B

Section:

QUESTION 9

HOTSPOT

You have a Microsoft 365 subscription that uses Microsoft Teams. You need to create the resource accounts shown in the following table.

Name	Type	Phone number type
Resource1	Auto attendant	Online
Resource2	Shared mailbox	Not applicable
Resource3	Call queue	Online

Which resource accounts require licenses, and which type of license is required? To answer, select the appropriate options in the answer area. NOTE: Each correct selection is worth one point.

Hot Area:

Answer Area

Resource accounts:

License type:

Answer Area:

Answer Area

Resource accounts:

- Resource3 only
- Resource1 only
- Resource2 only
- Resource3 only**
- Resource1 and Resource2 only
- Resource2 and Resource3 only
- Resource1 and Resource3 only
- Resource1, Resource2, and Resource3

License type:

- Microsoft 365 Audio Conferencing
- Common Area Phone
- Microsoft 365 Audio Conferencing**
- Microsoft 365 Domestic Calling Plan
- Microsoft 365 Phone System – Virtual User

Section:

Explanation:

QUESTION 10

HOTSPOT

You have a Microsoft 365 subscription that uses Teams.

You have a meeting room that contains a Teams Rooms device and a Surface Hub.

You have the following configuration file for the Teams Rooms device.



```

<SkypeSettings>
<CoordinatedMeetings enabled="true">
  <Settings>
    <Audio default="true" enabled="true"/>
    <Video default="true" enabled="true"/>
    <Whiteboard default="false" enabled="false"/>
  </Settings>
  <TrustedAccounts>account1@contoso.com</TrustedAccounts>
</CoordinatedMeetings>
</SkypeSettings>

```

You have the following configuration file for the Surface Hub:

```

<SurfaceHubSettings>
  <BluetoothAdvertisementEnabled>true</BluetoothAdvertisementEnabled>
  <AutoAcceptProximateMeetingInvitations>true</AutoAcceptProximateMeetingInvitations>
  <CoordinatedMeetings enabled="true">
    <TrustedAccounts>account2@contoso.com</TrustedAccounts>
    <Settings>
      <Audio default="false" enabled="false" />
      <Video default="false" enabled="true" />
    </Settings>
  </CoordinatedMeetings>
</SurfaceHubSettings>

```

For each of the following statements, select Yes if True. Otherwise select No. NOTE: Each correct selection is worth one point.



Hot Area:

Answer Area

Statements	Yes	No
Audio and video are enabled automatically on the Teams Rooms device when a meeting starts.	<input type="radio"/>	<input type="radio"/>
Participants can enable or disable audio on the Teams Rooms device.	<input type="radio"/>	<input type="radio"/>
The Surface Hub displays a shared whiteboard.	<input type="radio"/>	<input type="radio"/>

Answer Area:

Answer Area

Statements

Audio and video are enabled automatically on the Teams Rooms device when a meeting starts.

Participants can enable or disable audio on the Teams Rooms device.

The Surface Hub displays a shared whiteboard.

Yes

No

Section:

Explanation:

QUESTION 11

You have a team in Microsoft Teams named Team1 that has the channels shown in the following table.

Name	Type
General	Standard
Channel1	Standard
Channel2	Private

Which channels support moderation?

- A. Channel2only
- B. General and Channel1 only
- C. General only
- D. Channel1 and Channel2 only
- E. Channel1 only

Correct Answer: B

Section:

QUESTION 12

You have a Microsoft 365 subscription named contoso.com that uses Microsoft Teams. You need to ensure that Microsoft Teams users can perform the following tasks:

- Search for customers that use Skype (Consumer).
- Start a Skype chat with the customers.

Which two actions should you perform? Each correct answer presents part of the solution. NOTE:

Each correct selection is worth one point.

- A. From the Microsoft Teams admin center, turn on external access.
- B. From the Azure portal, configure Azure AD B2C.
- C. Add a _sipinternaltls SRV record to the contoso.com DNS domain.
- D. From the Microsoft Teams admin center, turn on guest access.
- E. Add a _sipfederationtls SRV record to the contoso.com DNS domain.



Correct Answer: A, E

Section:

QUESTION 13

HOTSPOT

You have a Microsoft 365 subscription that uses Microsoft Teams.

You need to configure Microsoft Teams to meet the following requirements:

- Enable live transcription for meetings.
- Require that users record their name when they connect to a meeting by using a conferencing phone number. What should you configure for each requirement? To answer, select the appropriate options in the answer area. NOTE: Each correct selection is worth one point.

Hot Area:

Answer Area

Enable live transcription for meetings:

A dropdown menu with a blue border and a downward arrow on the right. The menu is open, showing four options: 'Meeting policies' (highlighted in dark grey), 'Teams policies', 'Meeting settings', and 'Conference bridges'.

Require that users record their name when they connect to a meeting by using a conferencing phone number:

A dropdown menu with a blue border and a downward arrow on the right. The menu is open, showing four options: 'Conference bridges' (highlighted in dark grey), 'Teams policies', 'Meeting policies', and 'Meeting settings'.

Answer Area:

Answer Area

Enable live transcription for meetings:



Require that users record their name when they connect to a meeting by using a conferencing phone number:



Section:

Explanation:

QUESTION 14

You plan to implement Microsoft Teams for 300 users.

For the first stage of the deployment, you will enable the following features:

- Audio
- Video
- Screen sharing

Users will be prevented from using the following features:

- File sharing
- PSTN calling
- Conference audio
- Conference video
- Conference screen sharing

You need to calculate how much network bandwidth is required for the first-stage deployment. What should you use?

- A. Network Assessment Tool
- B. Advisor for Teams
- C. Bandwidth Utilization Analyzer
- D. Network Planner

Correct Answer: D

Section:

Explanation:

According to the Microsoft documentation¹, you can use Network Planner in the Microsoft Teams admin center to calculate how much network bandwidth is required for your Teams deployment. Network Planner helps you determine and organize network requirements for connecting your organization to Teams. You can use Network Planner to:

Input your organization's information, such as the number of users, sites, and expected call and meeting scenarios. Get a report that tells you if your network can support Teams.

Get a report that tells you what network hardware you need to support Teams.

To use Network Planner, you need to follow these steps¹:



In the left navigation of the Microsoft Teams admin center, go to Org-wide settings > Network planner. Under Overview, click Download the Network Planner Excel template. Open the template and enter information about your organization's sites, users, and expected call and meeting scenarios. Save the template and then upload it in Network Planner. Under Calculated results, view the reports that show you the estimated network requirements for Teams.

QUESTION 15

Your company uses Microsoft Teams and a Microsoft calling plan.

The company has a main office in Chicago.

The company opens a new office in Toronto that has 500 users.

You need to ensure that the correct address is available to emergency responders.

What should you do?

- A. Create a calling policy and assign the policy to each user.
- B. Create a configuration profile and assign the profile to the device of each user.
- C. Add an emergency address, and then modify the outbound calling setting for each user.
- D. Add an emergency address, and then modify the location for each phone number.

Correct Answer: D

Section:

Explanation:

According to the Microsoft documentation¹, you need to add an emergency address for each location where your users make and receive phone calls. An emergency address is a civic address—the physical or street address of a place of business for your organization. It is used to route emergency calls to the appropriate dispatch authorities and to assist in locating the emergency caller. After you add an emergency address, you need to assign a phone number to it. You can assign either a user number or a service number. A user number is assigned to a specific user in your organization who makes and receives phone calls. A service number is used for services such as Audio Conferencing (for dial-in numbers), auto attendants, or call queues. To assign a phone number to an emergency address, you need to modify the location for each phone number. You can do this by using the Microsoft Teams admin center or PowerShell. For example, to modify the location for a user number by using PowerShell, you can use the Set-CsOnlineVoiceUser cmdlet with the -LocationID parameter².

QUESTION 16

You have a Microsoft 365 subscription that uses Microsoft Teams.

Users report poor call quality.

You need to identify whether Teams calls use TCP or UDP.

What should you review in the Microsoft Call Quality Dashboard?

- A. Quality of Experience Reports
- B. Quality Drill Down Reports
- C. Endpoint Reports
- D. Reliability Reports

Correct Answer: C

Section:

Explanation:

According to the Microsoft documentation³, you can use Endpoint Reports in the Microsoft Call Quality Dashboard (CQD) to identify whether Teams calls use TCP or UDP. Endpoint Reports show information about the devices and networks used in Teams calls and meetings, such as device name, manufacturer, model, OS version, network type, IP address, and transport protocol (TCP or UDP).

To access Endpoint Reports in CQD, you need to follow these steps³:

Sign in to CQD with your admin account.

In the left navigation pane, select Reports > Endpoint.

In the report list page, select one of the predefined endpoint reports, such as Endpoint by Manufacturer or Endpoint by Network Type. In the report details page, you can see various metrics and filters for the

selected report. You can also customize the report by adding or removing dimensions and measures. To see whether Teams calls use TCP or UDP, you need to add Transport Protocol as a dimension to the report. To do this, select Add dimension, and then select Transport Protocol from the drop-down list. The report will show the distribution of TCP and UDP usage for Teams calls based on the selected report type.

QUESTION 17

Your company has a Microsoft 365 subscription that uses an Azure AD tenant named contoso.com.

You need to prevent guest users in the tenant from using cameras during Microsoft Teams meetings.

Solution: From the Microsoft Teams admin center, you modify the External access settings. Does this meet the goal?

- A. Yes
- B. No

Correct Answer: B

Section:

Explanation:

According to the Microsoft documentation⁴, external access settings in the Microsoft Teams admin center are used to control how users in your organization can communicate with users from other domains that use Teams or Skype for Business. External access settings do not affect how guest users in your tenant can use cameras during Teams meetings. To prevent guest users in your tenant from using cameras during Teams meetings, you need to create and assign a custom meeting policy that has the Allow IP video setting turned off. You can do this by using the Microsoft Teams admin center or PowerShell. For example, to create and assign a custom meeting policy by using PowerShell, you can use the `New-CsTeamsMeetingPolicy` and `Grant-CsTeamsMeetingPolicy` cmdlets.

QUESTION 18

Your company uses Teams Calling Plans.

When a user places a Teams call to an ambulance service, you need to ensure that a notification is also sent to the main receptionist of the company. What should you configure?

- A. a voice routing policy
- B. an emergency calling policy
- C. a calling policy
- D. a caller ID policy



Correct Answer: B

Section:

Explanation:

you should configure an emergency calling policy to define what happens when a Teams user in your organization makes an emergency call. You can set who to notify and how they are notified when a user who is assigned the policy calls emergency services. For example, you can configure policy settings to automatically notify your organization's main receptionist and have them listen in emergency calls.

To create a custom emergency calling policy, you can follow these steps¹:

In the left navigation of the Microsoft Teams admin center, go to Voice > Emergency policies, and then click the Calling policies tab. Click Add.

Enter a name and description for the policy.

Set how you want to notify people in your organization, typically the main receptionist, when an emergency call is made. To do this, under Notification mode, select one of the following:

Send notification only: A Teams chat message is sent to the users and groups that you specify.

Conferenced in but are muted: A Teams chat message is sent to the users and groups that you specify and they can listen (but not participate) in the conversation between the caller and the PSAP operator.

Conferenced in and are unmuted: A Teams chat message is sent to the users and groups that you specify and they can unmute to listen and participate in the conversation between the caller and the PSAP operator.

Set the Emergency service disclaimer to show a banner to remind your end users to confirm their emergency location.

QUESTION 19

You have a Microsoft 365 subscription that uses Teams.

You have a room in Teams Rooms that contains a panel mounted at the entrance.

You need to ensure that the panel displays a maximum room occupancy notification.

What should you configure?

- A. a conciliation profile
- B. a notification rule
- C. an app setup policy
- D. a meeting policy

Correct Answer: B

Section:

QUESTION 20

You have a Microsoft 365 E5 subscription that uses Teams.

You need to integrate Microsoft 365 Defender with Teams to prevent users from uploading malicious files to a Teams channel.

What should you do first?

- A. Turn on the Built-in protection (Microsoft) Safe Links policy.
- B. From Safe Links, edit the Global settings.
- C. From Safe Attachments, edit the Global settings.
- D. Create a Sate Attachments policy.

Correct Answer: C

Section:

QUESTION 21

HOTSPOT

You are reviewing the planned implementation of information barriers for your company.

You run the following command.



```
Get-InformationBarrierPolicy | Format-Table State,AssignedSegment,Segments*
```

AssignedSegment	State	SegmentsAllowed	SegmentsBlocked
HR	Inactive	Sales	
Sales	Inactive		HR, Research
Research	Inactive		Sales

You activate the information barrier policies.

For each of the following statements, select Yes if the statement is true. Otherwise, select No.

NOTE: Each correct selection is worth one point.

Hot Area:

Answer Area

Statements	Yes	No
The users in HR can initiate a Microsoft Teams chat with the users in Sales.	<input type="radio"/>	<input type="radio"/>
The users in Sales can invite the users in HR to a Microsoft Teams meeting.	<input type="radio"/>	<input type="radio"/>
The users in Research and HR can collaborate in a Microsoft Teams channel.	<input type="radio"/>	<input type="radio"/>

Answer Area:

Answer Area

Statements	Yes	No
The users in HR can initiate a Microsoft Teams chat with the users in Sales.	<input checked="" type="radio"/>	<input type="radio"/>
The users in Sales can invite the users in HR to a Microsoft Teams meeting.	<input type="radio"/>	<input checked="" type="radio"/>
The users in Research and HR can collaborate in a Microsoft Teams channel.	<input checked="" type="radio"/>	<input type="radio"/>

Section:

Explanation:



QUESTION 22

You have a Microsoft 365 E5 subscription that uses Teams.

When you attempt to create a new sensitivity label for Teams, you discover that the Groups & sites option is unavailable as shown in the following exhibit.

Define the scope for this label


Labels can be applied directly to files, emails, containers like SharePoint sites and Teams, schematized data assets, and more. Let us know where you want this label to be used so you can configure the applicable protection settings. [Learn more about label scopes](#)

Files & emails

Configure encryption and content marking settings to protect labeled emails and Office files. Also define auto-labeling conditions to automatically apply this label to sensitive content in Office, files in Azure, and more.

Groups & sites

Configure privacy, access control, and other settings to protect labeled Teams, Microsoft 365 Groups, and SharePoint sites.

 To apply sensitivity labels to Teams, SharePoint sites, and Microsoft 365 Groups, you must first [complete these steps](#) to enable the feature.

Schematized data assets (preview)

Apply labels to files and schematized data assets in Microsoft Purview Data Map. Schematized data assets include SQL, Azure SQL, Azure Synapse, Azure Cosmos, AWS RDS, and more.

 To apply this label to schematized data assets, you must first turn on labeling for Microsoft Purview Data Map. You can do this from the Labels page. [Learn more about labeling for Microsoft Purview Data Map](#)

You need to be able to select Groups & sites when you create the sensitivity label. Which cmdlet should you run?

- A. Set-Uni-fiedQroup
- B. Set-AzureADDirectorySetting
- C. Set - SPOSiteoffice365Group
- D. Set-CsTeansEnhancedEncryptionPolicy

Correct Answer: B

Section:

