

Microsoft.PL-500.vJul-2024.by.Yan.82q

Number: PL-500
Passing Score: 800
Time Limit: 120
File Version: 11.0

Exam Code: PL-500
Exam Name: Microsoft Power Automate RPA Developer



Case Study

Background

City Power and Light is one of the biggest energy companies in North America. They extract, produce and transport oil. The company has more than 50 offices and 100 oil extraction facilities throughout the United States, Canada, and Mexico. They use railways, trucks, and pipelines to move oil and gas from their facilities.

The company provides the following services:

- Produce oil from oil sands safely, responsibly, and reliably
- Refine crude oil into high-quality products
- Develop and manage wind power facilities.
- Transport oil to different countries/regions.

City Power and Light uses various Microsoft software products to manage its daily activities and run its machine-critical applications. Requirements

ManagePipelineMaintenanceTasks

A user named Admin1 creates a cloud flow named ManagePipelineMaintenanceTasks. Admin1 applies a data loss prevention (DLP) policy to the flow. Admin1 shares the flow with a user named PipelineManager1 as co-owner. You must determine the actions that PipelineManager can perform.

MaintenanceScheduler

You create a cloud flow that uses a desktop flow. The desktop flow connects to third-party services to fetch information. You must not permit the desktop flow to run for more than 20 minutes. You must configure sharing for MaintenanceScheduler to meet the following requirements:

- User1 must be able to work with you to modify the desktop flow.
- User2 must be able to access and review the run history for the flow.
- You must grant User3 permissions to run but not modify the desktop flow.

ERPDataOperations flow

City Power and Light uses an enterprise resource planning (ERP) system. The ERP system does not have an API. Each day the company receives an email that contains an attachment. The attachment lists orders from the company's rail transportation partners. You must create an automation solution that reads the contents of the email and writes records to the ERP system. The solution must pass credentials from a cloud flow to a desktop flow.

RailStatusUpdater

City Power and Light actively monitors all products in transit. You must create a flow named RailStatusUpdater that manages communications with railways that transport the company's products. RailStatusUpdater includes five desktop flow actions.

You must run the desktop flows in attended mode during testing. You must run the desktop flows in unattended mode after you deploy the solution. You must minimize administrative efforts. Packaging

You must package the automations in a solution. All required components must be included in the solution. Issues

ProductionMonitor flow

You create a cloud flow named ProductionMonitor which uses the Manually trigger a flow trigger.

You plan to trigger ProductionMonitor from a cloud flow named ProdManager.

You add a Run a Child flow action in ProdManager to trigger ProductionMonitor. When you attempt to save ProdManager the following error message displays:

```
Request to XRM API failed with error: 'Message:Flow client error returned with status code "Bad request" and details [{"error": {"code": "ChildFlowUnsupportedForInvokerConnections", "message": "The workflow with id 8d3bcde7-7e98-eb11-b1ac-000d3a32d53f", named FlowA cannot be used as a child workflow because child workflows only support embedded connections. "}}]'Code' 0x80060467 InnerError.'
```

CapacityPlanning flow

Developers within the company use cloud flows to access data from an on-premises capacity planning system. You observe significant increases to the volume of traffic that the on-premises data gateway processes each day. You must minimize gateway failures. DataCollector flow

You have a desktop flow that interacts with a web form. The flow must write data to several fields on the form. You are testing the flow. The flow fails when attempting to write data to any field on the web form.

RailStatusUpdater flow

The RailStatusUpdater flow occasionally fails due to machine connection errors. You can usually get the desktop flow to complete by resubmitting the cloud flow run. You must automate the retry process to ensure that you do not need to manually resubmit the cloud flow when machine connection errors occur.

QUESTION 1

You need to configure the RailStatusUpdater cloud flow. What should you do?

- A. Create a JavaScript function to update the run mode values of each action within the desktop flow.
- B. Create an environment variable. Update each desktop flow action to read the variable.
- C. Manually update each desktop flow action to change the run mode.
- D. Create a desktop flow to update the run mode values of each action within the cloud flow.

Correct Answer: B

Section:

Explanation:

According to the scenario, you want to run the desktop flow actions in unattended mode when the cloud flow is triggered by a schedule, and in attended mode when the cloud flow is triggered manually. To achieve this, you can create an environment variable that stores the run mode value (attended or unattended) and use it as an input for each desktop flow action. This way, you can change the run mode value dynamically without having to manually update each action.

QUESTION 2

You need to identify the actions that PipelineManager1 can perform.

Which three actions can PipelineManager1 perform? Each correct answer presents a complete solution. NOTE: Each correct selection is worth one point.

- A. Override the DLP policy.
- B. Modify or delete a flow.
- C. Modify the owner's connection credentials.
- D. View the run history.
- E. Set the cloud flow priority.
- F. Add or remove other owners.

Correct Answer: B, D, E

Section:

Explanation:

According to the scenario, PipelineManager1 is an owner of the RailStatusUpdater cloud flow. As an owner, PipelineManager1 can perform various actions on the flow, such as modifying or deleting it, viewing its run history, and adding or removing other owners. However, PipelineManager1 cannot override the DLP policy, modify the owner's connection credentials, or set the cloud flow priority, as these actions require higher permissions or roles.

QUESTION 3

You need to configure the desktop action for the MaintenanceScheduler cloud flow. Which two actions should you perform? Each correct answer presents part of the solution. NOTE: Each correct selection is worth one point.

- A. Select machine settings in Power Automate for desktop.
- B. Select the Timeout property and update the duration to PT20M.
- C. Select the Timeout property and update the duration to P20M.
- D. Launch Power Automate for desktop.
- E. Navigate to Desktop flow action settings in the cloud flow.

Correct Answer: A, B

Section:

Explanation:

According to the scenario, you want to configure the desktop action to run on any available machine in a machine group and to time out after 20 minutes if no machine is available. To do this, you need to select machine settings in Power Automate for desktop and choose a machine group as the target device for your desktop action. Then, you need to select the Timeout property and update the duration to PT20M, which stands for 20 minutes in ISO 8601 format. You do not need to launch Power Automate for desktop or navigate to Desktop flow action settings in the cloud flow, as these steps are not relevant for configuring the desktop action. You also do



not need to select C as an answer, as P20M is not a valid ISO 8601 duration format.

QUESTION 4

You need to address the issue with the capacity planning flow. What should you do?

- A. Increase the CPU and memory of the machine on which the gateway is hosted.
- B. Create a gateway cluster.
- C. Configure the system to send alerts when the gateway fails.
- D. Create a machine group and add machines to the group to handle requests.

Correct Answer: B

Section:

Explanation:

According to the scenario, the capacity planning flow fails when the gateway is offline. To avoid this issue, you can create a gateway cluster that consists of two or more gateways that share the same configuration and data sources. This way, if one gateway is offline, another gateway in the cluster can handle the requests and ensure high availability for your flow.

QUESTION 5

You need to resolve the issue reported with the RailStatusUpdater flow.

What are two possible ways to achieve the goal? Each correct answer presents a complete solution.

NOTE: Each correct selection is worth one point.

- A. Put the desktop flow action into a Do until loop. Run until the desktop flow is successful.
- B. Call a separate child cloud flow to perform the desktop flow a second time.
- C. Create a duplicate action for the desktop flow and configure the duplicate action to run if the first desktop flow action fails.
- D. Create a duplicate action for the desktop flow to run after the first desktop flow.

Correct Answer: A, C

Section:

Explanation:

According to the scenario, the RailStatusUpdater flow sometimes fails because of network issues that prevent it from running a desktop flow on a machine. To resolve this issue, you can use one of these two methods: Put the desktop flow action into a Do until loop that runs until the desktop flow is successful. This way, the cloud flow will retry running the desktop flow until it succeeds or reaches a maximum number of attempts. Create a duplicate action for the desktop flow and configure the duplicate action to run if the first desktop flow action fails. This way, the cloud flow will have a second chance to run the desktop flow if the first attempt fails.

QUESTION 6

You need to package the automations. What should you do?

- A. Show dependencies within the solution.
- B. Remove unmanaged layers.
- C. Add required components to each item within the solution.
- D. Add existing components to the solution.

Correct Answer: C

Section:

Explanation:

According to the scenario, you want to package all your automations into a single solution that can be easily deployed across environments. To do this, you need to add existing components to the solution, such as cloud flows, desktop flows, connections, and custom connectors. This way, you can bundle all your related resources into one package and export or import it as needed.

QUESTION 7

You need to resolve the issue with the DataCollector flow.

What are two possible ways to achieve the goal? Each correct answer presents a complete solution.

NOTE: Each correct selection is worth one point

- A. Add an If web page contains action to determine whether a field exists and write data only when true.
- B. Configure the Populate text field on a web page actions to continue running the flow in case of error.
- C. Replace the Populate text field on a web page action with the Send keys action to write data.
- D. Remove the Focus text field on a web page actions that precede actions which write data to text fields.
- E. Modify selectors to ensure that field attributes are mapped correctly.

Correct Answer: C, D

Section:

Explanation:

QUESTION 8

HOTSPOT

You need to configure the solution for the ERPDataOperations flow.

Which configuration values should you use? To answer, select the appropriate options in the answer area, NOTE: Each correct selection is worth one point.

Hot Area:

Answer Area

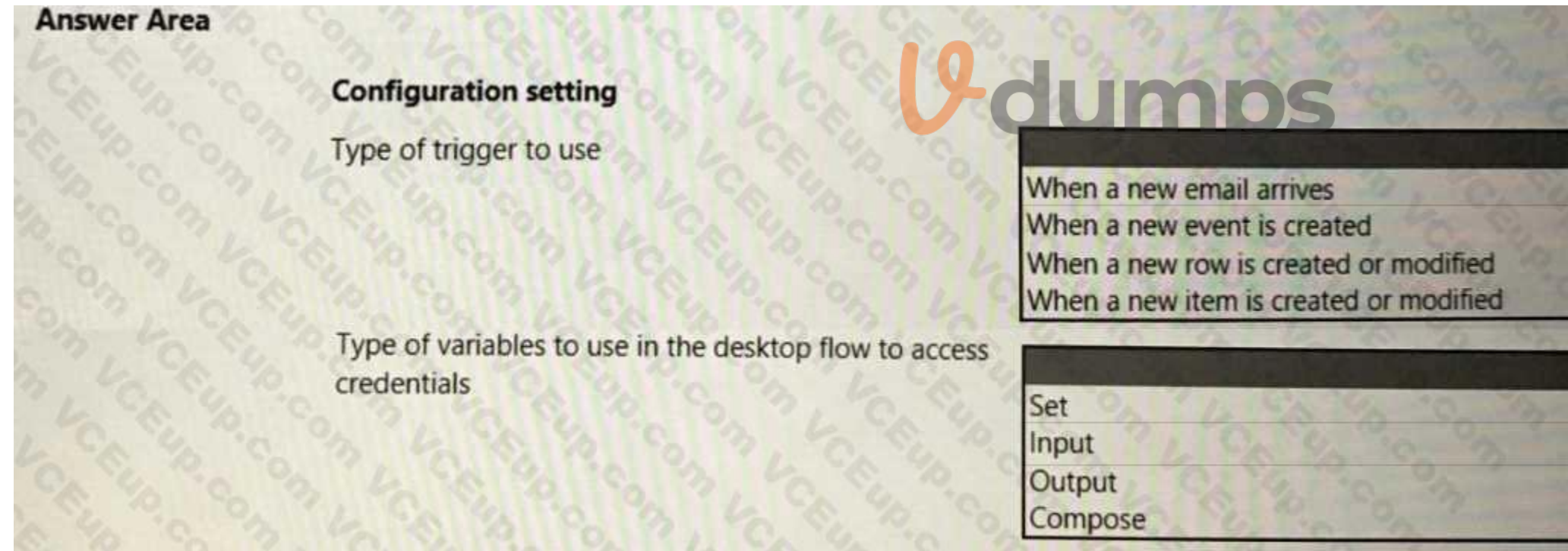
Configuration setting

Type of trigger to use

When a new email arrives
When a new event is created
When a new row is created or modified
When a new item is created or modified

Type of variables to use in the desktop flow to access credentials

Set
Input
Output
Compose



Answer Area:

Answer Area

Configuration setting

Type of trigger to use

- When a new email arrives
- When a new event is created
- When a new row is created or modified
- When a new item is created or modified

Type of variables to use in the desktop flow to access credentials

- Set
- Input
- Output
- Compose

Section:

Explanation:

QUESTION 9

HOTSPOT

You need to configure sharing for MaintenanceScheduler.

Which sharing methods should you use? To answer, select the appropriate options in the answer area. NOTE: Each correct selection is worth one point.

Hot Area:



Answer Area

User

Sharing method

User1

- Share as user
- Share as owner
- Share as co-owner
- Share as run-only user

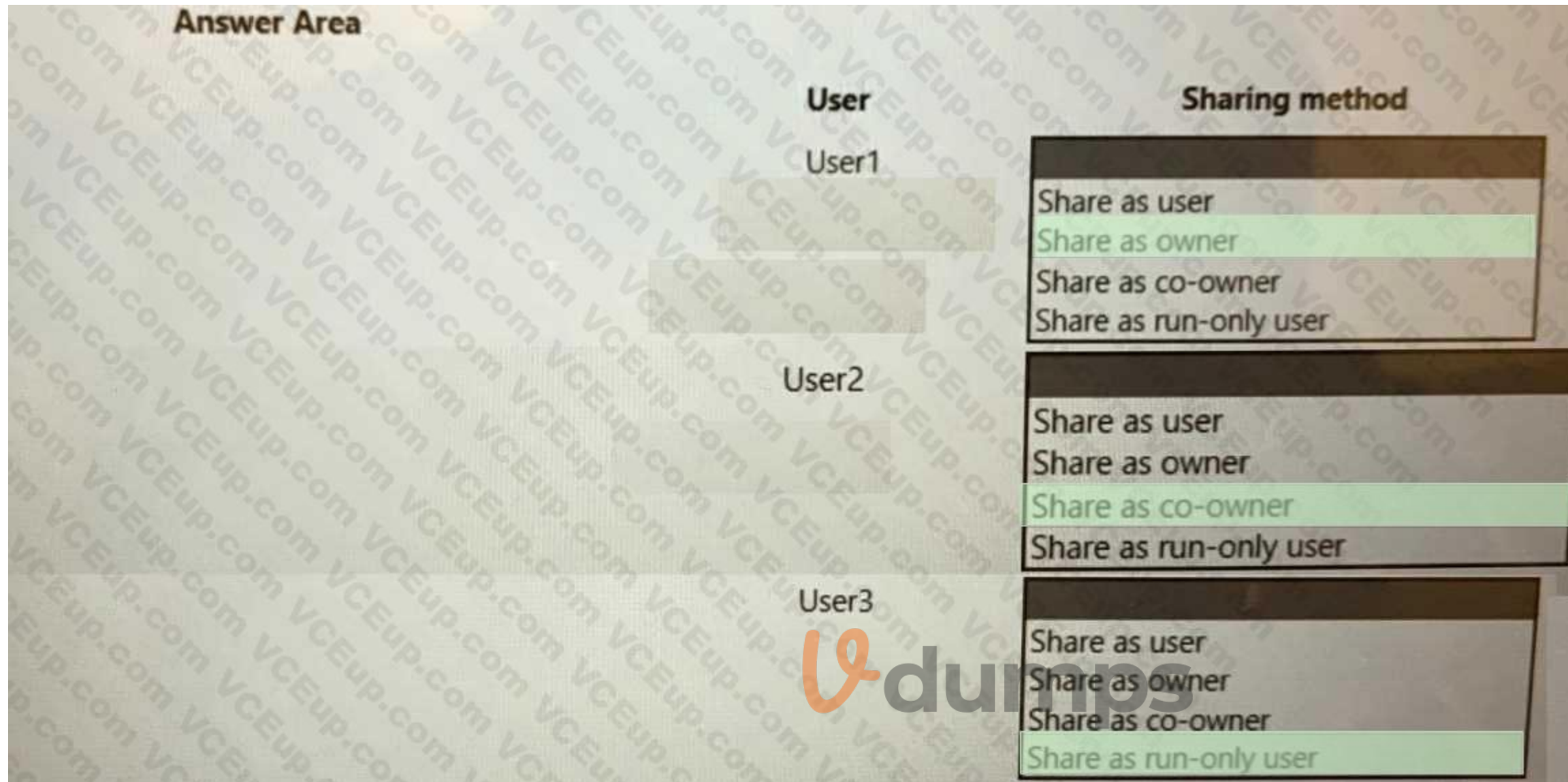
User2

- Share as user
- Share as owner
- Share as co-owner
- Share as run-only user

User3

- Share as user
- Share as owner
- Share as co-owner
- Share as run-only user

Answer Area:



Section:

Explanation:

According to the scenario, you want to share the MaintenanceScheduler cloud flow with three users who have different roles and permissions. To do this, you can use the following sharing methods: Share as owner: This method allows you to add another user as an owner of the cloud flow, who can view, edit, run, and manage the flow. You can use this method to share the cloud flow with User 1, who is a senior maintenance manager and needs full access to the flow. Share as co-owner: This method allows you to add a SharePoint list as a co-owner of the cloud flow, so that anyone who has edit access to the list also has edit access to the flow. You can use this method to share the cloud flow with User 2, who is a maintenance manager and needs to edit the flow. You can add the SharePoint list that User 2 has access to as a co-owner of the flow. Share as run only user: This method allows you to grant run-only permissions to another user for the cloud flow, who can only run the flow manually or view its run history. You can use this method to share the cloud flow with User 3, who is a maintenance technician and needs to run the flow on demand.

QUESTION 10

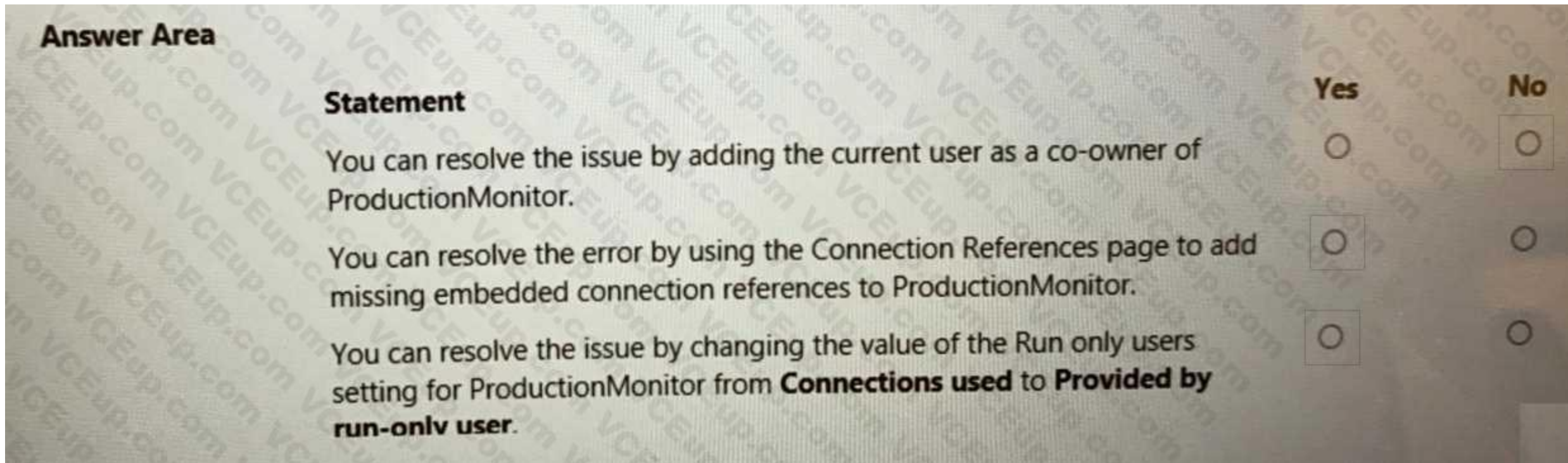
HOTSPOT

You need to troubleshoot the issue saving ProdManager.

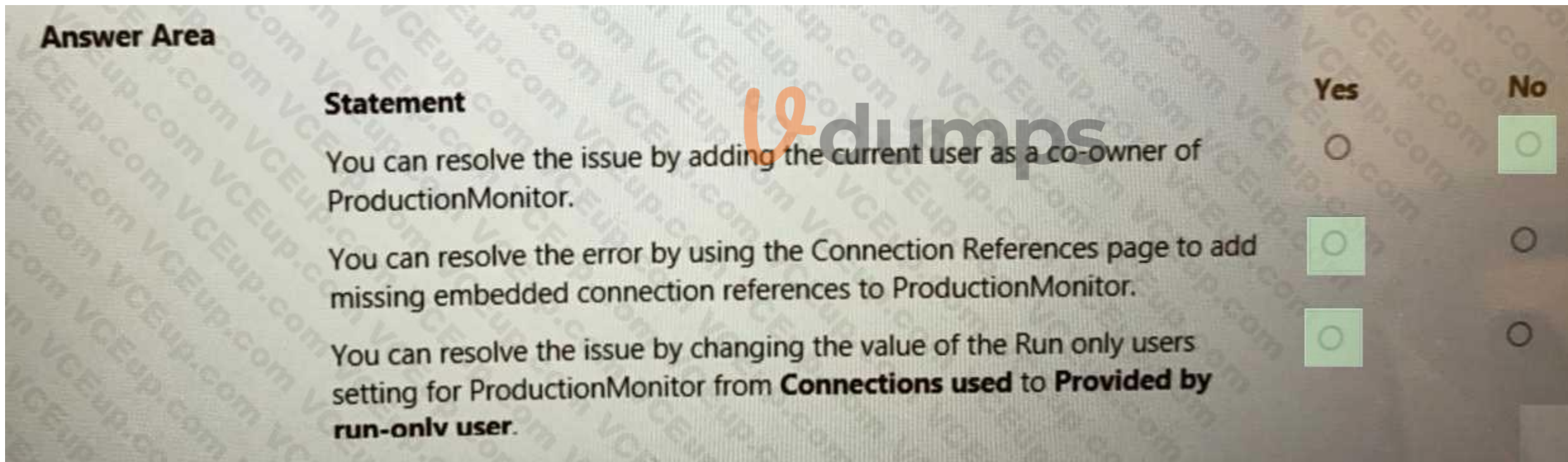
For each of the following statements, select Yes if the statement is true. Otherwise, select No.

NOTE: Each correct selection is worth one point.

Hot Area:



Answer Area:



Section:

Explanation:

According to the scenario, you are unable to save ProdManager because it uses a connection reference that is missing from ProductionMonitor. To resolve this issue, you can use the Connection Reference page to add the missing embedded connection references to ProductionMonitor. This way, you can ensure that both cloud flows use the same connection reference and avoid errors. Adding the current user as a co-owner of ProductionMonitor will not resolve the issue, because co-owners cannot modify the connections or connection references used by a cloud flow. Changing the value of the Run only users setting for ProductionMonitor will also not resolve the issue, because this setting only affects how run-only users can access connections when they run a cloud flow manually.

QUESTION 11

You need to install Windows updates on the desktop flow machines.
What should you do?

- A. Set the machine group in maintenance mode.
- B. Enable maintenance mode on all machines.
- C. Disable the banker desktop cloud flow.
- D. Enable maintenance mode on each machine separately.
- E. Update the connected environment on the running machines.

Correct Answer: A

Section:

QUESTION 12

You need to resolve the document processing issue.

Which two components should you verify? Each correct answer presents part of the solution.

NOTE Each correct selection is worth one point.

- A. The document processor flow is turned on.
- B. The email importer flow is set to include attachments.
- C. The document automation validator flow includes business logic
- D. The shared mailbox is set in the email importer flow.

Correct Answer: A, D

Section:

QUESTION 13

You need to create the custom connector that will be used to retrieve member information.

Which authentication option should you use?

- A. API key
- B. No authentication
- C. OAuth2.0
- D. Basic
- E. Windows

Correct Answer: C

Section:

QUESTION 14

DRAG DROP

You need to create the desktop flow to calculate a member's fees.

Which four steps should you perform in sequence? To answer, move the appropriate steps from the list of steps to the answer area and arrange them in the correct order.

Select and Place:



Steps

Select the JavaScript output variable.

Select Nest under a new Microsoft Excel process.

Use the Launch Excel action to open the Microsoft Excel file.

Add a Run Excel macro action and specify the macro.

Attach to the running instance of Microsoft Excel.

Open the workbook and record the counter macro.

Add a new worksheet to the Microsoft Excel workbook.

Select Load add-ins and macros.



Answer Area



 **vdumps**

Correct Answer:

Steps

Select the JavaScript output variable.

Select Nest under a new Microsoft Excel process.

Use the Launch Excel action to open the Microsoft Excel file.

Add a Run Excel macro action and specify the macro.



Answer Area

Attach to the running instance of Microsoft Excel.

Open the workbook and record the counter macro.

Add a new worksheet to the Microsoft Excel workbook.

Select Load add-ins and macros.



Section:

Explanation:

Attach to the running instance of Microsoft Excel.

Open the workbook and record the counter macro.

Add a new worksheet to the Microsoft Excel workbook.

Select Load add-ins macros.

QUESTION 15

You need to set up a policy for the developer to perform desktop flow testing.

Which two actions should you do? Each correct answer presents a part of the solution.

NOTE; Each correct selection is worth one point.

- A. Create a tenant-level Microsoft Power Platform data loss prevention (DLP) policy.
- B. Add the custom connector to the Non-business connector group.
- C. Create a Microsoft Power Platform data loss prevention (DLP) policy in the development environment.
- D. Add the custom connector to the Business connector group.
- E. Move the SharePoint connector to the Non-business connector group

Correct Answer: C, E

Section:

QUESTION 16

HOTSPOT

You need to identify which automation technology to use for the application approval process.

What should you use? To answer, select the appropriate options in the answer area.

NOTE: Each correct selection is worth one point.

Hot Area:

Answer Area

Requirement	Solution
Trigger the cloud flow.	<ul style="list-style-type: none">instant flowinstant flowscheduled flowautomated flowdesktop flow
Desktop flow connection.	<ul style="list-style-type: none">supervisor's registered machine groupsupervisor's registered machinesupervisor's registered machine groupbranch shared machinesupervisor's mobile device
Run the desktop flow.	<ul style="list-style-type: none">authenticated and lockedauthenticated and unlockedauthenticated and lockedunauthenticatedauthenticated school account and locked

Answer Area:

Answer Area

Requirement	Solution
Trigger the cloud flow.	<ul style="list-style-type: none">instant flowinstant flowscheduled flowautomated flowdesktop flow
Desktop flow connection.	<ul style="list-style-type: none">supervisor's registered machine groupsupervisor's registered machinesupervisor's registered machine groupbranch shared machinesupervisor's mobile device
Run the desktop flow.	<ul style="list-style-type: none">authenticated and lockedauthenticated and unlockedauthenticated and lockedunauthenticatedauthenticated school account and locked

Section:

Explanation:

QUESTION 17

You need to resolve the banker desktop flow issue

Which two actions should you do? Each correct answer presents a complete solution.

NOTE; Each correct selection is worth one point.

- A. Perform a process mining trace on the flow.
- B. Cancel the parent flow run.
- C. Use the Move to top action
- D. Change the connector priority to high.

Correct Answer: C, D

Section:

QUESTION 18

HOTSPOT

You need to identify the values or the behavior for the pattern added to the tenant Microsoft Power Platform data loss prevention (DIP) policy.

What should you identify? To answer, select the appropriate options in the answer area.

NOTE: Each correct selection is worth one point.

Hot Area:



Answer Area

DLP policy pattern	DLP policy value or behavior
Pattern order number	One Zero One Two Three
Pattern data group	Business Non-business Business Blocked Ignore
Behavior when using the default pattern rule	Connector will connect to business and non-business data Connector will connect to business and non-business data Connector will not connect to any data An environment-level DLP policy is created Only business data is allowed

Answer Area:

Answer Area

DLP policy pattern	DLP policy value or behavior
Pattern order number	One Zero One Two Three
Pattern data group	Business Non-business Business Blocked Ignore
Behavior when using the default pattern rule	Connector will connect to business and non-business data Connector will connect to business and non-business data Connector will not connect to any data An environment-level DLP policy is created Only business data is allowed

Section:

Explanation:

QUESTION 19

DRAG DROP

You need to configure the machine deployment for the IT administrator.

Which three actions should you perform in sequence? To answer, move the appropriate actions from the list of actions to the answer area and arrange them in the correct order.

NOTE: More than one order of answer choices is correct. You will receive credit for any of the correct orders you select.

Select and Place:

Actions

- Add the new machines in the Power Automate machine runtime.
- Add the machine group and enable maintenance mode.
- Perform a machine group certificate renewal.
- Create the machine group in the Power Automate portal.
- Use register operation to register the new machines.
- Add the machines to the machine group by using the join group operation.



Answer Area



Correct Answer:

Actions

- Add the new machines in the Power Automate machine runtime.
- Add the machine group and enable maintenance mode.
- Perform a machine group certificate renewal.
-
-
-



Answer Area

- Create the machine group in the Power Automate portal.
- Use register operation to register the new machines.
- Add the machines to the machine group by using the join group operation.



Section:

Explanation:

Create the machine group in the Power Automate portal.

Use register operation to register the new machines.

Add the machines to the machine group by using...

QUESTION 20

HOTSPOT

You need to implement the scripting action for the Member Management System flow.

What should you use? To answer, select the appropriate options in the answer area.

NOTE: Each correct selection is worth one point

Hot Area:

Answer Area

Scripting action feature	Scripting action component or output
Scripting action type	<ul style="list-style-type: none">Run JavaScript Function on webpageRun JavaScript Function on webpageRun Python scriptRun PowerShell scriptRun VBScript
Field retrieved by the script	<ul style="list-style-type: none">DocumentAddressDocumentChildrenInnerText
Variable produced	<ul style="list-style-type: none">ResultResultPowershellOutputJavascriptOutputScriptError

Answer Area:

Answer Area

Scripting action feature	Scripting action component or output
Scripting action type	<ul style="list-style-type: none">Run JavaScript Function on webpageRun JavaScript Function on webpageRun Python scriptRun PowerShell scriptRun VBScript
Field retrieved by the script	<ul style="list-style-type: none">DocumentAddressDocumentChildrenInnerText
Variable produced	<ul style="list-style-type: none">ResultResultPowershellOutputJavascriptOutputScriptError

Section:

Explanation:

QUESTION 21

DRAG DROP

You need to add a policy to the Fraud custom connector.

Which five actions should you perform in sequence? To answer, move the appropriate actions from the list of actions to the answer area and arrange them in the correct order.

Select and Place:

Actions

- Select the **Set query string parameter** template.
- Add an **override query parameter** for the physical address.
- Create a new custom connector and add the policy template.
- Create a new policy template within the custom connector.
- Select the **EscalateForFraud** operation.
- Add an **override query parameter** for the full name.
- Update the connector.



Answer Area



Correct Answer:

Actions

- Select the **Set query string parameter** template.
- Add an **override query parameter** for the physical address.
-
-
-
-
-



Answer Area

- Create a new custom connector and add the policy template.
- Create a new policy template within the custom connector.
- Select the **EscalateForFraud** operation.
- Add an **override query parameter** for the full name.
- Update the connector.



Section:

Explanation:

- Create a new custom connector and add the policy template.
- Create a new policy template within the custom connector.
- Select the EscalateForFraud operation.
- Add an override query parameter for the full name.
- Update the connector...

QUESTION 22

You need to choose the two optical character recognition (OCR) engines that are able to extract text from the members' secondary identification. Which two OCR technologies achieve this goal? Each correct answer presents a complete solution.

NOTE: Each correct selection is worth one point.

- A. Windows engine
- B. IBM Cognitive Services
- C. Google Tesseract engine
- D. Azure Cognitive Services

Correct Answer: C, D

Section:

QUESTION 23

DRAG DROP

You need to build the automation for Time Entry Application.

Which four actions should you perform in sequence? To answer, move the appropriate actions from the list of actions to the answer area and arrange them in the correct order.

Select and Place:

Actions

Create a desktop flow.

Use a HTTP POST action.

Use a custom connector.

Create a cloud flow.

Define input parameters using Ask in Power Apps.

Use the SAP ERP connector.

Use the Call SAP function (V2).

>
<

Steps to automate Time Entry Application

>
<

Correct Answer:

Actions

Create a desktop flow.

Use a HTTP POST action.

Use a custom connector.

>
<

Steps to automate Time Entry Application

Create a cloud flow.

Define input parameters using Ask in Power Apps.

Use the SAP ERP connector.

Use the Call SAP function (V2).

>
<

Section:

Explanation:

Create a cloud flow.

Define input parameters using Ask in Power Apps.

Use the SAP ERP connector.

Use the Call SAP function (V2).

QUESTION 24

DRAG DROP

You need to recommend a solution to address the requirements and issues.

Which feature should you recommend? To answer, move the appropriate feature to the coned requirement or issue. You may use each feature once, more than once, or not at all. You may need to move the split bar between panes or scroll to view content

NOTE: Each correct selection is worth one point.

Select and Place:

Features

- Invoice processing model
- Business card reader model
- Document processing model
- Document Automation Toolkit

Features to address requirements or issues

Requirement or Issue	Feature
Invoice processing	
Industry events automation	
Statements of work	
Application form	

Correct Answer:

Features

- Invoice processing model
- Business card reader model
- Document processing model
- Document Automation Toolkit

Features to address requirements or issues

Requirement or Issue	Feature
Invoice processing	Invoice processing model
Industry events automation	Document Automation Toolkit
Statements of work	Document processing model
Application form	Document processing model



Section:

Explanation:

QUESTION 25

HOTSPOT

You need to resolve the issue with the IT support team.

Where should you direct them to resolve the problem? To answer, select the appropriate options in the answer area.

NOTE: Each correct selection is worth one point.

Hot Area:

Where to direct the IT support team

Steps to follow

Place to navigate to

Feature

- Microsoft Power Automate maker portal
- Local machine
- Microsoft Power Apps maker portal
- Microsoft Power Platform admin center
- Microsoft Power Automate maker portal

Action

- Modify the flow in Microsoft Power Automate for desktop.
- Disable the flow.
- Place the machine in maintenance mode.
- Modify the flow in Microsoft Power Automate for desktop.
- Place the machine group in maintenance mode.

Answer Area:

Where to direct the IT support team

Steps to follow	Feature
Place to navigate to	<ul style="list-style-type: none">Microsoft Power Automate maker portalLocal machineMicrosoft Power Apps maker portalMicrosoft Power Platform admin centerMicrosoft Power Automate maker portal
Action	<ul style="list-style-type: none">Modify the flow in Microsoft Power Automate for desktop.Disable the flow.Place the machine in maintenance mode.Modify the flow in Microsoft Power Automate for desktop.Place the machine group in maintenance mode.

Section:

Explanation:

QUESTION 26

You need to determine the formula to use for the time entry posting automation. Which formula should you use?

A.

'Submit Time Entry'.Run(dpStartDate.SelectedDate, dpEndDate.SelectedDate, inptDescription.Text)

B.

'Submit Time Entry'.Run(dpStartDate.InputTextPlaceholder, dpEndDate.InputTextPlaceholder, inptDescription.Text)

C.

'Submit Time Entry'.Run(dpStartDate.InputTextPlaceholder, dpEndDate.InputTextPlaceholder, varUserName)

D.

'Submit Time Entry'.Run(dpStartDate.SelectedDate, dpEndDate.SelectedDate, varUserName)



Correct Answer: A

Section:

QUESTION 27

DRAG DROP

You need to determine the correct group for each connector used in the automations.

Which groups should you use? To answer, move the appropriate connector to the correct group. You may use each group once, more than once, or not at all. You may need to move the split bar between panes or scroll to view content

NOTE: Each correct selection is worth one point.

Select and Place:

Groups	Connector groups								
<ul style="list-style-type: none">BusinessNon-businessBlocked	<table border="1"><thead><tr><th>Connector</th><th>Group</th></tr></thead><tbody><tr><td>SharePoint</td><td></td></tr><tr><td>OneDrive for Business</td><td></td></tr><tr><td>Profile information</td><td></td></tr></tbody></table>	Connector	Group	SharePoint		OneDrive for Business		Profile information	
Connector	Group								
SharePoint									
OneDrive for Business									
Profile information									

Correct Answer:



Section:

Explanation:

QUESTION 28

You need to determine the correct action to use for the time entry automation. Which action should you use?

- A. invoke SOAP web service
- B. HTTP
- C. Invoke web service
- D. HTTP with Azure AD

Correct Answer: A

Section:

QUESTION 29

You need to identify the components required to deploy the automation for Project Planning Application. Which three components should you identify? Each correct answer presents part of the solution. NOTE: Each coned selection is worth one point.

- A. Username
- B. Application ID
- C. Tenant ID
- D. Password
- E. Client secret

Correct Answer: B, C, E

Section:

QUESTION 30

DRAG DROP

You need to implement the expressions for the Time Entry Application automation.

Which expressions should you use to address the requirements and issues? To answer, move the appropriate expression to the correct requirement or issue. You may use each expression once, more than once, or not at all.

You may need to move the split bar between panes or scroll to view content.

NOTE: Each correct selection is worth one point.

Select and Place:

Expressions

json() split() xpath()
coalesce()

Expressions for automation

Requirement or Issue	Expression
Convert XML to JSON.	
Convert CSV to an array.	
Extract query parameters from a URL.	
Extract property from an XML document.	

Correct Answer:

Expressions

json() split() xpath()
coalesce()

Expressions for automation

Requirement or Issue	Expression
Convert XML to JSON.	json()
Convert CSV to an array.	split()
Extract query parameters from a URL.	split()
Extract property from an XML document.	xpath()

Section:

Explanation:

QUESTION 31

You need to recommend a solution for the project closure steps. Which solution should you recommend?

- A. Document Automation Toolkit
- B. Classic workflow
- C. Cloud flow
- D. Desktop flow

Correct Answer: C

Section:

QUESTION 32

You need to resolve the issue with the profile information system automation. What should you do? you recommend?

- A. Set HTTP host URL
- B. Define a data loss prevention policy.
- C. Define a policy.
- D. Create custom code.
- E. Set query string parameter

Correct Answer: A

Section:

Exam B

QUESTION 1

DRAG DROP

A company has an unattended cloud flow solution. The solution includes a desktop flow that runs on a virtual machine. The company reports that the cloud flow processes more transactions per day than the planned



capacity. You need to scale the solution to keep up with demand.

Which four actions should you perform in sequence? To answer, move the appropriate actions from the list of actions to the answer area and arrange them in the correct order.

Select and Place:

Actions

- Provision virtual machines.
- Register the machines to the correct environment by using flow.microsoft.com.
- Add the machines to a machine group.
- Register the machines to the correct environment by using the machine runtime application.
- Update the machine connections to target the machine group in the cloud flow.
- Update the machine connections to target the machine group in the desktop flow.

Answer Area

Correct Answer:

Actions

Register the machines to the correct environment by using flow.microsoft.com.

Update the machine connections to target the machine group in the desktop flow.

Answer Area

Provision virtual machines.

Register the machines to the correct environment by using the machine runtime application.

Add the machines to a machine group.

Update the machine connections to target the machine group in the cloud flow.

Section:

Explanation:

QUESTION 2

DRAG DROP

A company stores confidential documents in a SharePoint document library.

A developer must create an automation solution in a default environment that processes documents from the SharePoint library and uploads approved documents to Azure File Storage for archiving purposes. The automation must meet the following requirements:

- Prevent modification or deletion of approved documents from Azure File Storage.
- Prevent sharing of documents from SharePoint or Azure File Storage.

You need to configure a data loss prevention (DLP) policy.

Which five actions should you perform in sequence? To answer, move the appropriate actions from the list of actions to the answer area and arrange them in the correct order.

Select and Place:



Actions

Set the policy scope to **Exclude certain environments** and add the default environment.

Add the SharePoint and Approvals connectors to the Business category.
Add the Azure File Storage connector to the Blocked category.

Configure Azure File Storage connector actions.

Set the policy scope to **Add multiple environments** and add the default environment.

Add the SharePoint, Azure File Storage, and Approvals connectors to the Business category.

Add the SharePoint, Azure File Storage, and Approvals connectors to the Non-business category.

Confirm and save the policy.

Create a new data policy in the Microsoft Power Platform admin center.

Answer Area

Correct Answer:



Actions

Set the policy scope to Add multiple environments and add the default environment.
Add the SharePoint, Azure File Storage, and Approvals connectors to the Business category.
Add the SharePoint, Azure File Storage, and Approvals connectors to the Non-business category.

Answer Area

Create a new data policy in the Microsoft Power Platform admin center.

Set the policy scope to **Exclude certain environments** and add the default environment.

Add the SharePoint and Approvals connectors to the Business category.
Add the Azure File Storage connector to the Blocked category.

Configure Azure File Storage connector actions.

Confirm and save the policy.

Section:

Explanation:

QUESTION 3

HOTSPOT

You are designing automation processes for a company.

You need to select the appropriate action for each automation scenario.

Which actions should you perform? To answer, select the appropriate options in the answer area.

NOTE: Each correct selection is worth one point.

Hot Area:



Answer Area

Requirement

Automate keyboard input and mouse movements for a product ordering website that does not have an API.

Action

- Add an HTTP trigger.
- Create a custom connector.
- Create a desktop flow.

Automate a process for a desktop application that provides an API with authenticated access.

- Create and run a dataflow.
- Create a custom connector.
- Create and run a Dataverse view.
- Create a desktop flow.

Automate keyboard input and mouse movements for a desktop application.

- Create a custom connector.
- Create a cloud flow.
- Create a desktop flow.



Answer Area:

Answer Area

Requirement	Action
Automate keyboard input and mouse movements for a product ordering website that does not have an API.	<ul style="list-style-type: none"> Add an HTTP trigger. Create a custom connector. Create a desktop flow.
Automate a process for a desktop application that provides an API with authenticated access.	<ul style="list-style-type: none"> Create and run a dataflow. Create a custom connector. Create and run a Dataverse view. Create a desktop flow.
Automate keyboard input and mouse movements for a desktop application.	<ul style="list-style-type: none"> Create a custom connector. Create a cloud flow. Create a desktop flow.

Section:

Explanation:

QUESTION 4

DRAG DROP

You are developing desktop flows for a company.

You need to use Recorder to record steps that you are performing in target applications.

Which recording modes will Recorder use? To answer, drag the appropriate recording modes to the correct target applications. Each recording mode may be used once, more than once, or not at all. You may need to drag the split bar between panes or scroll to view content.

NOTE: Each correct selection is worth one point.

Select and Place:



Correct Answer:



Section:

Explanation:

QUESTION 5

DRAG DROP

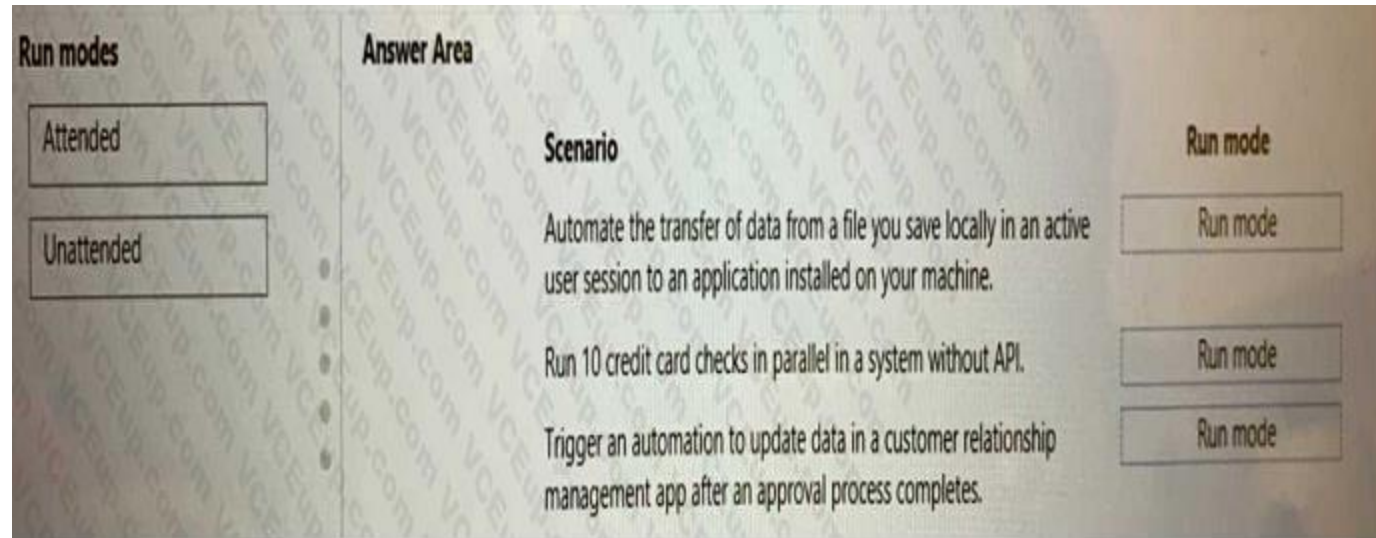
You are designing automation processes.

You need to configure the run mode for each automation scenario.

Which run modes should you use? To answer, drag the appropriate run modes to the correct scenarios. Each run mode may be used once, more than once, or not at all. You may need to drag the split bar between panes or scroll to view content.

NOTE: Each correct selection is worth one point.

Select and Place:



Correct Answer:



Section:

Explanation:

QUESTION 6

DRAG DROP

A company hires you to develop a solution that helps the company manage new hires. Users will enter information about the new employee into an app and the app will save the information to a database. The app must be simple to use and must rely on a data model. You must implement a workflow that automatically notifies the IT department when new employee records are created in the database. You need to create the solution.

Which three actions should you perform in sequence? To answer, move the appropriate actions from the list of actions to the answer area and arrange them in the correct order.

Select and Place:

Actions

- Create a cloud flow that is triggered when you create a new record in the Microsoft Dataverse table.
- Create a worksheet in Microsoft Excel to store employee data.
- Create a desktop flow that is triggered when you create a new record in the Microsoft Dataverse table.
- Create a model-driven app.
- Create a cloud flow that is triggered when a record is selected in the app.
- Create a custom Microsoft Dataverse table to store employee data.



Correct Answer:

Actions

-
- Create a worksheet in Microsoft Excel to store employee data.
-
- Create a model-driven app.
-
- Create a custom Microsoft Dataverse table to store employee data.

- Create a cloud flow that is triggered when you create a new record in the Microsoft Dataverse table.
- Create a desktop flow that is triggered when you create a new record in the Microsoft Dataverse table.
- Create a cloud flow that is triggered when a record is selected in the app.



Section:

Explanation:

QUESTION 7

DRAG DROP

You manage automation solutions for a company.

You need to select the appropriate patch type for each scenario.

Which patch types should you use? To answer, drag the appropriate patch types to the correct requirements. Each patch type may be used once, more than once, or not at all. You may need to drag the bar between panes or scroll to view content.

NOTE: Each correct selection is worth one point.

Select and Place:

Patch types	Answer Area
Upgrade	Requirement
Stage for upgrade	Upgrade a solution to the latest version. Delete any components from the previous version that do not exist in the new version.
Update	Upgrade a solution to the latest version. Retain all components from the previous version.
	Replace a solution with the latest version. Retain all components from the previous version.

Correct Answer:

Patch types	Answer Area
	Requirement
	Upgrade a solution to the latest version. Delete any components from the previous version that do not exist in the new version.
	Upgrade a solution to the latest version. Retain all components from the previous version.
	Replace a solution with the latest version. Retain all components from the previous version.

Section:

Explanation:

QUESTION 8

You develop a desktop flow. The flow performs five actions in sequence.

If an error occurs, you must restart the flow from the first action. You add the five actions to an On block error action. You need to configure error handling.

Which two actions should you perform? Each correct answer presents part of the solution.

NOTE: Each correct selection is worth one point.

- A. Change the exception handling mode to Go to the beginning of the block.
- B. Select Continue flow run.
- C. Select Throw error.
- D. Change the exception handling mode to Go to next action.
- E. Configure an On error condition for the first action.

Correct Answer: A, B

Section:

QUESTION 9

You must create new flows within a solution and import existing flows into the solution. You need to configure the solution. Which three actions can you perform? Each correct answer presents a complete solution. NOTE: Each correct selection is worth one point.

- A. Create the flows within the solution to automatically create connection references.
- B. Select connections for connection references when you import solutions into an environment.
- C. Add an existing connection reference into the solution in the same environment.
- D. Add credential information to each connection reference.
- E. Modify each trigger and action when you add a flow into the solution to use connection references instead of connections.

Correct Answer: A, B, E

Section:

QUESTION 10

You have a flow that interacts with different SharePoint sites. You add the flow to a solution.

You redeploy the solution to production each time you make a change to the flow. You do not want to change the SharePoint site URL every time you redeploy the solution. You need to configure the solution. Which solution component should you use?

- A. Environment variable
- B. Web resource
- C. Managed identity
- D. Connection reference

Correct Answer: D

Section:



QUESTION 11

You have an automation solution that uses a desktop flow. The flow reads data from a file that is stored on a user's machine and writes the data to an application. You import the solution to an environment that is connected to another user's machine.

The user reports that the flow fails. An alert indicates that the path to a file does not exist. You confirm that the file is present on the user's desktop. You need to resolve the issue. What should you do?

- A. Move the file to the user's documents folder.
- B. Move the file to the user's OneDrive storage.
- C. Delete and recreate the file.
- D. Change the location of the file to a specific path that is not dependent on the signed-in user.

Correct Answer: A

Section:

QUESTION 12

A company uses Microsoft 365 apps. You are building a flow that is triggered when a new email arrives. If an email message contains a Microsoft Excel workbook attachment the solution must post the Excel data to an external customer relationship management (CRM) system that runs on a user's workstation. The CRM system is not accessible by using an API.

You need to design the solution.

Which three actions should you perform? Each correct answer presents part of the solution.

NOTE: Each correct selection is worth one point.

- A. Create a desktop flow.

- B. Create desktop flow and define an input variable of type file.
- C. Implement the Retrieve email messages action from a desktop flow.
- D. Implement the When a new email arrives trigger in a cloud flow.
- E. Implement the Create file action from the OneDrive connector in a cloud flow.

Correct Answer: B, D, E

Section:

QUESTION 13

You are developing a flow that interacts with a Microsoft Dataverse table named Account. The table includes the following columns:

Name	Data type	Description
websiteurl	URL	
crabd_triggerflow	Choice	Option 1 text: Yes Option 1 value: 126690000 Option 2 text: No Option 2 value: 126690001

The flow must only trigger when a record is added to the Accounts table and the following conditions are met:

- the websiteurl field is set to https://microsoft.com
- the crabd.triggerflow field is set to Yes

You need to configure the flow trigger.

Which trigger condition expression should you use?

A.

```
@and(equals(triggerOutputs()?['body/crabd_triggerflow'], '126690000'), equals(triggerOutputs()?['body/websiteurl'], 'https://microsoft.com')) )
```

B.

```
@or(equals(triggerOutputs()?['body/crabd_triggerflow'], 126690000), equals(triggerOutputs()?['body/websiteurl'], 'https://microsoft.com')) )
```

C.

```
@and(equals(triggerOutputs()?['body/crabd_triggerflow'], 126690000), equals(triggerOutputs()?['body/websiteurl'], 'https://microsoft.com')) )
```

D.

```
@or(equals(triggerOutputs()?['body/crabd_triggerflow'], '126690000'), equals(triggerOutputs()?['body/websiteurl'], 'https://microsoft.com')) )
```

Correct Answer: A

Section:

QUESTION 14

You are creating a solution that will use a Choice field for approvals.

You need to ensure that other users can use the Choice field with their Microsoft Dataverse tables. What should you use?

- A. Environment variable
- B. Local choice
- C. Global choice

Correct Answer: C

Section:

QUESTION 15

You are preparing to share a desktop flow. You need to share the flow with another user. Which two methods can you use? Each correct answer presents a complete solution.
NOTE: Each correct selection is worth one point.

- A. Share the desktop flow by using the Microsoft Power Platform admin center.
- B. Share the desktop flow by using the Power Automate portal. Grant the user permissions to access the flow.
- C. Export a solution that contains the desktop flow and provide the solution to the user.
- D. Create a managed solution that contains the desktop flow and share the solution with another user.

Correct Answer: B, C

Section:

QUESTION 16

You develop a Microsoft Power Platform solution for a client.

You must test the solution in a user acceptance testing (UAT) environment before deploying the solution to production. You must ensure that the configurations for the UAT and production environments are identical. You must minimize administrative effort.

You need to ensure that the environments are identical.

Which Microsoft Power Platform feature should you use?

- A. Copy environment
- B. Edit environment properties
- C. Move environment
- D. Reset environment
- E. Restore environment

Correct Answer: A

Section:

QUESTION 17

You are developing a desktop flow.

You need to include an IF statement that contains AND logic within the flow.

Which expression should you use for the IF statement?

A.

```
IF $''%IsEmpty(Variable1)% AND %IsEmpty(Variable2)%'' = $''True''
```

B.

```
IF IsEmpty(IsEmpty(Variable1) AND IsEmpty(Variable2))
```

C.

```
IF IsEmpty(Variable1 AND Variable2)
```

D.

```
IF (IsEmpty(Variable1) OR IsEmpty(Variable2)) = $''True''
```

E.

```
IF (IsEmpty(Variable1) AND IsEmpty(Variable2)) = $''True''
```

Correct Answer: C



Section:

QUESTION 18

You have a desktop flow that interacts with a desktop-based application. You plan to enter data into each field by using the Send keys action. You test the flow. The Send keys action runs successfully but the input fields are empty.

You need to add a step before the Send keys action to resolve the issue.

Which two steps can you use? Each correct answer presents a complete solution.

NOTE: Each correct selection is worth one point.

- A. Use the Wait for window action.
- B. Set the key state.
- C. Use the Focus window action.
- D. Set the window state.
- E. Use the Wait for mouse action

Correct Answer: D, E

Section:

QUESTION 19

HOTSPOT

You are developing a new release for an automation solution.

You need to use the right feature.

Which feature should you use? To answer, select the appropriate options in the answer area.

NOTE: Each correct selection is worth one point.

Hot Area:



Answer Area

Scenario

Action

Upgrade a single cloud flow from a solution.

Clone a patch.
Clone a solution.
Export as managed solution.
Export as unmanaged solution.

Release a new major version of a solution.

Clone a patch.
Clone a solution.
Export as managed solution.
Export as unmanaged solution.

Synchronize solution components between development and production environments.

Update.
Upgrade.
Import as managed solution.
Import as unmanaged solution.

Overwrite a solution in a production environment.

Update.
Upgrade.
Import as managed solution.
Import as unmanaged solution.

Answer Area:

Answer Area	Scenario	Action
	Upgrade a single cloud flow from a solution.	<ul style="list-style-type: none"> Clone a patch. Clone a solution. Export as managed solution. Export as unmanaged solution.
	Release a new major version of a solution.	<ul style="list-style-type: none"> Clone a patch. Clone a solution. Export as managed solution. Export as unmanaged solution.
	Synchronize solution components between development and production environments.	<ul style="list-style-type: none"> Update. Upgrade. Import as managed solution. Import as unmanaged solution.
	Overwrite a solution in a production environment.	<ul style="list-style-type: none"> Update. Upgrade. Import as managed solution. Import as unmanaged solution.

Section:
Explanation:

QUESTION 20
DRAG DROP

You deploy a cloud flow to a production environment. You make changes to the cloud flow in a development environment. You import the updated solution to the production environment. You observe that the cloud flow is not updated. You need to resolve the issue.

Which four actions should you perform in sequence? To answer, move the appropriate actions from the list of actions to the answer area and arrange them in the correct order.

Select and Place:

Actions

- Remove all dependencies.
- Show solution layers.
- Select the cloud flow that was upgraded.
- Show dependencies.
- Remove all unmanaged layers.
- In the production environment, navigate to the solution contents.
- In the development environment, navigate to the solution contents.

Answer Area

Correct Answer:

Actions

- Remove all dependencies.
-
-
- Show dependencies.
-
-
- In the development environment, navigate to the solution contents.

Answer Area

- In the production environment, navigate to the solution contents.
- Select the cloud flow that was upgraded.
- Show solution layers.
- Remove all unmanaged layers.

Section:

Explanation:

QUESTION 21

DRAG DROP

A company has a business-critical desktop flow that runs on a single machine. The number of daily runs for the flow has significantly increased recently. Users report that the time required for the flow to complete is no longer acceptable.

You need to scale the solution.

Which four actions should you perform in sequence? To answer, move the appropriate actions from the list of actions to the answer area and arrange them in the correct order.

Select and Place:

Actions

- Update the cloud flow connection.
- Sign into a machine and launch the Power Automate portal. Add the current machine to an existing group.
- Sign into every other machine and add the machines to the group.
- Launch the Power Automate machine runtime on one machine and add the machine to a group.
- Provision new machines and install Power Automate for desktop on each machine.
- Launch Power Automate for desktop on one machine and add the machine to a group.
- Create a new group in the Power Automate portal and add all machines to the group.

Answer area

Correct Answer:

Actions

Launch the Power Automate machine runtime on one machine and add the machine to a group.

Launch Power Automate for desktop on one machine and add the machine to a group.

Create a new group in the Power Automate portal and add all machines to the group.

Answer area

Provision new machines and install Power Automate for desktop machine.

Sign into a machine and launch the Power Automate portal. Add current machine to an existing group.

Sign into every other machine and add the machines to the group.

Update the cloud flow connection.

Section:

Explanation:

QUESTION 22

DRAG DROP

You are developing automation solutions for a company.

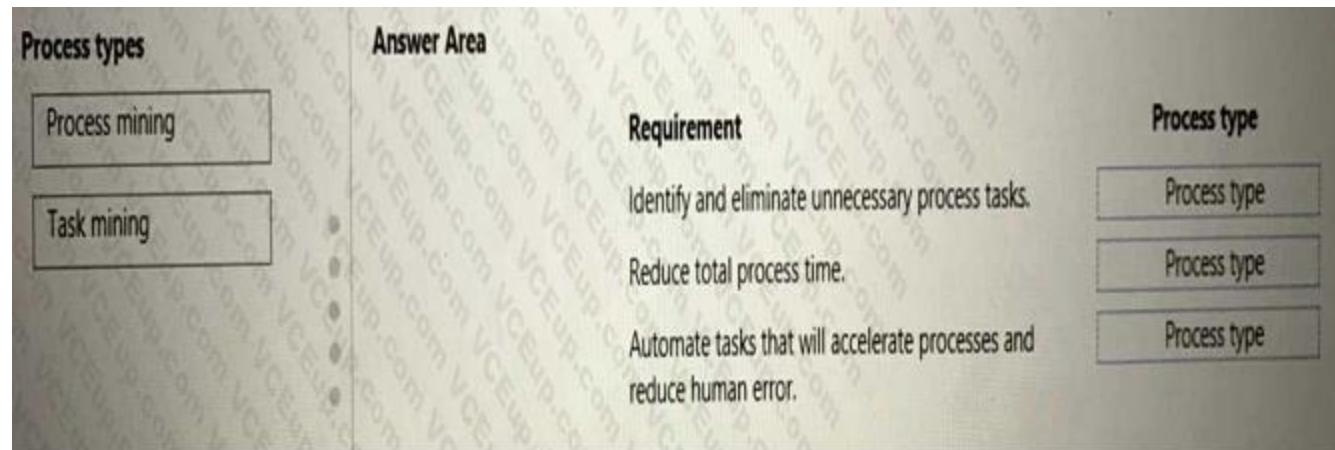
You plan to use Process advisor to gain a better understanding of business processes.

You need to select the process types to use to meet the company's requirements.

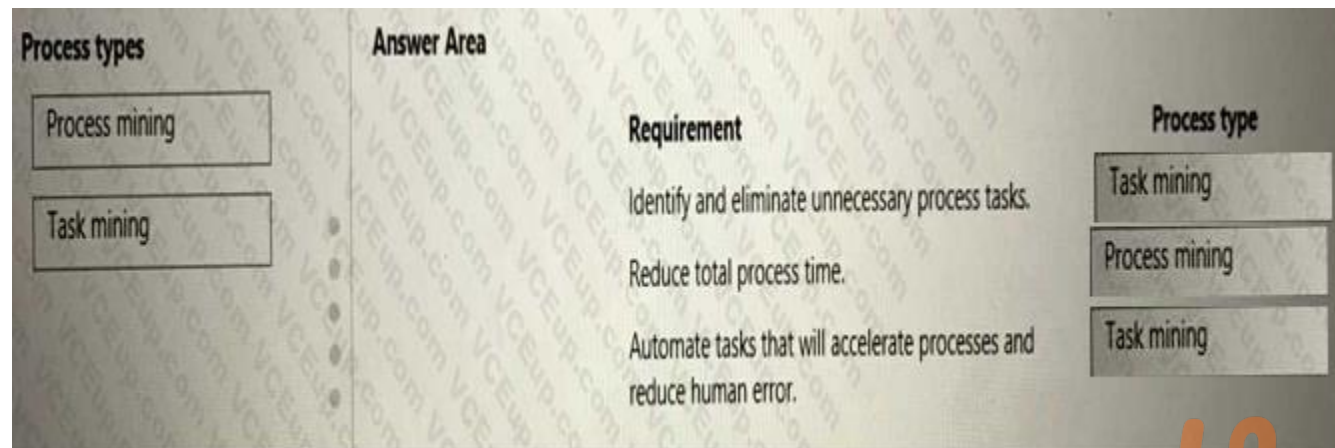
Which process types should you use? To answer, drag the appropriate process types to the correct requirements. Each process type may be used once, more than once, or not at all. You may need to drag the split bar between panes or scroll to view content.

NOTE: Each correct selection is worth one point.

Select and Place:



Correct Answer:



Section:

Explanation:

<https://learn.microsoft.com/en-us/power-automate/process-advisor-overview>

QUESTION 23

DRAG DROP

You are preparing to create a cloud flow that queries data from a SharePoint list.

You must use different SharePoint lists for the test and production environments.

You need to configure the flow to select the correct SharePoint list for the environment where you deploy the flow. Which five actions should you perform in sequence? To answer, move the appropriate actions from the list of actions to the answer area and arrange them in the correct order.

Select and Place:

Actions

- Create new cloud flow in a solution and add a Get items action.
- Choose a SharePoint site and list from available environmental variables.
- In the solution, create a connection reference to SharePoint list.
- Enter custom values for the target SharePoint site and list.
- Create an environment variable where Data Type equals Data source and Parameter Type equals List.
- Create an environment variable where Data Type equals Data source and Parameter Type equals Site.
- Manually enter the names for the SharePoint site and list.
- Select the target SharePoint site and list from a list of displayed values.

Correct Answer:

Actions

- In the solution, create a connection reference to SharePoint list.
- Manually enter the names for the SharePoint site and list.
- Select the target SharePoint site and list from a list of displayed values.
- Create an environment variable where Data Type equals Data source and Parameter Type equals Site.
- Create an environment variable where Data Type equals Data source and Parameter Type equals List.
- Choose a SharePoint site and list from available environmental variables.
- Enter custom values for the target SharePoint site and list.

Section:

Explanation:

Create a new cloud flow in a solution and add a Get items action. In the solution, create an environment variable where Data Type equals Data source and Parameter Type equals Site. This will store the SharePoint site URL as a variable. In the solution, create another environment variable where Data Type equals Data source and Parameter Type equals List. This will store the SharePoint list name as a variable. Choose a SharePoint site and list from available environmental variables in the Get items action. You can use the parameters function to reference the variables by name. Enter custom values for the target SharePoint site and list in each environment where you deploy the flow. You can do this while importing the solution or by editing the environment variables.

QUESTION 24

HOTSPOT

You are developing automation solutions for a company.

You need to select the appropriate error handling action for the following scenarios. Which actions should you use? To answer, select the appropriate options in the answer area. NOTE: Each correct selection is worth one point.

Hot Area:

Answer Area

Scenario	Options
A desktop flow with multiple actions tries to launch Microsoft Excel with a blank workbook. The process fails.	<input type="checkbox"/> Configure run after only. <input type="checkbox"/> Handle the error within the action only. <input type="checkbox"/> Handle the error within the On block error only. <input type="checkbox"/> Handle the error within the On block error or within the action.
A desktop flow with multiple actions tries to sign into a website by using the Chrome browser. The process occasionally fails.	<input type="checkbox"/> Configure run after only. <input type="checkbox"/> Handle the error within the action only. <input type="checkbox"/> Handle the error within the On block error only. <input type="checkbox"/> Handle the error within the On block error or within the action.
A cloud flow must update a Boolean variable when a specific action fails.	<input type="checkbox"/> On block error <input type="checkbox"/> Configure run after <input type="checkbox"/> Action-level error handling

Answer Area:

Answer Area

Scenario

A desktop flow with multiple actions tries to launch Microsoft Excel with a blank workbook. The process fails.

- Configure run after only.
- Handle the error within the action only.
- Handle the error within the On block error only.
- Handle the error within the On block error or within the action.

A desktop flow with multiple actions tries to sign into a website by using the Chrome browser. The process occasionally fails.

- Configure run after only.
- Handle the error within the action only.
- Handle the error within the On block error only.
- Handle the error within the On block error or within the action.

A cloud flow must update a Boolean variable when a specific action fails.

- On block error
- Configure run after
- Action-level error handling

Section:

Explanation:

QUESTION 25

HOTSPOT

You develop automation solutions for a company.

You need to implement actions to meet the company's requirements.

What should you do? To answer, select the appropriate options in the answer area.

NOTE: Each correct selection is worth one point.

Hot Area:

Answer Area

Scenario

You have a desktop flow that is currently in queue.

Requirement

You must ensure that the flow is the next flow to run.

Action

- Move to the top
- Change the priority
- Cancel and resubmit the flow

You have a business-critical desktop flow that runs on a virtual machine. The virtual machine also handles multiple ad-hoc desktop flows.

You must ensure that the business-critical flow runs when it is needed.

- Change the priority
- Move to the top
- Created a scheduled trigger



Answer Area:

Scenario	Requirement	Action
You have a desktop flow that is currently in queue.	You must ensure that the flow is the next flow to run.	<ul style="list-style-type: none"> Move to the top Change the priority Cancel and resubmit the flow
You have a business-critical desktop flow that runs on a virtual machine. The virtual machine also handles multiple ad-hoc desktop flows.	You must ensure that the business-critical flow runs when it is needed.	<ul style="list-style-type: none"> Change the priority Move to the top Created a scheduled trigger



Section:

Explanation:

QUESTION 26

DRAG DROP

You create a solution within a Microsoft Power Platform environment. The environment includes all connections required for the solution. You need to create a connection reference for the flows. Which four actions should you perform in sequence? To answer, move the appropriate actions from the list of actions to the answer area and arrange them in the order.

Select and Place:

Actions

- Within the solution, select Add Existing and then connection references.
- Within the solution, select New and then connection references.
- Assign the connection reference to the relevant desktop flows within the solution.
- Create a new connection for the connection reference.
- Use the connection reference in the relevant cloud flows within the solution.
- Assign an existing connection to the connection reference.
- Select a connector to the connection references.

Correct Answer:

Actions

- Within the solution, select New and then connection references.
- Assign the connection reference to the relevant desktop flows within the solution.
- Within the solution, select Add Existing and then connection references.
- Assign an existing connection to the connection reference.
- Use the connection reference in the relevant cloud flows within the solution.
- Select a connector to the connection references.

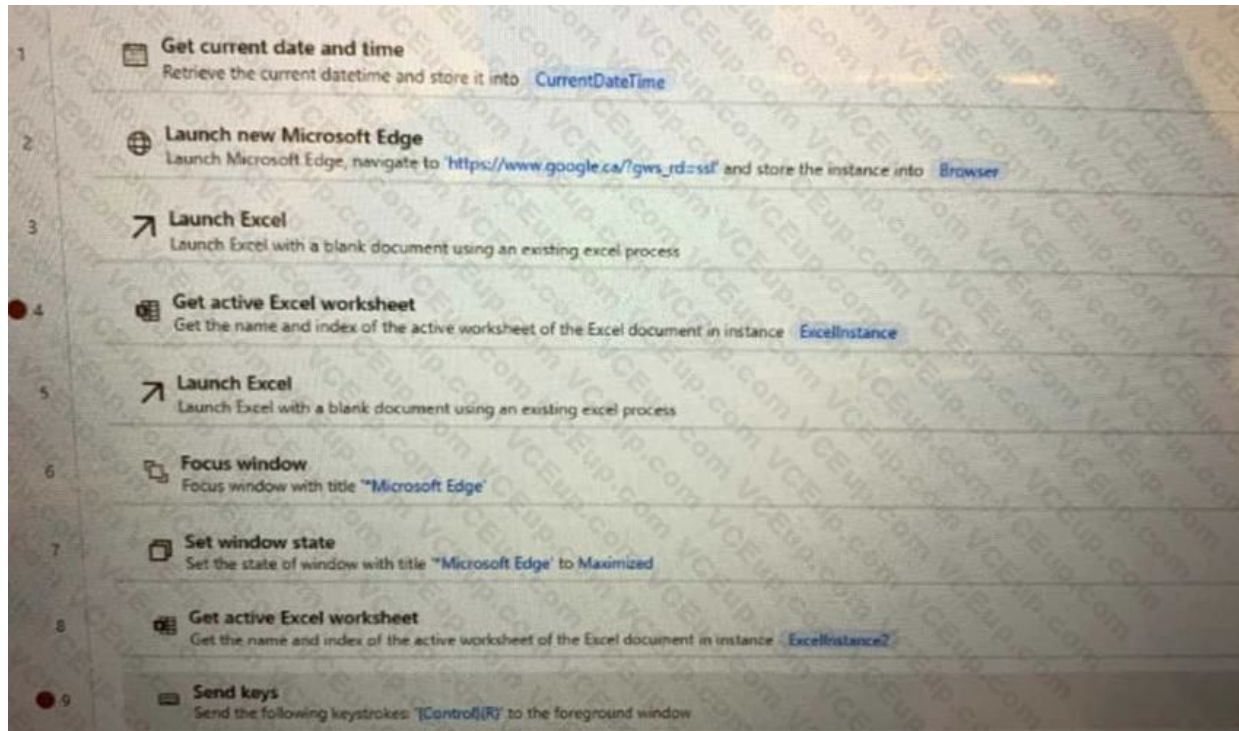
Section:

Explanation:

QUESTION 27

HOTSPOT

You create the following flows:



Hot Area:

Questions	Response
Which line contains a breakpoint?	<input type="checkbox"/> 1 <input type="checkbox"/> 2 <input type="checkbox"/> 3 <input type="checkbox"/> 4 <input type="checkbox"/> 5
To which window does the action at step 9 send keystrokes?	<input type="checkbox"/> the Edge window launched in step 2 <input type="checkbox"/> the Excel instance launched in step 3 <input type="checkbox"/> the Excel instance launched in step 4

Answer Area:

Questions	Response
Which line contains a breakpoint?	<input type="checkbox"/> 1 <input type="checkbox"/> 2 <input checked="" type="checkbox"/> 3 <input type="checkbox"/> 4 <input type="checkbox"/> 5
To which window does the action at step 9 send keystrokes?	<input type="checkbox"/> the Edge window launched in step 2 <input checked="" type="checkbox"/> the Excel instance launched in step 3 <input type="checkbox"/> the Excel instance launched in step 4

Section:

Explanation:

QUESTION 28

DRAG DROP

You have a machine that runs an automation solution.

You need to move the machine to a different environment.

Which three actions should you perform in sequence? To answer, move the appropriate actions from the list of actions to the answer area and arrange them in the correct order.

Select and Place:

Actions

- Select the new environment.
- Navigate to <http://flow.microsoft.com/> and then select the connection.
- Select **Refresh**.
- Select the existing environment.
- Launch the Power Apps Maker portal and select the machine.
- Launch Power Automate – Machine runtime.

Answer area

Navigation arrows: Right arrow, Left arrow

Correct Answer:

Actions

- Select the new environment.
- Navigate to <http://flow.microsoft.com/> and then select the connection.
- Select **Refresh**.
-
-
-

Answer area

- Launch the Power Apps Maker portal and select the machine.
- Launch Power Automate – Machine runtime.
- Select the existing environment.

Navigation arrows: Right arrow, Left arrow

Section:

Explanation:

QUESTION 29

DRAG DROP

You are designing an automation that processes information from documents attached to emails.

You need to extract data from the attachments and insert the data into a custom Microsoft Dataverse table. Which five actions should you perform in sequence? To answer, move the appropriate actions from the list of actions to the answer

Select and Place:

Actions

- Create a collection and add documents to the collection.
- Create an object detection model.
- Use the model in a desktop flow.
- Create a custom form processing model.
- Train and publish a model.
- Add extracted data to the Microsoft Dataverse table.
- Use the model in a cloud flow.

Correct Answer:

Actions

-
- Create an object detection model.
-
-
-
-
- Use the model in a cloud flow.

Answers

- Create a custom form processing model.
- Create a collection and add documents to the collection.
- Train and publish a model.
- Use the model in a desktop flow.
- Add extracted data to the Microsoft Dataverse table.

Section:

Explanation:

QUESTION 30

DRAG DROP

A company plans to implement AI models to perform business processes.

You need to determine whether to use prebuilt or custom AI models.

Which type of model should you use for each scenario? To answer, drag the appropriate model types to the correct scenarios. Each model may be used once, more than once, or not at all. You may need to drag the split bar between panes or scroll to view content.

NOTE: Each correct selection is worth one point.

Select and Place:

Model types	Answer Area	Scenario	Model type
Prebuilt		Extract information from a receipt.	Model type
Custom		Detect spam emails.	Model type
		Identify the language used in a text document.	Model type
		Extract information from tax documents.	Model type

Correct Answer:

Model types	Answer Area	Scenario	Model type
Prebuilt		Extract information from a receipt.	Prebuilt
Custom		Detect spam emails.	Custom
		Identify the language used in a text document.	Prebuilt
		Extract information from tax documents.	Custom

Section:

Explanation:

QUESTION 31

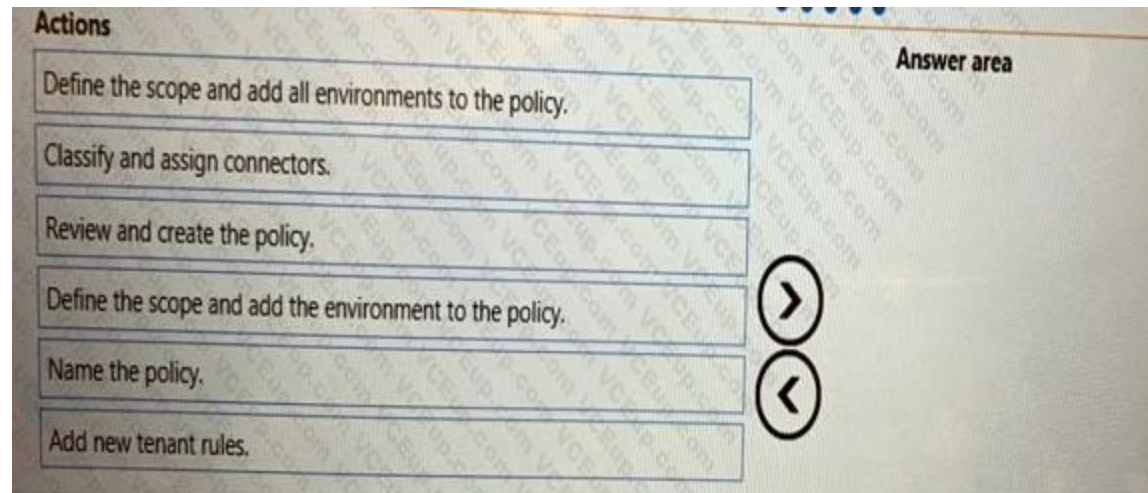
DRAG DROP

You plan to implement a data loss prevention (DLP) policy for a production environment.

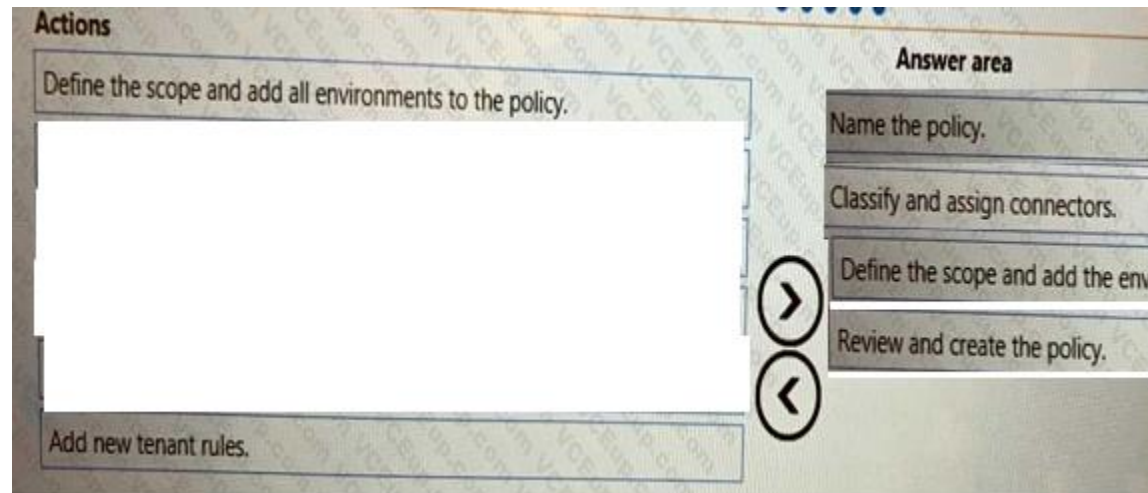
You need to define the policy.

Which four actions should you perform in sequence? To answer, move the appropriate actions from the list of actions to the answer area and arrange them in the correct order.

Select and Place:



Correct Answer:



Udumps

Section:

Explanation:

QUESTION 32

HOTSPOT

You develop Power Automate flows for a company. You need to help users locate and run the flows.

Where should you direct users to find the flows? To answer NOTE: Each correct selection is worth one point.

Hot Area:

Requirement	Value
You select the Send a copy button from the flow portal to send the flow to a business user group.	<ul style="list-style-type: none"> the Solutions page the Shared with me tab of the My flows page the Shared with me tab of the Templates page
You select the Share button from the portal to share the flow with business users.	<ul style="list-style-type: none"> the Solutions page the Shared with me tab of the My flows page the Shared with me tab of the Templates page

Answer Area:

Requirement	Value
You select the Send a copy button from the flow portal to send the flow to a business user group.	<ul style="list-style-type: none"> the Solutions page the Shared with me tab of the My flows page the Shared with me tab of the Templates page
You select the Share button from the portal to share the flow with business users.	<ul style="list-style-type: none"> the Solutions page the Shared with me tab of the My flows page the Shared with me tab of the Templates page

Section:

Explanation:

QUESTION 33

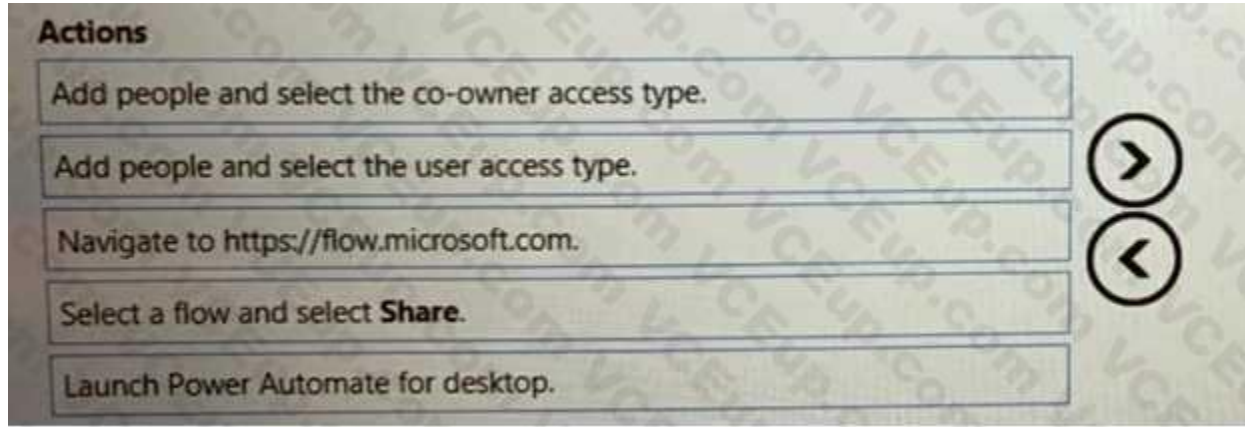
DRAG DROP

You develop a desktop flow for a company.


You need to ensure that another user can modify the flow.

Which three actions should you perform in sequence? To answer, move the appropriate actions from the order.

Select and Place:



Correct Answer:



Section:

Explanation:

QUESTION 34

DRAG DROP

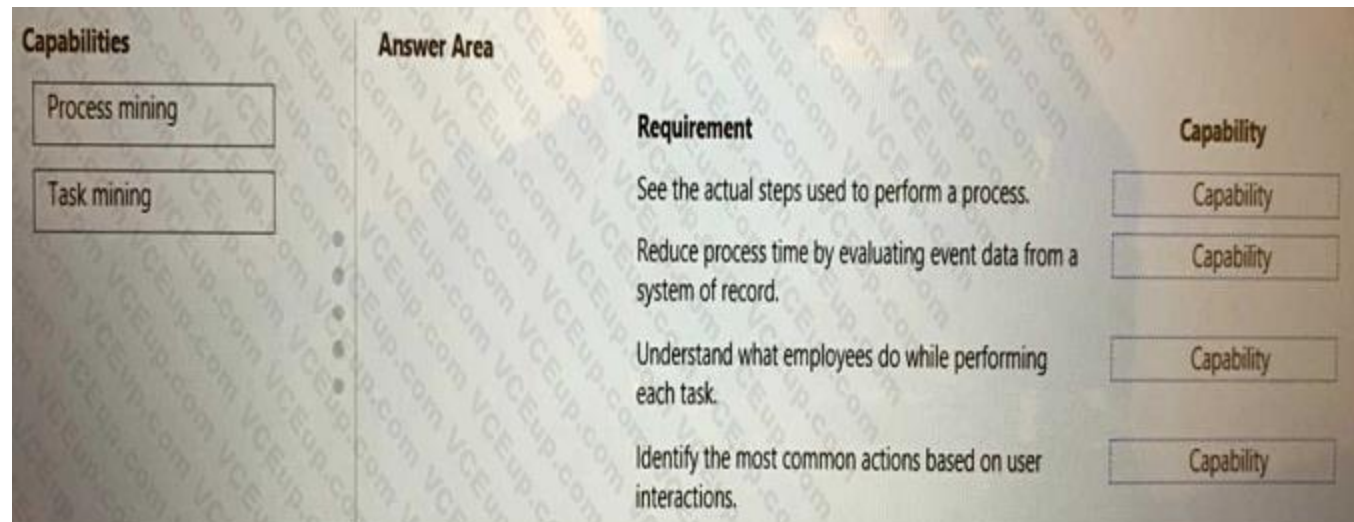
A user is evaluating the capabilities of both process mining and task mining.

You need to determine when you should use process mining or task mining.

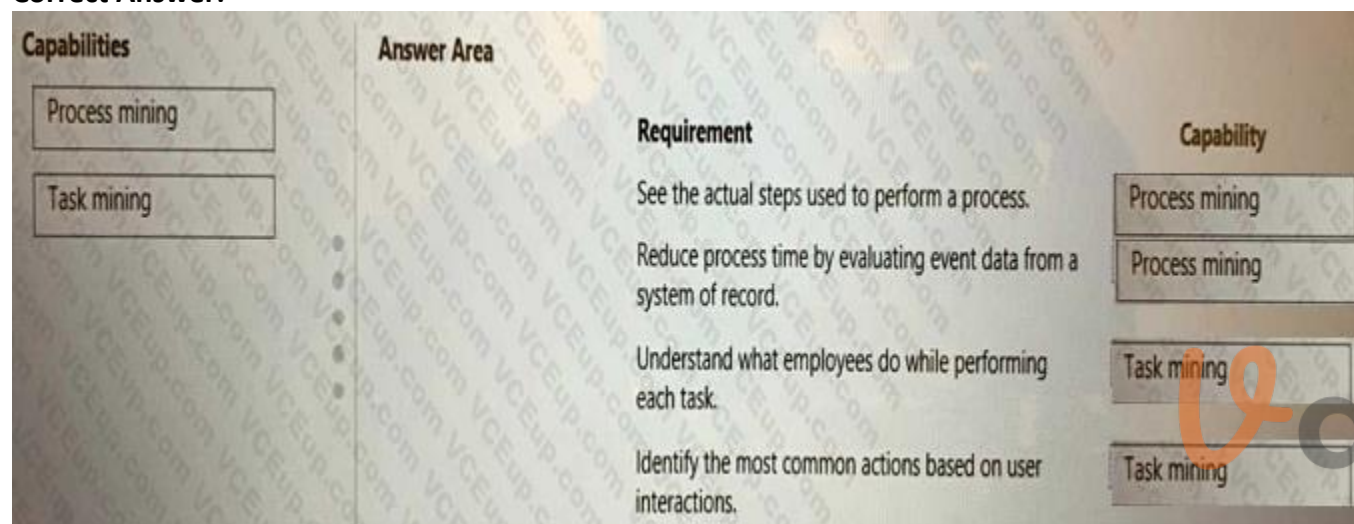
Which Process advisor capability should you use? To answer, drag the appropriate capabilities to the correct requirements. Each capability may be used once, more than once, or not at all. You may need to drag the split bar between panes or scroll to view content.

NOTE: Each correct selection is worth one point.

Select and Place:



Correct Answer:



Section:

Explanation:

QUESTION 35

DRAG DROP

You develop automation solutions for a company. The company does not permit changes to a deployed solution in user acceptance testing (UAT) environments. You need to package the solutions.

Which type of solutions should you create? To answer, drag the appropriate solution types to the correct requirements. Each solution type may be used once, more than once, or not at all. You may need to drag the split bar between panes or scroll to view content.

NOTE: Each correct selection is worth one point.

Select and Place:

Solution types	Answer Area
Unmanaged	<p>Requirement</p> <p>Deploy a solution to a source control system.</p> <p>Deploy a solution to a user acceptance testing (UAT) environment.</p> <p>Deploy a solution to a production environment.</p> <p>Deploy a solution to another development environment.</p>
Managed	<p>Solution type</p> <p>Solution type</p> <p>Solution type</p> <p>Solution type</p> <p>Solution type</p>

Correct Answer:

Solution types	Answer Area
Unmanaged	<p>Requirement</p> <p>Deploy a solution to a source control system.</p> <p>Deploy a solution to a user acceptance testing (UAT) environment.</p> <p>Deploy a solution to a production environment.</p> <p>Deploy a solution to another development environment.</p>
Managed	<p>Solution type</p> <p>Unmanaged</p> <p>Managed</p> <p>Managed</p> <p>Unmanaged</p>

Section:

Explanation:

QUESTION 36

HOTSPOT

You are developing a cloud flow.

The flow must be able to query several Azure endpoints and must use standard actions where possible. You need to configure the flow.

Which actions should you use? To answer, select the appropriate options in the answer area.

NOTE: Each correct selection is worth one point.

Hot Area:

Answer Area

Requirement

Action

Issue POST requests to the Microsoft Graph API by using application permissions.

HTTP
HTTP with Azure AD
Send an HTTP request to SharePoint
Office 365 groups send an HTTP request

Issue GET requests to the Microsoft Graph API by using delegated permissions.

HTTP
HTTP with Azure AD
Send an HTTP request to SharePoint
Office 365 groups send an HTTP request

Issue GET requests to the SharePoint REST API by using delegated permissions.

HTTP
HTTP with Azure AD
Send an HTTP request to SharePoint
Office 365 groups send an HTTP request

Issue GET requests to the SharePoint REST API by using delegated permissions.

HTTP
HTTP with Azure AD
Send an HTTP request to SharePoint
Office 365 groups send an HTTP request

Issue POST requests to SharePoint REST API by using application permissions.

HTTP
HTTP with Azure AD
Send an HTTP request to SharePoint
Office 365 groups send an HTTP request

Answer Area:

Answer Area

Requirement

Action

Issue POST requests to the Microsoft Graph API by using application permissions.

HTTP
HTTP with Azure AD
Send an HTTP request to SharePoint
Office 365 groups send an HTTP request

Issue GET requests to the Microsoft Graph API by using delegated permissions.

HTTP
HTTP with Azure AD
Send an HTTP request to SharePoint
Office 365 groups send an HTTP request

Issue GET requests to the SharePoint REST API by using delegated permissions.

HTTP
HTTP with Azure AD
Send an HTTP request to SharePoint
Office 365 groups send an HTTP request

Issue GET requests to the SharePoint REST API by using delegated permissions.

HTTP
HTTP with Azure AD
Send an HTTP request to SharePoint
Office 365 groups send an HTTP request

Issue POST requests to SharePoint REST API by using application permissions.

HTTP
HTTP with Azure AD
Send an HTTP request to SharePoint
Office 365 groups send an HTTP request

Section:
Explanation:

QUESTION 37

HOTSPOT


You need to design automation solutions for a company.

What should you implement? To answer, select the appropriate configuration in the answer area.

NOTE: Each correct selection is worth one point.

Hot Area:

Answer Area	Scenario	Technology
	Sign into a web application that does not have an API and download a CSV file.	Cloud flow Desktop flow File system connector Outlook connector
	Access a CSV file from a local drive.	SharePoint connector OneDrive connector File system connector Outlook connector
	Send an email that includes a CSV file attachment.	SharePoint connector OneDrive connector File system connector Outlook connector



Answer Area:

Answer Area	Scenario	Technology
	Sign into a web application that does not have an API and download a CSV file.	<ul style="list-style-type: none"> Cloud flow Desktop flow File system connector Outlook connector
	Access a CSV file from a local drive.	<ul style="list-style-type: none"> SharePoint connector OneDrive connector File system connector Outlook connector
	Send an email that includes a CSV file attachment.	<ul style="list-style-type: none"> SharePoint connector OneDrive connector File system connector Outlook connector

Vdumps

Section:
Explanation:

QUESTION 38

HOTSPOT

You are automating a form on a website. The website uses the following HTML markup to define each field on the form:

```
<div _ngcontent-c1="" class="col s6 m6 l6">
  <div class="ng-invalid ng-dirty ng-touched">
    <label>Field1</label><input ng-reflect-name="labelField1" class="ng-pristine ng-invalid ng-touched">
  </div>
</div>
```

The label for each field is unique in the form.

You need to write data to the form.

For each of the following statements, select Yes if the statement is true. Otherwise, select No.

NOTE: Each correct selection is worth one point.

Hot Area:

Answer Area

Statement

You configure the following selector: `input[ng-reflect-name="labelField1"]`
The automation will add data to the form.

Yes

No

You configure the following selector: `div:has(label:contains("Field1")) > input`
The automation will add data to the form.

You add the **Run JavaScript function on web page** action to the flow:

```
function ExecuteScript() {  
  $("div:contains('Field1') > input")  
    .val("Field's 1 value")  
}
```

 **vdumps**

The action adds data to the form.

Answer Area:

Answer Area

Statement	Yes	No
You configure the following selector: <code>input[ng-reflect-name="labelField1"]</code> The automation will add data to the form.	<input checked="" type="radio"/>	<input type="radio"/>
You configure the following selector: <code>div:has(label:contains("Field1")) > input</code> The automation will add data to the form.	<input checked="" type="radio"/>	<input type="radio"/>
You add the Run JavaScript function on web page action to the flow: <pre>function ExecuteScript() { \$("div:contains('Field1') > input") .val("Field's 1 value") }</pre>	<input type="radio"/>	<input checked="" type="radio"/>
The action adds data to the form.		

Section:

Explanation:

QUESTION 39

HOTSPOT

You are designing automation solutions that interact with a desktop application.

You need to select the appropriate UI automation action for each business requirement.

Which automation action should you use? To answer, select the appropriate options in the answer area. NOTE: Each correct selection is worth one point.

Hot Area:

Answer Area

Requirement

Retrieve the state from a checkbox in the desktop application.

UI automation action

- Get selected checkboxes in window
- Get details of a UI element in window
- Get selected radio button in window
- Extract data from window

Bring the desktop application to the foreground.

- Focus window
- Get details of window
- Get details of a UI element in window
- Set window state

Suspend a process until a specific window opens.

- Wait for window
- Wait for window content
- Set window state
- Terminate process



Answer Area:

Answer Area

Requirement

Retrieve the state from a checkbox in the desktop application.

Bring the desktop application to the foreground.

Suspend a process until a specific window opens.

UI automation action

Get selected checkboxes in window
Get details of a UI element in window
Get selected radio button in window
Extract data from window

Focus window
Get details of window
Get details of a UI element in window
Set window state

Wait for window
Wait for window content
Set window state
Terminate process

Section:

Explanation:

QUESTION 40

DRAG DROP

You are developing automation solutions.

You need to select solution components for each scenario.

Which solution components should you use? To answer, drag the appropriate solution components to the correct requirements. Each solution component may be used once, more than once, or not at all. You may need to drag the split bar between panes or scroll to view content.

NOTE: Each correct selection is worth one point.

Select and Place:

Solution components	Requirement	Solution component
Process advisor	Create a flow that runs on a schedule.	Solution component
AI Builder	Sign into a website that does not have an API.	Solution component
Desktop flow	Analyze bottlenecks in a process.	Solution component
Cloud flow		
Flow checker		

Correct Answer:

Solution components	Requirement	Solution component
	Create a flow that runs on a schedule.	Process advisor
AI Builder	Sign into a website that does not have an API.	Cloud flow
Desktop flow	Analyze bottlenecks in a process.	Flow checker

Section:

Explanation:

QUESTION 41

DRAG DROP

You are developing automation solutions for a company.


You need to select the applicable flow type to automate the following tools and technologies:

- Microsoft Excel
- Desktop application
- File system

Which flow types should you use? To answer, drag the appropriate flow types to the correct automation targets. Each flow type may be used once, more than once, or not at all. You may need to drag the split bar between panes or scroll to view content.

NOTE: Each correct selection is worth one point.

Select and Place:



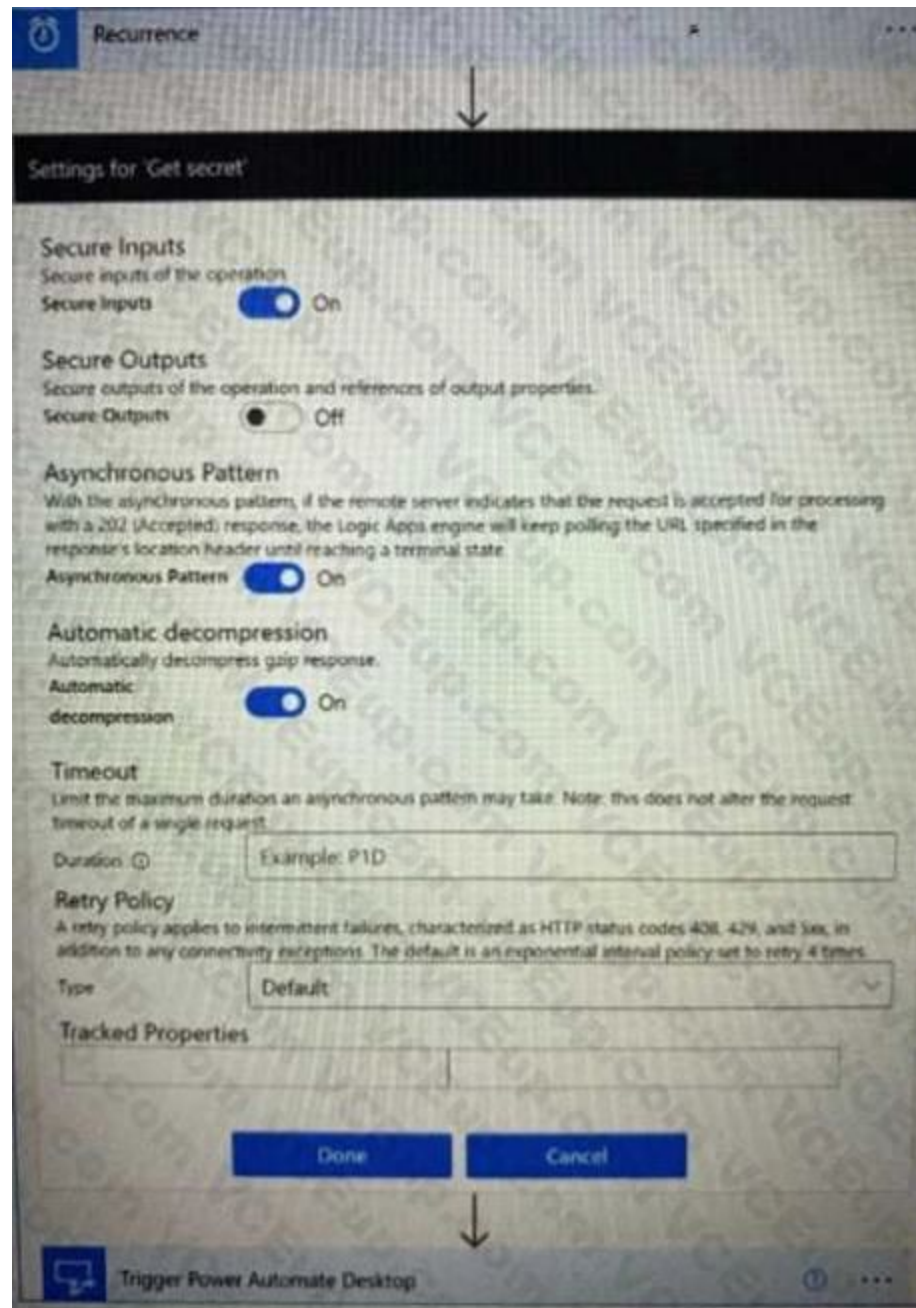
Correct Answer:



Section:
Explanation:

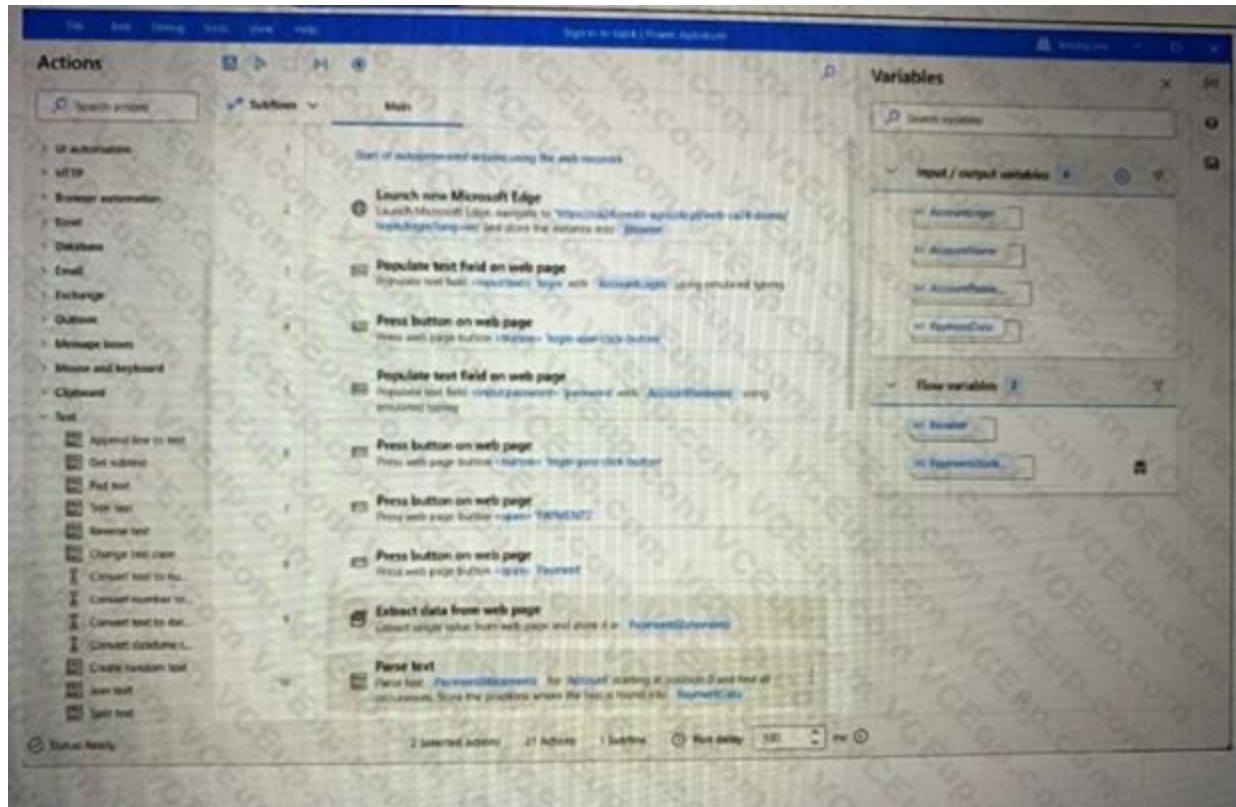
QUESTION 42
HOTSPOT

You are developing an automation solution for a bank. The solution will use a cloud flow and a desktop flow. The cloud flow retrieves sensitive information from Azure Key Vault and must pass the information to the desktop flow. You configure a Get secret action as shown in the Get secret exhibit. (Click the Get Secret tab.)



You configure the desktop flow as shown in the Desktop flow exhibit. (Click the Desktop flow tab.)

 **vdumps**



You need to ensure that no one can preview sensitive information by viewing the cloud flow or desktop flow run details. For each of the following statements, select Yes if the statement is true. Otherwise, select No. NOTE: Each correct selection is worth one point.

Hot Area:

Vdumps

Statement	Yes	No
The Get Secret action is configured to protect sensitive data in the cloud flow.	<input type="radio"/>	<input type="radio"/>
The desktop flow is configured to protect account login and password data.	<input type="radio"/>	<input type="radio"/>
Data extracted by the desktop flow is visible to users.	<input type="radio"/>	<input type="radio"/>

Answer Area:

Answer Area

Statement	Yes	No
The Get Secret action is configured to protect sensitive data in the cloud flow.	<input type="radio"/>	<input checked="" type="radio"/>
The desktop flow is configured to protect account login and password data.	<input type="radio"/>	<input checked="" type="radio"/>
Data extracted by the desktop flow is visible to users.	<input checked="" type="radio"/>	<input type="radio"/>

Section:

Explanation:

QUESTION 43

DRAG DROP

You design an attended Power Automate desktop flow that updates orders in an older enterprise resource planning (ERP) system.

A warehouse supervisor enters the order status and fulfilment date when an order is fulfilled.

The flow must be installed on a desktop computer in the warehouse and triggered by using a shortcut.

You need to configure the flow to deploy and run.

Which four actions should you perform in sequence? To answer, move the appropriate actions from the list of actions to the answer area and arrange them in the correct order.

Select and Place:

Actions

- Copy the environment URL.
- Dismiss the External invocation warning message.
- Create a run URL.
- Enter the order status and fulfilment date values when prompted.
- Create the desktop shortcut for the flow.
- Launch the flow using the desktop shortcut.



Answer area



Correct Answer:

Actions

Copy the environment URL.
Dismiss the External invocation warning message.

Answer area

Create a run URL.
Enter the order status and fulfilment date values when prompted.
Create the desktop shortcut for the flow.
Launch the flow using the desktop shortcut.



Section:

Explanation:

- Create a run URL.
- Enter the order status and fulfilment date...
- Create the desktop shortcut for the flow.
- Launch the flow using the desktop shortcut.

QUESTION 44

HOTSPOT

A company runs a process that includes multiple applications and departments. The process contains several constraints and could be more efficient. You need to understand the process and identify problems. Which feature should you use for each scenario? To answer, select the appropriate options in the answer area. NOTE: Each correct selection is worth one point.



Hot Area:

Process advisor software features

Scenario	Feature
Discover automation opportunities in the organization.	Process mining Activity Recording Task mining Process mining
Understand what employees do.	Task mining Activity Recording Task mining Process mining
Group similar steps for better readability.	Activity Action Activity Recording Task mining
Connect to get live data from data source.	Action Action Attribute Power Query Process mining

Answer Area:
Process advisor software features

Scenario	Feature
Discover automation opportunities in the organization.	<input type="text" value="Process mining"/> Activity Recording Task mining Process mining
Understand what employees do.	<input type="text" value="Task mining"/> Activity Recording Task mining Process mining
Group similar steps for better readability.	<input type="text" value="Activity"/> Action Activity Recording Task mining
Connect to get live data from data source.	<input type="text" value="Action"/> Action Attribute Power Query Process mining

Section:
Explanation:

QUESTION 45

You manage the machines used for Power Automate for desktop automations. You create machine groups to organize the machines. Users must perform automations on the machines. You need to share the machine groups with the users. Which portal or application should you select?

- A. Power Automate for desktop app
- B. Power Automate machine runtime app
- C. Power Automate portal
- D. Microsoft Power Platform admin center portal

Correct Answer: C

Section:

QUESTION 46

You are creating a custom connector to support invoice automation. You connect a Power Automate. How to the custom connector and successfully authenticate? When you test the flow, you observe that several actions are missing from the custom connector. You need to update the custom connector settings. What should you do?

- A. Set the action visibility option to None.
- B. Change the connection name.
- C. Change the parameter drop-down type to Static.
- D. Add an action description value.



E. Set the action visibility option to Internal.

Correct Answer: A

Section:

QUESTION 47

You are developing a Power Automate desktop flow to process thousands of product data sheets. The data sheets reside in an older desktop application. Each data sheet is the same format and contains a product image and description field.

You need to extract the product image and description from each product sheet and add those elements to a table in Microsoft Dataverse.

Which two Power Automate Desktop automation capabilities should you use? Each correct answer presents a complete solution.

NOTE: Each correct selection is worth one point.

- A. Change the focus to a text field in a window.
- B. Capture an image.
- C. Wait for window content to appear or clear from a window.
- D. Get UI element details in a window.
- E. Extract text by using optical character recognition (OCR)

Correct Answer: D, E

Section:

QUESTION 48

DRAG DROP

A company uses an enterprise resource planning (ERP) system. The ERP system has an API.

The company requires a custom connector for the ERP system.

You need to create the custom connector.

In which order should you perform the actions? To answer, move all actions from the list of actions to the answer area and arrange them in the correct order.

Select and Place:

Actions

- Enter name and host details.
- Identify authentication type.
- Define actions and triggers.
- Test the connection.



Answer area

Empty answer area for Question 48.



Correct Answer:

Actions

-
-
-
-



Answer area

- Enter name and host details.
- Identify authentication type.
- Define actions and triggers.
- Test the connection.



Section:

Explanation:

Enter name and host details.

Identify authentication type.

Define actions and triggers.

Test the connection.

QUESTION 49

Note: This question is part of a series of questions that present the same scenario. Each question in the series contains a unique solution that might meet the stated goals. Some question sets might have more than one correct solution, while others might not have a correct solution.

After you answer a question in this section, you will NOT be able to return to it. As a result, these questions will not appear in the review screen.

A procurement department is using email to collect large volumes of quotes from vendors.

Data from quotes, including vendor data and quote terms, must be stored in Microsoft Dataverse.

You need to create a solution to automate the process.

Solution: Extract custom information from documents AI Builder model

Does the solution meet the goal?

A. Yes

B. No

Correct Answer: A

Section:

QUESTION 50

Note: This question is part of a series of questions that present the same scenario. Each question in the series contains a unique solution that might meet the stated goals. Some question sets might have more than one correct solution, while others might not have a correct solution.

After you answer a question in this section, you will NOT be able to return to it. As a result, these questions will not appear in the review screen.

A procurement department is using email to collect large volumes of quotes from vendors.

Data from quotes, including vendor data and quote terms, must be stored in Microsoft Dataverse.

You need to create a solution to automate the process.

Solution: Cloud flow using the Extract information from invoices AI Builder model

Does the solution meet the goal?

A. Yes

B. No

Correct Answer: A

Section:

