

Microsoft.PL-900.vJul-2024.by.Endy.118q

Number: PL-900
Passing Score: 800
Time Limit: 120
File Version: 31.0

Exam Code: PL-900
Exam Name: Microsoft Power Platform Fundamentals



Exam A

QUESTION 1

A company uses Microsoft 365 and Dynamics 365 Sales. The company does not have any developers on its staff. You need to explain to the executives the benefits of using Power Platform apps.

What are two benefits? Each correct answer presents a complete solution.

NOTE: Each correct selection is worth one point.

- A. Users can send emails from Dynamics 365 Sales to their personal email addresses.
- B. Users can create Power Apps to create apps for different departments.
- C. Users can use Power Automate to share information between Microsoft 365 and Dynamics 365 Sales.
- D. The company can unify all the mobile devices to one vendor.

Correct Answer: B, C

Section:

QUESTION 2

A company manages a chain of retail stores. The company stores a list of retail store names and numbers in one Power BI table. The company stores sales transaction data including a transaction ID in another table. The transaction ID includes the store number.

You need to show the store name for all retail transactions in all Power BI reports.

Which tool should you use?

- A. Query Editor
- B. Power BI Service
- C. Microsoft Excel
- D. Data Connector

Correct Answer: A

Section:

Explanation:

Power BI Desktop comes with Query Editor, where you can connect to one or many data sources, shape and transform the data to meet your needs, then load that model into Power BI Desktop.

Reference:

<https://docs.microsoft.com/en-us/power-bi/desktop-query-overview>

QUESTION 3

You create a Power BI dashboard that displays data from Dynamics 365 Customer Engagement. You need to share the Power BI dashboard with coworkers. What are three possible ways to achieve the goal? Each correct answer presents a complete solution.

NOTE: Each correct selection is worth one point.

- A. Create a Power BI workspace and grant coworkers permissions.
- B. Publish the dashboard as an app to your coworkers.
- C. Export the data into Common Data Service for others to manipulate in Power BI.
- D. Export the data to Microsoft Excel for coworkers to import and view in Power BI.
- E. Embed reports in your company's internal web portal.

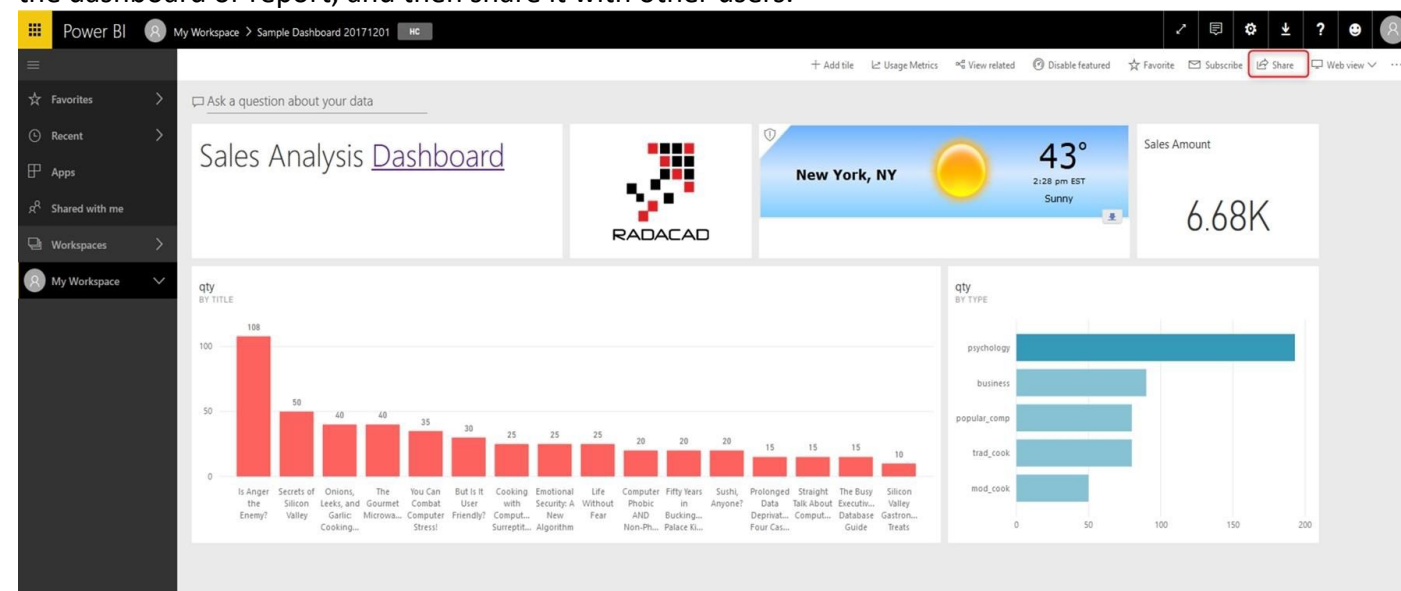
Correct Answer: A, B, E



Section:

Explanation:

A: Basic Sharing for Dashboards and Reports through a workspace is the most common way of sharing the Power BI content. Basic Sharing is very simple and easy to use method. You can simply click on the Share button in the dashboard or report, and then share it with other users.



B: Apps are great sharing method for multiple environment, and best way of sharing for users in production environment.

Power BI App is the solution for multiple environment approach. With Power BI App, your development environment (workspace), and user environment (App) are isolated from each other.

Note: If you are using SharePoint online as a portal for document management and some other reasons already, then consider using Embed in SharePoint Online feature of Power BI reports. This method is secure and you can share the report only with Power BI users you want.

E: Sometimes, you don't need a secure way of sharing, you may search for an easy and free way of sharing, and your content is not confidential or sensitive. Publish to web is your friend in such situation. This is the only free way of sharing in Power BI, but be aware that this method is not secure.

Publish to web method, gives you an embed code, which you can use in any web pages to embed the Power BI report in it

Reference:

<https://radacad.com/power-bi-sharing-methods-comparison-all-in-one-review>

QUESTION 4

Your company has an on premises Microsoft SQL Server database that contains legacy sales data. You must display information from the database in a new Power Apps app. You need to establish a secure connection between the database and the app.

What should you use?

- A. Data source
- B. App
- C. Data gateway
- D. Power Automate

Correct Answer: C

Section:

Explanation:

For an on-premises database, identify a data gateway that was shared with you (or create one).

Specify Connect using on-premises data gateway, type or paste the server name, the database name, the user name, and the password for the database that you want to use, and specify the authentication type and the gateway.

Reference:

<https://docs.microsoft.com/en-us/powerapps/maker/canvas-apps/connections/connection-azure-sqldatabase>

QUESTION 5

DRAG DROP

You plan to create a model-driven app for a company that sells plants and garden suppliers.

The app must meet the following requirements:

Automatically send email to a customer when a record is modified.

Ensure that all sales people follow the same steps when processing sales.

You need to create Power Automate flows for the app.

Which types of flows should you create? To answer, drag the appropriate flow types to the correct requirements. Each flow type may be used once, more than once, or not at all. You may need to drag the split bar between panes or scroll to view content.

NOTE: Each correct selection is worth one point.

Select and Place:

Flow types	Answer Area						
Button	<table border="1"><thead><tr><th>Requirement</th><th>Flow type</th></tr></thead><tbody><tr><td>Send email to customers.</td><td>Flow type</td></tr><tr><td>Ensure that salespeople follow the same steps.</td><td>Flow type</td></tr></tbody></table>	Requirement	Flow type	Send email to customers.	Flow type	Ensure that salespeople follow the same steps.	Flow type
Requirement	Flow type						
Send email to customers.	Flow type						
Ensure that salespeople follow the same steps.	Flow type						
Automatic							
Scheduled							
Business Process							

Correct Answer:

Flow types	Answer Area						
Button	<table border="1"><thead><tr><th>Requirement</th><th>Flow type</th></tr></thead><tbody><tr><td>Send email to customers.</td><td>Automatic</td></tr><tr><td>Ensure that salespeople follow the same steps.</td><td>Business Process</td></tr></tbody></table>	Requirement	Flow type	Send email to customers.	Automatic	Ensure that salespeople follow the same steps.	Business Process
Requirement	Flow type						
Send email to customers.	Automatic						
Ensure that salespeople follow the same steps.	Business Process						
Scheduled							

Section:

Explanation:

Reference: <https://docs.microsoft.com/en-us/power-automate/flow-types>

QUESTION 6

DRAG DROP

You are implementing a solution for an animal hospital.

The animal hospital must contact owners regarding their pets.

You need to model the owner and pet object information by using Microsoft Dataverse. The solution must minimize the amount of customization required:

- owner first name
- owner last name
- owner email address
- owner date of birth
- pet name
- pet breed
- pet owner

Which component should you use? To answer, drag the appropriate components to the correct data. Each component may be used once, more than once, or not at all. You may need to drag the split bar between panes or scroll to view content. NOTE: Each correct selection is worth one point.

Select and Place:

Components

- Standard Dataverse table
- Custom Dataverse table
- Column
- Relationship

Answer Area

Data

- The owner object
- The pet object
- The owner's email address
- Reference a pet record as belonging to an owner record

Component

- Component
- Component
- Component
- Component

Correct Answer:

Components

- Standard Dataverse table
- Custom Dataverse table
- Column
- Relationship

Answer Area

Data

- The owner object
- The pet object
- The owner's email address
- Reference a pet record as belonging to an owner record

Component

- Column
- Column
- Column
- Standard Dataverse table

Section:

Explanation:



QUESTION 7

DRAG DROP

You are creating a Power Apps solution for a company that manufactures bicycles. The company has The following requirements:

- A vendor uploads a Microsoft Excel workbook to the company each week. The workbook contains lists of parts and their current prices. You must automatically Import the data into Microsoft Dataverse as soon as the workbook is uploaded. You must send specific users an alert when new files are uploaded.
- Synchronize customer data with a proprietary accounting database when a user selects a button on the Account form. You need to recommend the trigger types to use to meet the requirements.

Which trigger types should you use? To answer, drag the appropriate trigger types to the correct requirements. Each trigger type may be used once, more than once, or not at all. You may need to drag the split bar between panes or scroll to view content.

NOTE: Each correct selection is worth one point.

Select and Place:

Trigger types

- Push trigger
- Polling trigger
- Triggers for scheduled flows
- Triggers for business process flow

Answer Area

Requirement

- Send a notification when an Excel workbook is uploaded.
- Synchronize customer data with a proprietary accounting database.

Trigger type

- Trigger type
- Trigger type

Correct Answer:

Trigger types	Answer Area	Requirement	Trigger type
		Send a notification when an Excel workbook is uploaded.	Push trigger
Polling trigger		Synchronize customer data with a proprietary accounting database.	Triggers for business process flow
Triggers for scheduled flows			

Section:

Explanation:

QUESTION 8

DRAG DROP

A company plans to implement Power BI.

The company wants to implement some specific features that Power BI does not include.

You need to recommend solutions for the company.

What should you recommend? To answer, drag the appropriate solutions to the correct requirement.

Each solution may be used once, more than once, or not at all. You may need to drag the split bar between panes or scroll to view content. NOTE: Each correct selection is worth one point.

Select and Place:

Solutions	Answer Area	Requirement	Solution
Microsoft AppSource		Evaluate solutions that meet current gaps in Power BI capabilities.	Solution
Microsoft Lifecycle Services		Evaluate the services of multiple companies to identify a partner that can assist in building a proof-of-concept solution.	Solution
Microsoft Azure Marketplace			

Correct Answer:

Solutions	Answer Area	Requirement	Solution
Microsoft AppSource		Evaluate solutions that meet current gaps in Power BI capabilities.	Microsoft Lifecycle Services
		Evaluate the services of multiple companies to identify a partner that can assist in building a proof-of-concept solution.	Microsoft Azure Marketplace

Section:

Explanation:

QUESTION 9

You are creating Power BI reports.

You need to choose which filters you can use for reports.

Which three types of filters can you use? Each correct answer presents a complete solution.

NOTE: Each correct selection is worth one point.

A. drill-down

- B. automatic
- C. database
- D. manual
- E. external

Correct Answer: A, B, D

Section:

Explanation:

Reference:

<https://docs.microsoft.com/en-us/power-bi/power-bi-report-filter-types>

QUESTION 10

A manufacturing company uses Internet of Things (IoT) devices to monitor the temperature in different parts of their warehouse. The current IoT monitoring software is extremely outdated and is not user friendly. You need to view near-real time information from the IoT devices in Power BI Service dashboards. Which tool should you use?

- A. Scheduled refresh dataset
- B. Streaming dataset
- C. Content Pack dataset
- D. Power BI dataflows
- E. Quick Insights

Correct Answer: B

Section:

Explanation:

Reference: <https://docs.microsoft.com/en-us/power-bi/service-real-time-streaming> <https://powerbi.microsoft.com/en-us/blog/using-power-bi-real-time-dashboards-to-display-iot-sensor-data-a-step-by-step-tutorial/>

QUESTION 11

This question requires that you evaluate the underlined text to determine if it is correct.

You have a Power BI report with a page named RevReceived. The page shows gross revenue received by your company. You want to create an almost identical page that shows net revenue instead of gross revenue. To accomplish this task, you modify the RevReceived page.

Review the underlined text. If it makes the statement correct, "No change is needed". If the statement is incorrect, select the answer choice that makes the statement correct.

- A. No change is needed.
- B. duplicate the RevReceived page and update the duplicate copy.
- C. import the RevReceived page.
- D. copy the visuals from RevReceived to a new page.

Correct Answer: B

Section:

Explanation:

Reference: https://www.tutorialspoint.com/power_bi/power_bi_quick_guide.htm

QUESTION 12

You create a set of dashboards and reports for a project team that combines data from different sources in Power BI. Some of the data is considered sensitive. You need to distribute the dashboards and reports securely to the team.

What should you create?



- A. a custom data connector
- B. a published app
- C. a Microsoft flow
- D. a Power BI workspace

Correct Answer: B

Section:

Explanation:

Reference:

<https://docs.microsoft.com/en-us/power-bi/service-how-to-collaborate-distribute-dashboards-reports>

QUESTION 13

You are using Dynamics 365 Sales.

You need to pull data into a Power BI report for your team. The City and State columns must be combined to form one column on the report. Which function would you use? Each correct answer presents a complete solution.

NOTE: Each correct selection is worth one point.

- A. Use Power Query to merge columns.
- B. Import the data.
- C. Export data to Microsoft Excel.
- D. Create a view.

Correct Answer: A

Section:

Explanation:

Reference: <https://docs.microsoft.com/en-us/power-bi/desktop-shape-and-combine-data>



QUESTION 14

A carpet cleaning company uses Dynamics 365 Sales.

The process for entering customer information during onsite sales calls is very complicated. The company wants a simplified screen that allows salespeople to capture the customer name, phone number, and other information while speaking to the customer.

You need to recommend a solution that works on various types of mobile devices.

What should you recommend?

- A. Common Data Service
- B. Power Automate
- C. AI Builder
- D. Canvas app
- E. Power BI

Correct Answer: D

Section:

Explanation:

Reference: <https://powerapps.microsoft.com/en-us/build-powerapps/>

QUESTION 15

A company uses Dynamics 365 Supply Chain Management.

The company wants to build customer user interfaces that add additional functionality.

You need to recommend a solution for the company.

What should you recommend?

- A. Power BI
- B. Power Apps canvas apps
- C. AI Builder
- D. Microsoft Flow

Correct Answer: B

Section:

Explanation:

Microsoft Power Apps provides a consistent experience for building apps and extending Office 365 and Dynamics 365. Investments include enhancements on Unified Interface, support for embedding canvas apps in model-driven apps and native support of the Common Data Service for Apps.

Reference: <https://powerapps.microsoft.com/en-us/roadmap/>

QUESTION 16

A recent update has been made to a canvas app.

The update causes a negative impact to users. to users.

You need to roll back the app to a previous version.

What should you do?

- A. Restore the previous version of the app.
- B. Uninstall the app for all users and reinstall by using the package from a previous version..
- C. Deactivate the live app, import the previous version of the app, and then activate the app.
- D. Delete the app and create a new app based on the previous version.

Correct Answer: A

Section:

Explanation:

Restore a canvas app to a previous version in PowerApps.

Restore an app from your account

1. Open powerapps.com, and then click or tap Apps in the left navigation bar.
2. Near the right edge, click or tap the info icon for the app that you want to restore.
3. Click or tap the Versions tab, and then click or tap Restore for the version that you want to restore.
4. In the confirmation dialog box, click or tap Restore.A new version is added to your list.

Reference: <https://docs.microsoft.com/en-us/powerapps/maker/canvas-apps/restore-an-app>

QUESTION 17

What is a benefit of deploying Microsoft 365 and Dynamics 365 apps in the same tenant?

- A. You do not need to manually back up data.
- B. Both will use the same time zone.
- C. You can use Power BI to display data that comes from both environments.
- D. You can implement Single Sign-On (SSO).

Correct Answer: C

Section:

Explanation:

Reference:



<https://docs.microsoft.com/en-us/power-platform/admin/use-power-bi>

QUESTION 18

A company runs a call center to handle customer support inquiries.

The company tracks metrics including the number of incoming calls and call resolution rates. The company wants to display the metrics on a shared screen that is visible to all call center staff.

You need to recommend a visualization solution for the company.

Which Power Platform feature should you recommend?

- A. AI Builder
- B. Power Automate
- C. Power Apps
- D. Power BI

Correct Answer: D

Section:

QUESTION 19

DRAG DROP

You are creating a Power Automate flow.

You need to retrieve data from several sources including Microsoft Excel, Azure Data Lake and GitHub. What should you use? To answer, drag the appropriate components to the correct data sources. Each component may be used once, more than once, or not at all. You may need to drag the split bar between panes or scroll to view content.

Select and Place:

Components	Data source	Component
Connector	Microsoft Excel	
Expression	Azure Data Lake	
Formula	GitHub	

Correct Answer:

Answer Area		
Components	Data source	Component
<input type="text"/>	Microsoft Excel	<input type="text" value="Formula"/>
<input type="text"/>	Azure Data Lake	<input type="text" value="Connector"/>
<input type="text"/>	GitHub	<input type="text" value="Expression"/>

Section:

Explanation:

Box 1: Formula

Reading an Excel document retrieves the data from the document, allowing it to be processed and modified in flows. Read and extract data from an Excel document with the Read from Excel worksheet action.

Box 2: Connector

Azure Data Lake Store connector allows you to read and add data to an Azure Data Lake account. The Azure Data Lake connector is available for Power Automate.

Box 3: Expression

Reference: <https://docs.microsoft.com/en-us/learn/modules/pad-excel-automation/3-reading-excel-document> <https://docs.microsoft.com/en-us/connectors/azuredatalake/>

QUESTION 20

DRAG DROP

You need to build a Power Virtual Agents chatbot for a company.

Which components should you use? To answer, drag the appropriate components to the correct requirements. Each component may be used once, more than once, or not at all. You may need to drag the split bar between panes or scroll to view content.

NOTE: Each correct selection is worth one point.

Select and Place:

Answer Area		
Components	Requirement	Component
Entity	Identify keywords or questions and relate them to issues.	
Variable	Store a response that a user enters for later use.	
Trigger Phrase	Identify a specific type of information from a user response.	

Correct Answer:

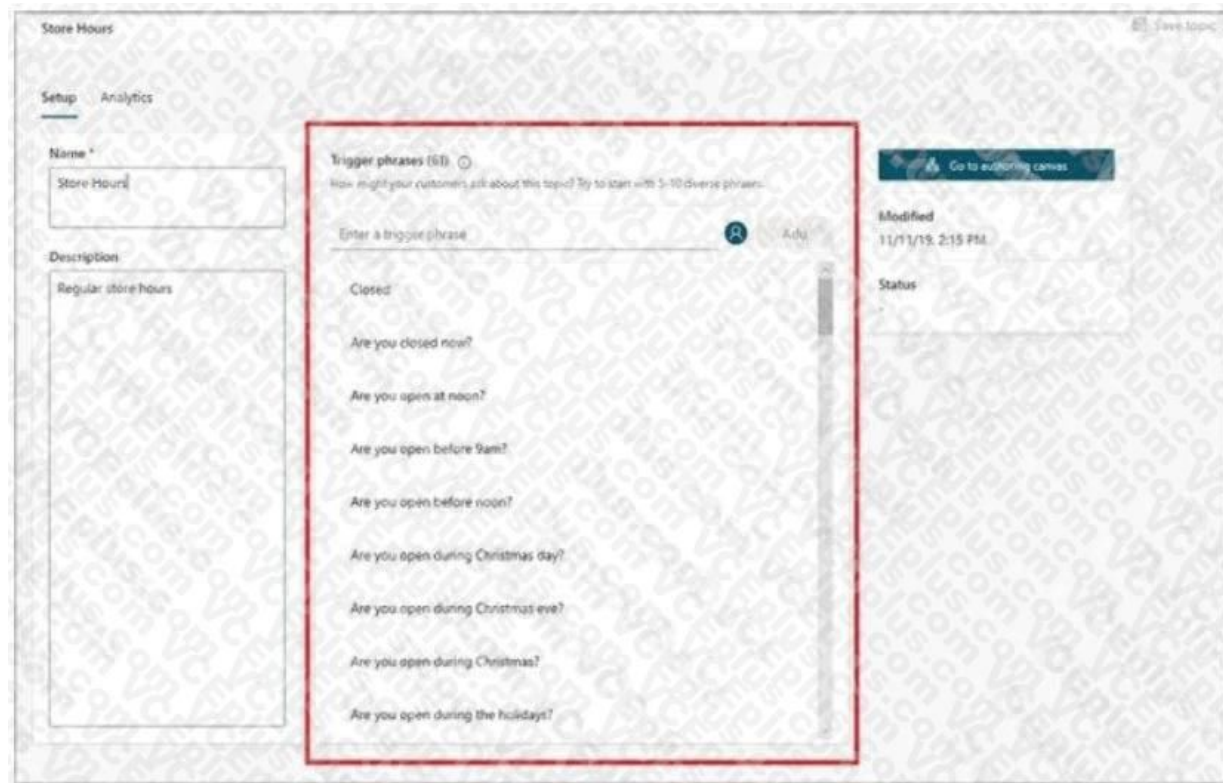
Answer Area		
Components	Requirement	Component
	Identify keywords or questions and relate them to issues.	Trigger Phrase
	Store a response that a user enters for later use.	Variable
	Identify a specific type of information from a user response.	Entity

Section:

Explanation:

Box 1: Trigger Phrase

A trigger phrase is a phrase that a customer enters in the chat window to start a conversation with the bot. Once the conversation is started, the conversation follows the path you define. You can specify more than one trigger phrase for a topic.



Box 2: Variable

Variables let you save responses from your customers in a conversation with your bot so that you can reuse them later in the conversation. Box 3: Entity

An entity can be viewed as an information unit that represents a certain type of a real-world subject, like a phone number, zip code, city, or even a person's name.

Reference:

<https://docs.microsoft.com/en-us/power-virtual-agents/authoring-create-edit-topics>

<https://docs.microsoft.com/en-us/power-virtual-agents/authoring-variables>

<https://docs.microsoft.com/en-us/power-virtual-agents/advanced-entities-slot-filling>



QUESTION 21

DRAG DROP

A team of five people plans to create Power Platform solutions for a company. Team members plan to initially use Power Platform trial instances to create solutions.

Team members have questions about how many Power Platform instances and Common Data Service databases they need.

You need to respond to the team.

How should you respond? To answer, drag the appropriate responses to the correct questions. Each response may be used once, more than once, or not at all. You may need to drag the split bar between panes or scroll to view content. NOTE: Each correct selection is worth one point.

Select and Place:

Responses	Answer Area						
One per user	<table border="1"> <thead> <tr> <th>Question</th> <th>Response</th> </tr> </thead> <tbody> <tr> <td>How many trial instances must the team create?</td> <td>Response</td> </tr> <tr> <td>How many Common Data Service databases must the team create?</td> <td>Response</td> </tr> </tbody> </table>	Question	Response	How many trial instances must the team create?	Response	How many Common Data Service databases must the team create?	Response
Question		Response					
How many trial instances must the team create?	Response						
How many Common Data Service databases must the team create?	Response						
One per tenant							
One per environment							
One per Power Platform app							

Correct Answer:

Responses	Answer Area	Question	Response
One per user		How many trial instances must the team create?	One per environment
One per tenant		How many Common Data Service databases must the team create?	One per environment
One per environment			
One per Power Platform app			

Section:

Explanation:

QUESTION 22

You create a Power Apps canvas app.

You need to ensure that your coworkers can run the app.

What should you do?

- A. Share the app.
- B. Send the URL for the app to coworkers.
- C. Publish the app.
- D. Create a Flow for the app.

Correct Answer: A

Section:

Explanation:

Reference: <https://docs.microsoft.com/en-us/powerapps/maker/canvas-apps/share-app>

QUESTION 23

A company uses Microsoft 365, Power Platform, and Dynamics 365. You do not assign permissions to any licensed users. Users are able to create and edit Power Apps canvas apps.

In which environment are users creating and editing the apps?

- A. Production
- B. Default
- C. Sandbox

Correct Answer: C

Section:

Explanation:

Reference: <https://docs.microsoft.com/en-us/power-platform/admin/environments-overview>

QUESTION 24

A company is creating a canvas app to display data from a legacy SQL Server database that is located on the company's internal network. You need to connect to the data.

What should you use?

- A. custom connector
- B. content pack
- C. data gateway



D. Power BI

Correct Answer: C

Section:

Explanation:

Reference: <https://docs.microsoft.com/en-us/powerapps/maker/canvas-apps/gateway-management>

QUESTION 25

You are creating a canvas app that uses one connector.

Which two objects are provided by the connector? Each correct answer presents a complete solution.

NOTE: Each correct selection is worth one point.

- A. customizations
- B. data sources
- C. actions
- D. tables

Correct Answer: C, D

Section:

Explanation:

Reference: <https://docs.microsoft.com/en-us/powerapps/maker/canvas-apps/connections-list>

QUESTION 26

A company uses a custom-built system to record financial data that runs on a manager's machine.

The system does not have an API. New customer details must be manually entered into the system by the manager from a central spreadsheet. The user interface of the system contains the complex business logic that is needed for the manual customer data entry process.

You need to ensure that new customer details can be entered into the system automatically by using Power Automate.

Which type of flow should you create?

- A. business process
- B. desktop
- C. automated cloud
- D. instant cloud

Correct Answer: B

Section:

QUESTION 27

A company uses Dynamics 365 Sales. Every time an opportunity is created, a Power Automate flow runs to email the opportunity to the sales manager.

The sales manager leaves the company. You disable all accounts for the sales manager.

You need to ensure that the new sales manager automatically receives email about opportunities when they are created.

What should you do?

- A. Modify the flow and ensure that the correct manager's email is listed in the From field.
- B. Modify the flow and ensure that the correct manager's email is listed in the To field.
- C. Grant the new sales manager access to the departed sales manager's inbox.
- D. Modify the flow and ensure that the flow prompts the user to type the correct email for the To field.
- E. Create a flow that automatically forwards opportunity emails to the new sales manager.

Correct Answer: B

Section:

Explanation:

Reference:

<https://www.inogic.com/blog/2020/09/power-automate-send-an-email-using-the-email-template-part-1/>

QUESTION 28

You build a custom AI Builder model and use it in Power Automate cloud flows. Users report that they are not able to use the model in their flows. You need to allow users to access the model in their flows. Which action should you perform on the model?

- A. edit
- B. share
- C. train
- D. publish

Correct Answer: C

Section:

QUESTION 29

A hotel develops a housekeeping checklist for its housekeeping staff to use when they finish cleaning a room.

The housekeeping staff must be able to use their mobile device to add a check mark for each completed task and take a picture of the prepared bed.

The results of the checklist for each room must be stored in a SharePoint list.

You need to select the Microsoft Power Platform component that fulfills the requirement.

Which component should you select?

- A. Power Pages site
- B. Power Virtual Agents Chabot
- C. Power BI report
- D. Model-driven app
- E. Canvas app



Correct Answer: E

Section:

QUESTION 30

A company uses Microsoft Power Platform.

An administrator creates a new data loss prevention (DIP) policy.

You need to identify the Microsoft Power Platform components that must be updated to comply with the policy.

Which two types of components should you identify? Each correct answer presents a complete solution.

NOTE: Each correct selection is worth one point.

- A. Power Automate cloud flows
- B. Canvas apps
- C. Power 81 reports
- D. Model-driven app5
- E. Power Pages websites

Correct Answer: C, E

Section:

QUESTION 31

You are creating a self-service solution to handle incoming sales support calls.

The solution must detect the caller's location and translate any information the caller provides from the caller's native language to English.

Which two components should you use? Each correct answer presents part of the solution.

NOTE: Each correct selection is worth one point.

- A. Power Virtual Agents
- B. Microsoft Dynamics 365 Remote Assist for mobile
- C. AI Builder Language Detection Model
- D. Microsoft Azure Cognitive Services

Correct Answer: C, D

Section:

QUESTION 32

HOTSPOT

You plan to send an email notification to a user when a new file is placed in a specific folder in OneDrive for Business.

For each of the following statements, select Yes if the statement is true. Otherwise, select No.

NOTE: Each correct selection is worth one point.

Hot Area:

Answer Area

CEplus.com

vdumps

Statement

Yes

No

You can create a flow without writing a single line of code and deploy the flow to a production environment.

You cannot add additional actions to the built-in Power Automate templates.

You can view the code that implements workflow actions and triggers without installing additional software.

Answer Area:

Statement	Yes	No
You can create a flow without writing a single line of code and deploy the flow to a production environment.	<input checked="" type="radio"/>	<input type="radio"/>
You cannot add additional actions to the built-in Power Automate templates.	<input type="radio"/>	<input checked="" type="radio"/>
You can view the code that implements workflow actions and triggers without installing additional software.	<input checked="" type="radio"/>	<input type="radio"/>

Section:

Explanation:

Reference:

<https://docs.microsoft.com/en-us/power-automate/getting-started>

<https://docs.microsoft.com/en-us/power-automate/multi-step-logic-flow>

QUESTION 33

HOTSPOT

For which scenarios can you use Power Automate?

For each of the following statements, select Yes if the statement is true. Otherwise, select No.

NOTE: Each correct selection is worth one point.



Hot Area:

Statement	Yes	No
Notify team members when a response is recorded in a form in Microsoft Forms.	<input type="radio"/>	<input type="radio"/>
When email is received, save email attachments to OneDrive for Business.	<input type="radio"/>	<input type="radio"/>
Receive notifications when negative comments about the company are posted on Twitter.	<input type="radio"/>	<input type="radio"/>

Answer Area:

Answer Area



Statement	Yes	No
Notify team members when a response is recorded in a form in Microsoft Forms.	<input checked="" type="radio"/>	<input type="radio"/>
When email is received, save email attachments to OneDrive for Business.	<input checked="" type="radio"/>	<input type="radio"/>
Receive notifications when negative comments about the company are posted on Twitter.	<input checked="" type="radio"/>	<input type="radio"/>

Section:

Explanation:

Reference:

<https://flow.microsoft.com/en-us/galleries/public/templates/b923bbd04bda11e78896d10a96d3fac3/notify-the-team-when-a-new-response-is-submitted/>

<https://flow.microsoft.com/en-us/galleries/public/templates/65ceb79430ef4956a0855fbe09249cdf/save-office-365-email-attachments-to-onedrive-for-business/>

<https://flow.microsoft.com/en-us/blog/get-notified-of-negative-posts/>

QUESTION 34

HOTSPOT

A company is using Power Automate to automate business processes.

You need to recommend triggers for Instant flows.

What trigger types should you recommend? To answer, select the appropriate options in the answer area.

NOTE: Each correct selection is worth one point.

Hot Area:



Answer Area



Requirement

Run a flow when the user presses a button in a canvas app.

Trigger type

	▼
PowerApps	
for a selected row	
manually trigger a flow	
for a selected file (OneDrive for a Business)	

Run a flow when user presses a button in the mobile Flow app.

	▼
PowerApps	
for a selected row	
manually trigger a flow	
for a selected file (SharePoint)	

Answer Area:

Answer Area



Requirement

Run a flow when the user presses a button in a canvas app.

Trigger type

	▼
PowerApps	
for a selected row	
manually trigger a flow	
for a selected file (OneDrive for a Business)	

Run a flow when user presses a button in the mobile Flow app.

	▼
PowerApps	
for a selected row	
manually trigger a flow	
for a selected file (SharePoint)	

Section:

Explanation:

Reference:

<https://docs.microsoft.com/en-us/powerapps/maker/canvas-apps/using-logic-flows>

<https://www.o365dude.com/2017/07/15/flow-buttons-the-hidden-gem-of-microsoft-flow/>

QUESTION 35

HOTSPOT

You create reports within Power BI to report on the status of a project. A manager asks you to share the reports with other team members. You decide to create a published app and set permissions to allow other team members to view the reports.

For each of the following statements, select Yes if the statement is true. Otherwise, select No.

NOTE: Each correct selection is worth one point.

Hot Area:

Answer Area

Statement	Yes	No
The Power BI published app is stored within the Team site so that others can install it.	<input type="checkbox"/>	<input type="checkbox"/>
One of the other project managers installs and modifies a dashboard within the Power BI published app. The changes are automatically made into the original published app.	<input type="checkbox"/>	<input type="checkbox"/>

Answer Area:

Answer Area

Statement	Yes	No
The Power BI published app is stored within the Team site so that others can install it.	<input checked="" type="checkbox"/>	<input type="checkbox"/>
One of the other project managers installs and modifies a dashboard within the Power BI published app. The changes are automatically made into the original published app.	<input type="checkbox"/>	<input checked="" type="checkbox"/>

Section:

Explanation:

Reference:

<https://docs.microsoft.com/en-us/power-bi/collaborate-share/service-create-distribute-apps>

QUESTION 36

HOTSPOT

You create a canvas app by using the Generate from data feature. The app connects to a Microsoft SharePoint list.

For each of the following statements, select Yes if the statement is true. Otherwise, select No.

NOTE: Each correct selection is worth one point.

Hot Area:

Answer Area

Statement	Yes	No
A screen is generated that contains a browsable list of SharePoint list items.	<input type="checkbox"/>	<input type="checkbox"/>
A screen is generated that allows users to update SharePoint list items.	<input type="checkbox"/>	<input type="checkbox"/>

Answer Area:

Answer Area

Statement	Yes	No
A screen is generated that contains a browsable list of SharePoint list items.	<input checked="" type="checkbox"/>	<input type="checkbox"/>
A screen is generated that allows users to update SharePoint list items.	<input checked="" type="checkbox"/>	<input type="checkbox"/>

Section:

Explanation:

Reference:

<https://docs.microsoft.com/en-us/powerapps/maker/canvas-apps/app-from-sharepoint>

QUESTION 37

HOTSPOT

A software company plans to use Power Automate.

For each of the following statements, select Yes if the statement is true. Otherwise, select No.

NOTE: Each correct selection is worth one point.

Hot Area:

Statement	Yes	No
You must certify custom connectors before users in other departments within your organization can use the connectors.	<input type="radio"/>	<input type="radio"/>
You must use Microsoft Azure API apps to create a public custom connector.	<input type="radio"/>	<input type="radio"/>

Answer Area:

Statement	Yes	No
You must certify custom connectors before users in other departments within your organization can use the connectors.	<input type="radio"/>	<input checked="" type="radio"/>
You must use Microsoft Azure API apps to create a public custom connector.	<input checked="" type="radio"/>	<input type="radio"/>

Section:

Explanation:

Reference:

<https://docs.microsoft.com/en-us/connectors/custom-connectors/share>

QUESTION 38

HOTSPOT

A company publishes e-books for independent authors.

The company wants to implement a Power Apps portal solution to make announcements about upcoming books to the general public.

You need to recommend features for the company.

Which features should you use? To answer, select the appropriate options in the answer area.

NOTE: Each correct selection is worth one point.

Hot Area:

Answer Area

Requirement

Ensure that book authors can securely access their data.

Ensure consistent page design across the website.

Ensure that the public can access announcements about upcoming books.

Action

- Authenticate external users.
- Access data in Common Data Service.
- Browse content anonymously.
- Customize layouts.

- Authenticate external users.
- Access data in Common Data Service.
- Use page templates.
- Browse content anonymously.

- Authenticate external users.
- Use page templates.
- Browse content anonymously.



Action

- Authenticate external users.
- Access data in Common Data Service.
- Browse content anonymously.
- Customize layouts.

- Authenticate external users.
- Access data in Common Data Service.
- Use page templates.
- Browse content anonymously.

- Authenticate external users.
- Use page templates.
- Browse content anonymously.

Answer Area:

Answer Area

Requirement

Ensure that book authors can securely access their data.

Ensure consistent page design across the website.

Ensure that the public can access announcements about upcoming books.

Section:

Explanation:

Reference:

<https://www.onactuate.com/upgrades/what-is-the-new-powerapps-portal/>

<https://docs.microsoft.com/en-us/powerapps/maker/portals/configure/page-templates>

QUESTION 39

HOTSPOT

A company plans to implement Power Apps.

For each of the following statements, select Yes if the statement is true. Otherwise, select No.

NOTE: Each correct selection is worth one point.

Hot Area:

Answer Area

Statement

Yes

No

Building Power Apps apps requires proficiency in JavaScript programming.

You must select one of the app templates to create an app.

Answer Area:

Answer Area

Statement

Yes

No

Building Power Apps apps requires proficiency in JavaScript programming.

You must select one of the app templates to create an app.

Section:

Explanation:

Reference:

<https://docs.microsoft.com/en-us/powerapps/maker/>

QUESTION 40

HOTSPOT

You are creating a Power Virtual Agents chatbot for a company.

Which component types should you use for each scenario? To answer, select the appropriate options in the answer area.

NOTE: Each correct selection is worth one point.

Hot Area:
Answer Area

Scenario

The chatbot needs to capture of the user id for authentication.

Component type

	▼
Topic	
Entity	
Action	

A customer asks a question that needs to be handed off to a live Customer Support representative.

	▼
Topic	
Entity	
Action	

Answer Area:
Answer Area

Scenario

The chatbot needs to capture of the user id for authentication.

Component type

	▼
Topic	
Entity	
Action	

A customer asks a question that needs to be handed off to a live Customer Support representative.

	▼
Topic	
Entity	
Action	



Section:
Explanation:
Reference:
<https://docs.microsoft.com/en-us/power-virtual-agents/fundamentals-what-is-power-virtual-agents>
<https://www.c-sharpcorner.com/article/get-started-with-bot-development-with-microsoft-power-virtual-agent-step-by-st/>

QUESTION 41
HOTSPOT
You are developing a Power Virtual Agents chatbot for a company.
For each of the following statements, select Yes if the statement is true. Otherwise, select No.
NOTE: Each correct selection is worth one point.

Hot Area:

Answer Area

Statement	Yes	No
You must create a topic to specify how a chatbot responds to a user.	<input type="radio"/>	<input type="radio"/>
You can use prebuilt entities or custom defined entities.	<input type="radio"/>	<input type="radio"/>

Answer Area:

Answer Area

Statement	Yes	No
You must create a topic to specify how a chatbot responds to a user.	<input checked="" type="radio"/>	<input type="radio"/>
You can use prebuilt entities or custom defined entities.	<input checked="" type="radio"/>	<input type="radio"/>

Section:

Explanation:

Reference:

<https://docs.microsoft.com/en-us/power-virtual-agents/authoring-fundamentals>

<https://docs.microsoft.com/en-us/power-virtual-agents/advanced-entities-slot-filling>

QUESTION 42

HOTSPOT

An organization plans to create Power Platform solutions and is evaluating Microsoft Dataverse.

Instructions: For each of the following statements, select Yes if the statement is true. Otherwise, select No. NOTE: Each correct selection is worth one point.

Hot Area:

Answer Area

	Yes	No
Virtual table data is stored in Microsoft Dataverse.	<input type="radio"/>	<input type="radio"/>
Columns are used in forms and views.	<input type="radio"/>	<input type="radio"/>

Answer Area:

Answer Area

	Yes	No
Virtual table data is stored in Microsoft Dataverse.	<input type="radio"/>	<input checked="" type="radio"/>
Columns are used in forms and views.	<input checked="" type="radio"/>	<input type="radio"/>

Section:

Explanation:

Box 1: No

A virtual table is a definition of a table in the Dataverse platform without the associated physical tables for table instances created in the Dataverse database. Instead during runtime, when a table instance is required, its state is dynamically retrieved from the associated external system.

Box 2: Yes

Columns in forms: In the form designer, drag any columns from the Columns Explorer into the section on the form.

Reference:

<https://docs.microsoft.com/en-us/powerapps/developer/data-platform/virtual-entities/get-started-ve>

QUESTION 43

HOTSPOT

Instructions: For each of the following statements, select Yes if the statement is true. Otherwise, select No. NOTE: Each correct selection is worth one point.

Hot Area:

Answer Area

	Yes	No
Managed solutions can be used to group multiple Power Platform components together during solution development.	<input type="radio"/>	<input type="radio"/>
Managed solutions must be used to distribute a Power Platform application on AppSource.	<input type="radio"/>	<input type="radio"/>
Managed solutions always protect Power Platform components from editing when components are exported to another environment.	<input type="radio"/>	<input type="radio"/>

Answer Area:

Answer Area



	Yes	No
Managed solutions can be used to group multiple Power Platform components together during solution development.	<input checked="" type="radio"/>	<input type="radio"/>
Managed solutions must be used to distribute a Power Platform application on AppSource.	<input type="radio"/>	<input checked="" type="radio"/>
Managed solutions always protect Power Platform components from editing when components are exported to another environment.	<input checked="" type="radio"/>	<input type="radio"/>

Section:

Explanation:

Box 1: Yes

Managed solutions are used to deploy to any environment that isn't a development environment for that solution. Box 2: No

Unmanaged solutions can be exported either as unmanaged or managed.

Box 3: Yes

You can't edit components directly within a managed solution. To edit managed components, first add them to an unmanaged solution.

Reference:

<https://docs.microsoft.com/en-us/power-platform/alm/solution-concepts-alm>

QUESTION 44

HOTSPOT

You are learning about Power Apps and how to use triggers.

Which objects should you use? To answer, select the appropriate options in the answer area.

NOTE: Each correct selection is worth one point.

Hot Area:

Statement	Component
When a condition is met, Power Apps app can trigger a	<input type="checkbox"/> connector. <input type="checkbox"/> Power Automate flow. <input type="checkbox"/> gateway. <input type="checkbox"/> solution.
Actions and triggers are properties of a	<input type="checkbox"/> connector. <input type="checkbox"/> gateway. <input type="checkbox"/> solution.

Answer Area:

Statement	Component
When a condition is met, Power Apps app can trigger a	<div style="border: 1px solid gray; padding: 2px;"> <div style="background-color: #ccc; padding: 2px; display: flex; justify-content: space-between; align-items: center;">▼</div> <div style="padding: 2px;">connector.</div> <div style="padding: 2px;">Power Automate flow.</div> <div style="padding: 2px;">gateway.</div> <div style="padding: 2px;">solution.</div> </div>
Actions and triggers are properties of a	<div style="border: 1px solid gray; padding: 2px;"> <div style="background-color: #ccc; padding: 2px; display: flex; justify-content: space-between; align-items: center;">▼</div> <div style="padding: 2px;">connector.</div> <div style="padding: 2px;">gateway.</div> <div style="padding: 2px;">solution.</div> </div>

Section:

Explanation:

Box 1: connector

A connection is a proxy or a wrapper around an API that allows the underlying service to talk to Microsoft Power Automate, Microsoft Power Apps, and Azure Logic Apps. It provides a way for users to connect their accounts and use a set of pre-built actions and triggers to build their apps and workflows.

Power Automate offers connectors (apps/services like SharePoint, Outlook, /.) and most connectors offer prebuilt triggers that you can use to start your flows. Box 2: solution

If you're creating an action to include as part of a solution that will be distributed, create it in the context of the solution. Go to Settings > Solutions and locate the unmanaged solution that this action will be part of.

Reference: <https://docs.microsoft.com/en-us/connectors/connectors> <https://docs.microsoft.com/en-us/powerapps/maker/data-platform/configure-actions>

QUESTION 45

HOTSPOT

For each of the following statements, select Yes if the statement is true. Otherwise, select No.

NOTE: Each correct selection is worth one point.

Hot Area:

Answer Area

Statement	Yes	No
You can embed a canvas app in a Microsoft Forms form to collect user feedback.	<input type="radio"/>	<input type="radio"/>
You can embed a canvas app within a Microsoft Excel worksheet to allow users to interact with data in a structured way.	<input type="radio"/>	<input type="radio"/>
You can embed a canvas app within a Power Platform model-driven app.	<input type="radio"/>	<input type="radio"/>

Answer Area:

Answer Area

Statement	Yes	No
You can embed a canvas app in a Microsoft Forms form to collect user feedback.	<input checked="" type="radio"/>	<input type="radio"/>
You can embed a canvas app within a Microsoft Excel worksheet to allow users to interact with data in a structured way.	<input type="radio"/>	<input checked="" type="radio"/>
You can embed a canvas app within a Power Platform model-driven app.	<input checked="" type="radio"/>	<input type="radio"/>

Section:

Explanation:

Box 1: Yes

With embedded canvas apps, makers can bring the power of canvas apps to their model-driven forms. Using embedded canvas apps, it is possible to create rich visual areas on a form and display data from a variety of sources right next to data from Microsoft Dataverse.

Box 2: No Box 3: Yes

Reference:

<https://docs.microsoft.com/en-us/powerapps/maker/model-driven-apps/embed-canvas-app-in-form>

QUESTION 46

HOTSPOT

Instructions: For each of the following statements, select Yes if the statement is true. Otherwise, select No. NOTE: Each correct selection is worth one point.

Hot Area:

Answer Area

	Yes	No
You can customize buttons and menu items in canvas apps but cannot reorder the screens.	<input type="radio"/>	<input type="radio"/>
You can add sections to your canvas app forms at any time. Screens can only be added when the canvas app is created.	<input type="radio"/>	<input type="radio"/>
You can edit buttons in a Power Apps app only by using a third-party application.	<input type="radio"/>	<input type="radio"/>

Answer Area:

Answer Area

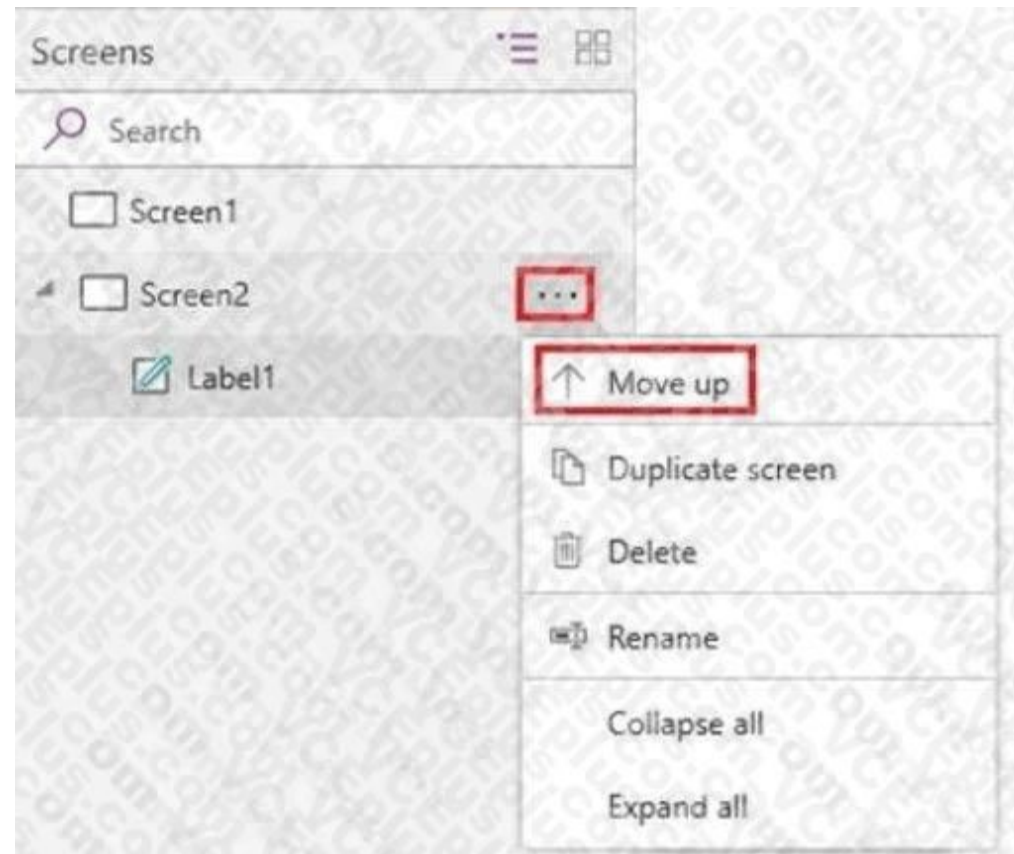
	Yes	No
You can customize buttons and menu items in canvas apps but cannot reorder the screens.	<input type="radio"/>	<input checked="" type="radio"/>
You can add sections to your canvas app forms at any time. Screens can only be added when the canvas app is created.	<input type="radio"/>	<input checked="" type="radio"/>
You can edit buttons in a Power Apps app only by using a third-party application.	<input type="radio"/>	<input checked="" type="radio"/>

Section:

Explanation:

Box 1: No

You can reorder screens.



In the left navigation bar, hover over a screen that you want to move up or down, select the ellipsis button that appears, and then select Move up or Move down. Box 2: No
You can add screens to the app after it has been created.

Box 3: No

For example, you can change a button's shape. By default, Power Apps creates a rectangular Button control with rounded corners. You can make basic modifications to the shape of a Button control by setting its Height, Width, and Radius properties.

Reference: <https://docs.microsoft.com/en-us/powerapps/maker/canvas-apps/add-screen-context-variables> <https://docs.microsoft.com/en-us/powerapps/maker/canvas-apps/controls/control-button>

QUESTION 47

HOTSPOT

A company plans to build solutions by using Power Platform technologies.

For each of the following statements, select Yes if the statement is true. Otherwise, select No.

NOTE: Each correct selection is worth one point.

Hot Area:

Answer Area

Statement	Yes	No
Power Virtual Agents chat data is saved unless it is deleted by the customer after a chat session.	<input type="radio"/>	<input type="radio"/>
Power Automate flows operate with administrative privileges at all times.	<input type="radio"/>	<input type="radio"/>

Answer Area:

Answer Area

Statement	Yes	No
Power Virtual Agents chat data is saved unless it is deleted by the customer after a chat session.	<input checked="" type="radio"/>	<input type="radio"/>
Power Automate flows operate with administrative privileges at all times.	<input type="radio"/>	<input checked="" type="radio"/>

Section:

Explanation:

Box 1: Yes

By default, you can download up to seven days of bot conversation transcript sessions from the past 30 days directly from the Power Virtual Agents portal. Box 2: No

You can set the permissions for a Flow.

Reference:

<https://docs.microsoft.com/en-us/power-virtual-agents/analytics-sessions> <https://docs.microsoft.com/en-us/connectors/microsoftflowforadmins>

QUESTION 48

You create a business rule on contact entity to enforce the requirement that users must enter either a telephone number, fax number, or an email when creating a new record. The company decides to remove fax number from the condition.

You need to update the business rule.

What are two ways of achieving the goal? Each correct answer presents a complete solution.

NOTE: Each correct selection is worth one point.

- A. Save a copy of the rule and change the condition. Deactivate and delete the original rule.
- B. Deactivate the business rule and change the condition.
- C. Take a snapshot of the business rule and change the condition.
- D. Change the condition and activate the change.

Correct Answer: A, D

Section:

Explanation:

Reference: <https://docs.microsoft.com/en-us/powerapps/maker/canvas-apps/working-with-rules>

QUESTION 49

A coworker is creating an app in Power Apps and needs to automatically synchronize data from an external source. The coworker is unable to locate a suitable Microsoft approved connector template in AppSource. You need to recommend a solution for the coworker.

What should you recommend?

- A. Create a custom connector.
- B. Ask the outside source to send you the data once a week.
- C. Use Power Automate to connect to the database.
- D. Open a ticket with Microsoft and request a new connector.
- E. Use Microsoft Azure Service Bus.

Correct Answer: A

Section:

Explanation:

There are 250 + predefined connectors that you can use in your PowerApps and in your Microsoft Flows. If you do not find any that suits your needs you have the possibility to create a Custom Connector. Note: A Custom Connector is a wrapper around a REST API (Logic Apps also supports SOAP APIs) that allows Logic Apps, Microsoft Flow, or PowerApps to communicate with that REST or SOAP API.

Reference: <https://carinaclaesson.com/2019/09/06/setting-up-a-custom-connector-from-an-openapi-file-and-utilizing-it-in-powerapps-and-flow/>

QUESTION 50

A toy company creates a text classification model in AI Builder to monitor customer feedback for specific key words. When negative feedback is received for a toy, the company wants to proactively perform engineering reviews for the toy and schedule additional training sessions for workers who produce the toy. What are two possible ways to achieve the goal? Each correct answer presents a complete solution.

NOTE: Each correct selection is worth one point.

- A. Create a canvas app.
- B. Implement the Virtual Agent.
- C. Build a Power Automate flow.
- D. Use the Common Data Model.

Correct Answer: A, C

Section:

Explanation:

A (not D): AI Builder comes with:

A ready-to-use business card reader available in canvas as well as in model-driven apps.

Business card reader (Canvas)

Business card reader (Model-driven)

Additional canvas components to leverage your AI Builder form processing or object detection models canvas apps. C: Use the results from your AI model across Power Platform to create end-to-end solutions that meet your business needs, even if you have no coding skills. For example, create a flow that automates document processing in Power Automate, or an app created with PowerApps that predicts whether a supplier will be out of compliance.

Reference:

<https://docs.microsoft.com/en-us/ai-builder/use-in-powerapps-overview>

QUESTION 51

A company is evaluating ways that they can implement AI Builder.

For which two scenarios can you use AI Builder? Each correct selection presents a complete solution.

NOTE: Each correct selection is worth one point.

- A. Send emails to all AI users who subscribe to a service.
- B. Synchronize data from an external database.
- C. Collect data from several data sources and display a dashboard that shows trending data.
- D. Interpret images and perform an action based on the image.
- E. Detect patterns in data and predict outcomes

Correct Answer: D, E

Section:

Explanation:

Reference:

<https://powerapps.microsoft.com/en-us/blog/introducing-ai-builder-for-powerplatform/>

QUESTION 52

A company plans to use AI Builder to help improve business performance.

You need to determine which AI Models are available for use.

Which three types of models can you use? Each correct answer presents a complete solution.

NOTE: Each correct selection is worth one point.

- A. linear regression
- B. prediction
- C. object detection
- D. anomaly detection
- E. text classification

Correct Answer: B, C, E

Section:

Explanation:

Reference:

<https://docs.microsoft.com/en-us/ai-builder/model-types>

QUESTION 53

HOTSPOT

A company uses Microsoft Power Platform to connect to multiple data sources and manage business data.

The low-code components in Microsoft Power Platform must be able to create and update data in these data sources.

You need to access the required data by using Microsoft Power Platform components.

Which component should you use for each requirement? To answer, select the appropriate options in the answer area.

NOTE: Each correct selection is worth one point.

Hot Area:



Answer Area

Requirement

Update data in an API hosted in Azure.

Component

- Custom connector
- Custom connector**
- Microsoft Dataverse
- Power Query

Update files in SharePoint document library folders.

- Power Query
- Microsoft Teams connector
- Microsoft Dataverse
- Power Query**
- Standard connector

Ingest and transform data into Microsoft Dataverse by using dataflows.

- Microsoft Dataverse
- Microsoft Dataverse**
- Power Query
- Standard connector

Answer Area:

Answer Area



Requirement

Update data in an API hosted in Azure.

Component

- Custom connector
- Custom connector**
- Microsoft Dataverse
- Power Query

Update files in SharePoint document library folders.

- Power Query
- Microsoft Teams connector
- Microsoft Dataverse
- Power Query**
- Standard connector

Ingest and transform data into Microsoft Dataverse by using dataflows.

- Microsoft Dataverse
- Microsoft Dataverse**
- Power Query
- Standard connector

Section:

Explanation:

QUESTION 54

HOTSPOT

Institutions: For each of the following statements, select Yes if the statement is true. Otherwise, select No.

NOTE: Each correct selection is worth one point.

Hot Area:

Answer Area

Statements	Yes	No
A Microsoft Power Platform environment must contain a Microsoft Dataverse database.	<input type="radio"/>	<input type="radio"/>
An app created in an environment can only connect to the data sources that are deployed in the same environment.	<input type="radio"/>	<input type="radio"/>
Microsoft Dataverse for Teams environments are automatically created for all members of the team when you create a Microsoft Power Platform app in Microsoft Teams.	<input type="radio"/>	<input type="radio"/>

Answer Area:

Answer Area

Statements	Yes	No
A Microsoft Power Platform environment must contain a Microsoft Dataverse database.	<input type="radio"/>	<input checked="" type="radio"/>
An app created in an environment can only connect to the data sources that are deployed in the same environment.	<input checked="" type="radio"/>	<input type="radio"/>
Microsoft Dataverse for Teams environments are automatically created for all members of the team when you create a Microsoft Power Platform app in Microsoft Teams.	<input type="radio"/>	<input checked="" type="radio"/>

Section:

Explanation:

QUESTION 55

HOTSPOT

You are creating a model-driven app.

Instructions: For each of the following statements, select Yes if the statement is true. Otherwise, select No.

NOTE: Each correct selection is worth one point.

Hot Area:

Answer Area

	Yes	No
To add entities to an app, entities are dragged onto the app canvas from the components area.	<input type="radio"/>	<input type="radio"/>
View definition is created in the component area of the app designer.	<input type="radio"/>	<input type="radio"/>
You must save, validate, and publish your app for others to see the changes.	<input type="radio"/>	<input type="radio"/>

Answer Area:

Answer Area

	Yes	No
To add entities to an app, entities are dragged onto the app canvas from the components area.	<input type="radio"/>	<input checked="" type="radio"/>
View definition is created in the component area of the app designer.	<input checked="" type="radio"/>	<input type="radio"/>
You must save, validate, and publish your app for others to see the changes.	<input checked="" type="radio"/>	<input type="radio"/>

Section:

Explanation:

QUESTION 56

HOTSPOT

You build solutions based on Microsoft Power Platform.

You want to generate predictions in Power Automate cloud flows by using machine learning (ML) models.

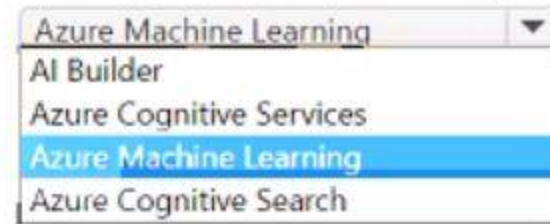
You need to choose how to build and train the ML models to perform predictions.

Select the answer that correctly completes the sentence.

Hot Area:

Answer Area

Building and training no-code ML models for use with Microsoft Power Platform flows is performed by using

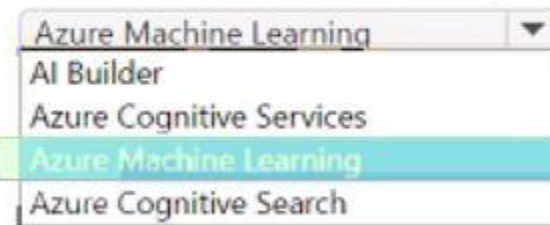


A screenshot of a dropdown menu. The menu is open, showing four options: 'Azure Machine Learning', 'AI Builder', 'Azure Cognitive Services', and 'Azure Cognitive Search'. The 'Azure Machine Learning' option is highlighted with a blue background.

Answer Area:

Answer Area

Building and training no-code ML models for use with Microsoft Power Platform flows is performed by using



A screenshot of a dropdown menu, identical to the one above. The 'Azure Machine Learning' option is highlighted with a light blue background.

Section:

Explanation:

QUESTION 57

HOTSPOT

An environmental agency creates tables named Specimen and Species in Microsoft Dataverse to record specimens that are collected on nature walks as well as their species. Some of the columns of the Specimen table are shown in the following image:



Power Apps | Search | Environment: 14v36 (default)

Tables > Specimen > Columns

Display name	Name	Data type	Managed	Customizable	Required	Searchable
Created By	CreatedBy	Lookup	No	Yes	No	Yes
Created By (Delegate)	CreatedOnBehalfBy	Lookup	No	Yes	No	Yes
Created On	CreatedOn	Date and time	No	Yes	No	Yes
Import Sequence Number	ImportSequenceNumber	Whole number	No	Yes	No	Yes
Modified By	ModifiedBy	Lookup	No	Yes	No	Yes
Modified By (Delegate)	ModifiedOnBehalfBy	Lookup	No	Yes	No	Yes
Modified On	ModifiedOn	Date and time	No	Yes	No	Yes
Name <small>Primary name column</small>	cr2e0_Name	Single line of text	No	Yes	Yes	Yes
Owner	OwnerId	Owner	No	Yes	Yes	Yes
Owning Business Unit	OwningBusinessUnit	Lookup	No	Yes	No	Yes
Owning Team	OwningTeam	Lookup	No	Yes	No	No
Owning User	OwningUser	Lookup	No	Yes	No	No
Record Created On	OverriddenCreatedOn	Date and time	No	Yes	No	Yes
Species	cr2e0_Species	Lookup	No	Yes	No	Yes
Specimen	cr2e0_SpecimenId	Unique identifier	No	Yes	Yes	Yes

For each of the following statements, select Yes if the statement is true. Otherwise, select No.
 NOTE: Each correct selection is worth one point.

Hot Area:
 Answer Area

Statements	Yes	No
Many specimens can be associated with a given species.	<input type="radio"/>	<input type="radio"/>
The Specimen table is organization owned.	<input type="radio"/>	<input type="radio"/>
The Name column is the primary key of the Specimen table.	<input type="radio"/>	<input type="radio"/>

Answer Area:

Answer Area

Statements

Many specimens can be associated with a given species.

Yes

No

The Specimen table is organization owned.

The Name column is the primary key of the Specimen table.

Section:

Explanation:

QUESTION 58

HOTSPOT

A company plans to use Power BI to visualize data.

Instructions: For each of the following statements, select Yes if the statement is true. Otherwise, select No.

NOTE: Each correct selection is worth one point.

Hot Area:

Answer Area

Power BI allows users to create and consume visualizations in one view by using data from several different sources.

Yes

No

Power Platform uses Microsoft SQL Server databases to securely store and manage data used by business applications.

Answer Area:

Answer Area

Power BI allows users to create and consume visualizations in one view by using data from several different sources.

Yes

No

Power Platform uses Microsoft SQL Server databases to securely store and manage data used by business applications.

Section:

Explanation:

QUESTION 59

HOTSPOT

A company plans to create Power Platform apps that use industry-standard and proprietary data sources.

For each of the following statements, select Yes if the statement is true. Otherwise, select No.

NOTE: Each correct selection is worth one point.

Hot Area:

Answer Area

Statement	Yes	No
Custom connectors can be used if a standard connector for the service is available.	<input type="radio"/>	<input type="radio"/>
Custom connectors are supported in instant flows only.	<input type="radio"/>	<input type="radio"/>
Standard and custom connectors can be mixed within the same flow or app.	<input type="radio"/>	<input type="radio"/>

Answer Area:

Answer Area

Statement	Yes	No
Custom connectors can be used if a standard connector for the service is available.	<input checked="" type="radio"/>	<input type="radio"/>
Custom connectors are supported in instant flows only.	<input type="radio"/>	<input checked="" type="radio"/>
Standard and custom connectors can be mixed within the same flow or app.	<input checked="" type="radio"/>	<input type="radio"/>

Section:

Explanation:

QUESTION 60

HOTSPOT

Your company has created a Power Virtual Agents chatbot to assist employees with common questions such as checking their vacation balances, office opening hours, and travel expense policies.

For each of the following statements, select Yes if the statement is true. Otherwise, select No.

NOTE: Each correct selection is worth one point.

Hot Area:

Power Virtual Agents capabilities

Statements

To retrieve the user's vacation balance, the bot can use an action.

Yes

No

Topics are components the bot can recognize in user dialog, such as the name of a particular office.

A user needs to enter an exact trigger phrase for the bot to respond with appropriate information.

Answer Area:

Power Virtual Agents capabilities

Statements

To retrieve the user's vacation balance, the bot can use an action.

Yes

No

Topics are components the bot can recognize in user dialog, such as the name of a particular office.

A user needs to enter an exact trigger phrase for the bot to respond with appropriate information.

Section:

Explanation:

QUESTION 61

HOTSPOT

Instructions: For each of the following statements, select Yes if the statement is true. Otherwise, select No.

NOTE: Each correct selection is worth one point.

Hot Area:

Answer Area

	Yes	No
The date and time are the triggers for a scheduled cloud flow.	<input type="radio"/>	<input type="radio"/>
Cloud flows must be exported to a Microsoft Excel file to copy them to another environment.	<input type="radio"/>	<input type="radio"/>
Users must create desktop flows to share them without being an administrator.	<input type="radio"/>	<input type="radio"/>

Answer Area:

Answer Area

	Yes	No
The date and time are the triggers for a scheduled cloud flow.	<input type="radio"/>	<input checked="" type="radio"/>
Cloud flows must be exported to a Microsoft Excel file to copy them to another environment.	<input type="radio"/>	<input checked="" type="radio"/>
Users must create desktop flows to share them without being an administrator.	<input type="radio"/>	<input checked="" type="radio"/>

Section:

Explanation:

QUESTION 62

HOTSPOT

You are creating a Power Apps app. You want to ensure that the app can be used by individuals who have a vision impairment. For each of the following statements, select Yes if the statement is true. Otherwise, select No.

NOTE: Each correct selection is worth one point.

Hot Area:

Answer Area

Statement	Yes	No
Power Apps can use a screen reader without the need for a connector.	<input type="radio"/>	<input type="radio"/>
You can use an accessibility checker for Power Apps apps to check for accessibility violations and provide user interface tips.	<input type="radio"/>	<input type="radio"/>

Answer Area:

Answer Area

Statement	Yes	No
Power Apps can use a screen reader without the need for a connector.	<input type="radio"/>	<input checked="" type="radio"/>
You can use an accessibility checker for Power Apps apps to check for accessibility violations and provide user interface tips.	<input checked="" type="radio"/>	<input type="radio"/>

Section:

Explanation:

QUESTION 63

HOTSPOT

Instructions: For each of the following statements, select Yes if the statement is true. Otherwise, select No.

NOTE: Each correct selection is worth one point.

Hot Area:

Answer Area

Statements	Yes	No
You can connect to external resources with Power BI Desktop but not with the Power BI service.	<input type="radio"/>	<input type="radio"/>
You can build and edit Power BI reports by using Power BI Desktop or the Power BI service.	<input type="radio"/>	<input type="radio"/>
The only way to distribute a Power BI Desktop report is by sending the PBIX file to others.	<input type="radio"/>	<input type="radio"/>

Answer Area:

Answer Area

Statements	Yes	No
You can connect to external resources with Power BI Desktop but not with the Power BI service.	<input checked="" type="radio"/>	<input type="radio"/>
You can build and edit Power BI reports by using Power BI Desktop or the Power BI service.	<input checked="" type="radio"/>	<input type="radio"/>
The only way to distribute a Power BI Desktop report is by sending the PBIX file to others.	<input type="radio"/>	<input checked="" type="radio"/>

Section:

Explanation:

QUESTION 64

HOTSPOT

You are creating a Power Automate approval flow.

Instructions: For each of the following statements, select Yes if the statement is true. Otherwise, select No.

NOTE: Each correct selection is worth one point.

Hot Area:

Answer Area

Statements	Yes	No
The addition of an expense report to a Microsoft OneDrive folder can initiate an approval flow.	<input type="radio"/>	<input type="radio"/>
Approvals must follow a sequential order of approval.	<input type="radio"/>	<input type="radio"/>

Answer Area:

Answer Area

Statements	Yes	No
The addition of an expense report to a Microsoft OneDrive folder can initiate an approval flow.	<input checked="" type="radio"/>	<input type="radio"/>
Approvals must follow a sequential order of approval.	<input type="radio"/>	<input checked="" type="radio"/>

Section:

Explanation:

Box 1: Yes

Box 2: No

Parallel approvals, integrated approvals, and unanimous approvals are also allowed.

Reference:

<https://docs.microsoft.com/en-us/power-automate/modern-approvals>

<https://docs.microsoft.com/en-us/power-automate/create-approval-response-options>

QUESTION 65

HOTSPOT

You create a Power Virtual Agents chatbot for use with Microsoft Teams. You are testing the chatbot.

Testers report the following issues:

Changes that you make to the chatbot are not seen by testers.

When users enter the word refund the chatbot must ask the user the product for which they would like a refund. The chatbot does not ask the user for product information.

You need to determine what needs to be done to fix the issues.

What should you do? To answer, select the appropriate options in the answer area.

NOTE: Each correct selection is worth one point.

Hot Area:

Answer Area

Missing changes

- Create a new chatbot.
- Publish the chatbot.
- Save the topic.
- Share the chatbot.

Refund responses are not working as expected.

- Change security.
- Create a refund topic.
- Create a refund chatbot.

Answer Area:

Answer Area

Missing changes

- Create a new chatbot.
- Publish the chatbot.
- Save the topic.
- Share the chatbot.

Refund responses are not working as expected.

- Change security.
- Create a refund topic.
- Create a refund chatbot.



Section:

Explanation:

Reference:

<https://docs.microsoft.com/en-us/power-virtual-agents/publication-fundamentals-publish-channels>

QUESTION 66

HOTSPOT

You are planning to use the Business Card Reader and Sentiment Analysis prebuilt AI models to build solutions. For each of the following statements, select Yes if the statement is true. Otherwise, select No.

NOTE: Each correct selection is worth one point.

Hot Area:

Statement	Yes	No
The Business Card Reader model can be used with both Power Automate and Power Apps.	<input type="checkbox"/>	<input type="checkbox"/>
The Sentiment Analysis model can be used Power Automate only.	<input type="checkbox"/>	<input type="checkbox"/>

Answer Area:

Statement	Yes	No
The Business Card Reader model can be used with both Power Automate and Power Apps.	<input checked="" type="checkbox"/>	<input type="checkbox"/>
The Sentiment Analysis model can be used Power Automate only.	<input checked="" type="checkbox"/>	<input type="checkbox"/>

Section:

Explanation:

Reference:

<https://docs.microsoft.com/en-us/ai-builder/business-card-reader-component-model-driven>

<https://docs.microsoft.com/en-us/ai-builder/flow-business-card-reader>

<https://docs.microsoft.com/en-us/ai-builder/flow-sentiment-analysis>

QUESTION 67

HOTSPOT

For each of the following statements, select Yes if the statement is true. Otherwise, select No.

NOTE: Each correct selection is worth one point.

Hot Area:

Answer Area	Statement	Yes	No
	Power Apps apps can run only mobile devices.	<input type="checkbox"/>	<input type="checkbox"/>
	Power Apps can run only with Dynamic 365 products.	<input type="checkbox"/>	<input type="checkbox"/>
	If a user runs a Power Apps app that accesses information to which the user does not have access, the app grants the user permissions.	<input type="checkbox"/>	<input type="checkbox"/>



Answer Area:

Answer Area

Statement	Yes	No
Power Apps apps can run only mobile devices.	<input type="radio"/>	<input checked="" type="radio"/>
Power Apps can run only with Dynamic 365 products.	<input type="radio"/>	<input checked="" type="radio"/>
If a user runs a Power Apps app that accesses information to which the user does not have access, the app grants the user permissions.	<input type="radio"/>	<input checked="" type="radio"/>

Section:

Explanation:

Box 1: No

You can run apps in a browser or on mobile devices.

Box 2: No

On-premises versions of Microsoft Office can also be used.

Box 3: No

You must ensure that the users you share the app with have the appropriate permissions.

Reference:

<https://docs.microsoft.com/en-us/powerapps/powerapps-overview>

<https://docs.microsoft.com/en-us/powerapps/maker/canvas-apps/share-app>

<https://docs.microsoft.com/en-us/power-platform/admin/online-requirements>

QUESTION 68

HOTSPOT

Your company wants to create a help desk system and implement Dynamics 365 Customer Service.

The company has the following requirements:

Provide an application to allow support team staff to chat live with a customer.

Automatically import data from a Microsoft Excel spreadsheet once a day.

Provide a chatbot that can assist customers who need support.

You need to determine which applications to use to meet the requirements.

Which applications should you use? To answer, select the appropriate options in the answer area.

NOTE: Each correct selection is worth one point.

Hot Area:



Answer Area

Requirement

Automatically import data from a Microsoft Excel spreadsheet once a day.

Application

- Custom Connector
- Azure Data Lake
- Power Automate
- Power BI

Provide a chatbot that can assist customers who need support.

- Power Virtual Agent
- Power Automate

Answer Area:



Answer Area

Requirement

Automatically import data from a Microsoft Excel spreadsheet once a day.

Application

- Custom Connector
- Azure Data Lake
- Power Automate
- Power BI

Provide a chatbot that can assist customers who need support.

- Power Virtual Agent
- Power Automate

Section:

Explanation:

Reference:

QUESTION 69

HOTSPOT

You are creating Power BI visualizations.

You need to display the visuals where a user can perform each function.

Which solution should you use? To answer, select the appropriate option in the answer area.

NOTE: Each correct selection is worth one point.

Hot Area:

Answer Area	Requirement	Solution
	Make decisions by analyzing high-level KPIs.	<input type="text"/> Power BI service Power BI Desktop Power BI dashboards
	Drill down into the details of a visual.	<input type="text"/> Power BI reports Power BI Desktop Power BI dashboards

Answer Area:

Answer Area

Requirement

Solution

Make decisions by analyzing high-level KPIs.

▼

- Power BI service
- Power BI Desktop
- Power BI dashboards

Drill down into the details of a visual.

▼

- Power BI reports
- Power BI Desktop
- Power BI dashboards



Section:

Explanation:

Reference:

<https://docs.microsoft.com/en-us/power-bi/visuals/power-bi-visualization-kpi>

<https://docs.microsoft.com/en-us/power-bi/consumer/end-user-drill>

QUESTION 70

DRAG DROP

A company is using Power BI to build visualizations.

The company's IT support team needs to know when to install Power BI Desktop on users' computers and where the Power BI Service will suffice to perform tasks.

You need to recommend solutions for the company.

What should you recommend? To answer, drag the appropriate components to the correct requirements. Each component may be used once, more than once, or not at all. You may need to drag the split bar between panes or scroll to view content.

NOTE: Each correct selection is worth one point.

Select and Place:

Tools

Power BI Service only
Power BI Desktop only
Power BI Desktop or Power BI Service

Answer Area

Requirement

- Create dashboards.
- Create reports.
- Create calculated columns.
- Configure security.
- Configure sharing.

Component

Tool
Tool
Tool
Tool
Tool

Correct Answer:

Tools

Power BI Service only
Power BI Desktop only
Power BI Desktop or Power BI Service

Answer Area

Requirement

- Create dashboards.
- Create reports.
- Create calculated columns.
- Configure security.
- Configure sharing.

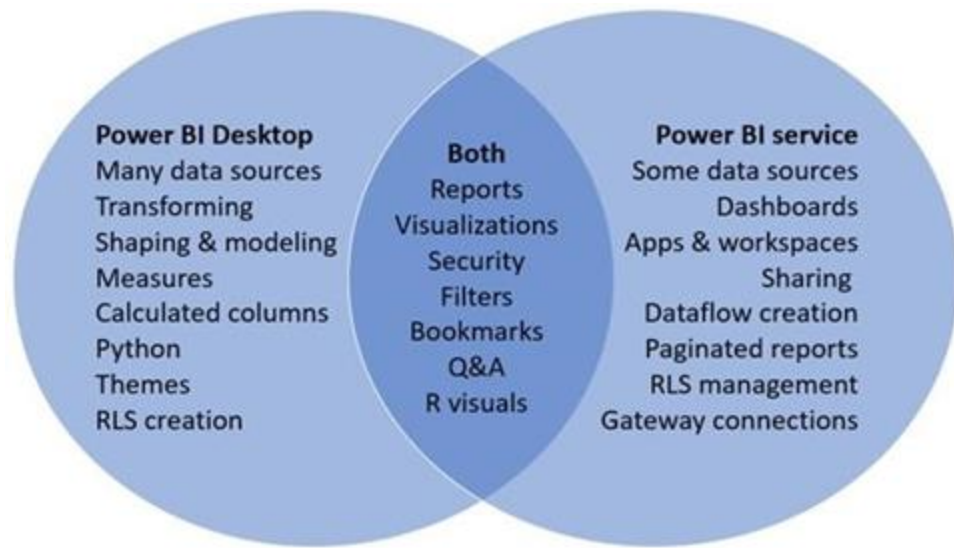
Component

Power BI Service only
Power BI Desktop or Power BI Service
Power BI Desktop only
Power BI Desktop or Power BI Service
Power BI Service only

Section:

Explanation:

In a Venn diagram comparing Power BI Desktop and the Power BI service, the area in the middle shows how the two overlap. Some tasks you can do in either Power BI Desktop or the service. The two sides of the Venn diagram show the features that are unique to the application and the service.



Reference:
<https://docs.microsoft.com/en-us/power-bi/designer/service-service-vs-desktop>

QUESTION 71

DRAG DROP

A company plans to create an information portal that managers can use to view critical information about their teams.

You need to recommend the type of Power BI components that the company should use.

What should you recommend? To answer, drag the appropriate component types to the correct requirements. Each component may be used once, more than once, or not at all. You may need to drag the split bar between panes or scroll to view content.

NOTE. Each correct selection is worth one point.

Select and Place:



Component types

- Dashboard
- Report

Answer Area

Requirement

Display data from a Microsoft Excel workbook that has multiple worksheets into one chart.

Display the top departmental goal metrics and alert users when specific thresholds targets are met.

Display Sales charts that can be filtered by region.

Component type

Component type

Component type

Component type

Correct Answer:

Component types

Dashboard

Report

Answer Area

Requirement

Display data from a Microsoft Excel workbook that has multiple worksheets into one chart.

Display the top departmental goal metrics and alert users when specific thresholds targets are met.

Display Sales charts that can be filtered by region.

Component type

Report

Dashboard

Report

Section:

Explanation:

Box 1: Report

Reports are more detailed data displayed in many formats like chart, graphs list and in tabular, etc.

Box 2: Dashboard

Dashboards are a business key performance indicator view where it displays key values that can change business profits and can be glanced at one screen.

Box 3: Report

Power BI dashboards cannot slice and dice, but reports have many ways to filter and slice.

Note: Power BI dashboards are one placeholder to display the most important decision-making facts to run a business. But reports are more detailed data displayed in many formats like chart, graphs list and in tabular, etc.

Reports are based on one dataset or one business unit data for example reports of a store belonging to California.

Reference:

<https://www.educba.com/power-bi-dashboard-vs-report/>

QUESTION 72

DRAG DROP

A company needs to create a series of mobile applications to empower their field engineers to accomplish several tasks with varying degrees of complexity.

Match each app type to its definition. To answer, drag the appropriate app type from the column on the left to its definition on the right. Each app type may be used once, more than once, or not at all.

NOTE: Each correct match is worth one point.

Select and Place:

App types	Answer Area	App type
model-driven	Definition	
dashboard	Quickly create apps for very complex business processes from data in Common Data Service with very little or no code.	App type
dataset		
canvas	Create simple apps with a highly customizable user interface layouts.	App type

Correct Answer:

App types	Answer Area	Definition	App type
<input type="text"/> <input type="text" value="dashboard"/> <input type="text" value="dataset"/> <input type="text"/>		Quickly create apps for very complex business processes from data in Common Data Service with very little or no code.	<input type="text" value="model-driven"/>
		Create simple apps with a highly customizable user interface layouts.	<input type="text" value="canvas"/>

Section:

Explanation:

Box 1: model-driven

Both model-driven and canvas apps allow you to easily build business apps. They both share access to the Common Data Service providing standard and custom entities. Model-driven apps start with your data model – building up from the shape of your core business data and processes in the Common Data Service to model forms, views, and other components. Model-driven apps automatically generate great UI that is responsive across devices.

Box 2: canvas

Canvas apps start with your user experience, crafting a highly tailored interface with the power of a blank canvas and connecting it to 200 data sources. Canvas apps can be built for web, mobile, and tablet applications.

Reference:

<https://powerapps.microsoft.com/sv-se/blog/introducing-model-driven-apps/>

QUESTION 73

DRAG DROP

A company plans to implement Power BI to analyze retail operations data.

You need to recommend solutions for the company.

Which Power BI components should the company use? To answer, drag the appropriate Power BI components to the correct requirements. Each Power BI component may be used once, more than once, or not at all. You may need to drag the split bar between panes or scroll to view content.

NOTE: Each correct selection is worth one point.

Select and Place:

Power BI components	Answer Area	Requirement	Power BI component
<input type="text" value="reports"/>		Allow users to set and receive alerts when data changes beyond specified limits.	<input type="text"/>
<input type="text" value="workspaces"/>		View and filter data and export data to Microsoft Excel for further manipulation and analysis.	<input checked="" type="text" value="reports"/>
<input type="text" value="dashboards"/>			
<input type="text" value="dataset"/>			

Correct Answer:

Power BI components

- reports
- dashboards

Answer Area

Requirement

Power BI component

Allow users to set and receive alerts when data changes beyond specified limits.

workspaces

View and filter data and export data to Microsoft Excel for further manipulation and analysis.

dataset

Section:

Explanation:

QUESTION 74

DRAG DROP

You create a Power BI dashboard.

Match each option to its function. To answer, drag the appropriate option from the column on the left to its function on the right. Each option may be used once, more than once, or not at all.

NOTE: Each correct match is worth one point.

Select and Place:

Products

- Share
- Embed
- Get Data
- Pin
- Import

Answer Area

Requirement

Product

Ensure that coworkers can see the dashboard.

Display data from Microsoft Excel in the dashboard.

Add a report tile to the dashboard.

Correct Answer:

Products	Answer Area	Requirement	Product
		Ensure that coworkers can see the dashboard.	Share
Embed		Display data from Microsoft Excel in the dashboard.	Get Data
		Add a report tile to the dashboard.	Pin

Section:

Explanation:

Reference:

<https://docs.microsoft.com/en-us/power-bi/service-set-data-alerts>

<https://docs.microsoft.com/en-us/power-bi/service-analyze-in-excel>

<https://docs.microsoft.com/en-us/power-bi/service-dashboard-pin-tile-from-report>

QUESTION 75

DRAG DROP

A company is building a Power Apps portal.

You need to select out-of-the-box portal types to meet the company's requirements.

Which portal types should you use? To answer, drag the appropriate portal types to the correct requirements. Each portal type may be used once, more than once, or not at all. You may need to drag the split bar between panes or scroll to view content.

NOTE: Each correct selection is worth one point.

Select and Place:

Portal types	Answer Area	Requirement	Portal type
partner portal		Collaboratively onboard new suppliers and distributors.	Portal type
community portal		Publish a blog post announcing new suppliers.	Portal type
portal from blank			
customer self-service portal			

Correct Answer:

Portal types

portal from blank
customer self-service portal

Answer Area

Requirement

Collaboratively onboard new suppliers and distributors.

Publish a blog post announcing new suppliers.

Portal type

partner portal .com
community portal

Section:

Explanation:

Box 1: Partner portal

A partner portal allows every organization with resellers, distributors, suppliers, or partners to have real-time access to every stage of shared activities.

Box 2: Community portal

A community portal leverages peer-to-peer interactions between customers and experts to organically grow the catalog of available knowledge from knowledge base articles, forums, and blogs as well as providing feedback through comments and ratings.

Incorrect Answers:

Portal from blank: Create a website to share data with external and internal users. This template comes with sample pages to get you quickly started.

Customer self-service portal: A customer self-service portal enables customers to access self-service knowledge, support resources, view the progress of their cases, and provide feedback.

Reference:

<https://docs.microsoft.com/en-us/powerapps/maker/portals/portal-templates>

QUESTION 76

DRAG DROP

A company plans to implement Power Apps in a Power Platform environment.

You need to implement other required components.

Match each option to its function. To answer, drag the appropriate option from the column on the left to its function on the right. Each option may be used once, more than once, or not at all.

NOTE: Each correct match is worth one point.

Select and Place:

Answer Area

Products	Function	Product
Microsoft Azure	Implement user authentication.	
custom connector	Send data to a Microsoft OneNote notebook in the same tenant.	
Microsoft Flow		
model-driven app		
canvas app		

Correct Answer:

Answer Area

Products	Function	Product
	Implement user authentication.	Microsoft Azure
custom connector	Send data to a Microsoft OneNote notebook in the same tenant.	Microsoft Flow
model-driven app		
canvas app		

Section:

Explanation:

Reference:

<https://powerapps.microsoft.com/en-us/blog/implementing-role-based-permission/>

<https://www.embusiness.com/blog/powerapps-flow-can/>

QUESTION 77

DRAG DROP

A company plans to create canvas apps.

What is the minimum number of connectors required? To answer, drag the appropriate number of connectors to the correct drop scenarios. Each number of connectors may be used once, more than once, or not at all. You may need to drag the split bar between panes or scroll to view content.

NOTE: Each correct selection is worth one point.

Select and Place:

Number of connectors

0
1
2
3

Answer Area

Scenario

Synchronize data with three data sources that use different proprietary database formats.

Create three Power Apps apps that each display data from a Microsoft SharePoint list.

Create three Flows that each copy data to Microsoft Azure Data Lake on different schedules.

Number of connectors

Correct Answer:

Number of connectors

0
1
2
3

Answer Area

Scenario

Synchronize data with three data sources that use different proprietary database formats.

Create three Power Apps apps that each display data from a Microsoft SharePoint list.

Create three Flows that each copy data to Microsoft Azure Data Lake on different schedules.

Number of connectors

1
3
3

Section:

Explanation:

Reference:

<https://docs.microsoft.com/en-us/powerapps/maker/canvas-apps/connections-list>

<https://docs.microsoft.com/en-us/connectors/connectors>

QUESTION 78

DRAG DROP

A company is considering implementing PowerApps to help manage business processes. Users are trying to understand the purposes and benefits of PowerApps components.

Match each benefit to its tool. To answer, drag the appropriate benefit from the column on the left to its tool on the right. Each benefit may be used once, more than once, or not at all.

NOTE: Each correct selection is worth one point.

Select and Place:

Answer Area

Tools	Benefit	Tool
connectors	Easy data integration	
canvas apps	Low code / no code across applications	
AI Builder	Easy to customize front end	
Power Automate		
portals		

Correct Answer:

Answer Area

Tools	Benefit	Tool
	Easy data integration	connectors
	Low code / no code across applications	AI Builder
Power Automate	Easy to customize front end	canvas apps
portals		

Section:

Explanation:

Reference:

<https://docs.microsoft.com/en-us/power-platform/admin/data-integrator>

<https://powerapps.microsoft.com/en-us/blog/create-business-apps-using-powerapps-and-azure-functions/>

<https://www.forbes.com/sites/adrianbridgwater/2019/06/17/microsoft-offers-premade-no-code-artificial-intelligence/#73f5a2be41cd>

QUESTION 79

DRAG DROP

You are creating a model-driven app to track requests for quotes.

The app must use the following navigation structure:

Sales

Sales Log

Request for Quotes

Projects

- Settings
- Customers
- Product Lines
- Sales Territories
- Administration
- User Admin
- Users
- Roles

You need to create the app navigation.

Which sitemap component types should you use? To answer, drag the appropriate component types to the correct navigation elements. Each component type may be used once, more than once, or not at all. You may need to drag the split bar between panes or scroll to view content.

NOTE: Each correct selection is worth one point.

Select and Place:

Component types

- Area
- Group
- Subarea

Answer Area

Navigation element	Component type
Administration	Component type
Sales log	Component type
Customers	Component type

Correct Answer:

Component types

- Area
- Group
- Subarea

Answer Area

Navigation element	Component type
Administration	Group
Sales log	Subarea
Customers	Subarea

Section:

Explanation:

Reference:

<https://docs.microsoft.com/en-us/dynamics365/customerengagement/on-premises/developer/customize-dev/change-application-navigation-using-sitemap>

QUESTION 80

DRAG DROP

A medical office has a model-driven app that uses Common Data Service.

You plan to create a screen that allows users to capture information about doctors. The screen must provide users the ability to enter or select the following information:

a place to enter doctor profile data that is not part of the account table or the contact table

a place to enter the doctor's specialty in the profile form

a column for insurance with the ability to pick one of 10 different insurance companies

You need to store the captured data in Common Data Service.

What should you use to store the data? To answer, drag the appropriate components to the correct requirements. Each component may be used once, more than once, or not at all. You may need to drag the split bar between panes or scroll to view content.

NOTE: Each correct selection is worth one point.

Select and Place:

Options

- Entity
- Field
- Option set
- Record

Answer Area

Requirement

Store additional doctor profile data.

Store information about the doctor's specialty.

Select an insurance company.

Option

Option

Option

Option

Correct Answer:

Options

- Entity
-
-
-

Answer Area

Requirement

Store additional doctor profile data.

Store information about the doctor's specialty.

Select an insurance company.

Option

Field

Record

Option set

Section:

Explanation:

QUESTION 81

DRAG DROP

A company is implementing Power BI to track sales.

Each of the company's regions has specific quarterly and yearly sales goals.

You need to build a Power BI dashboard for various reporting requirements.

Which chart types should you use? To answer, drag the appropriate chart types to the correct requirements. Each chart type may be used once, more than once, or not at all. You may need to drag the split bar between panes or scroll to view content.

NOTE: Each correct selection is worth one point.

Select and Place:

Answer Area

Chart types	Requirement	Chart type
<input type="checkbox"/> Donut	Show the quarterly sales total to date in relation to the sales goal.	<input type="text"/>
<input type="checkbox"/> KPIs	View the sales trend by month of the sales year to date for all regions.	<input type="text"/>
<input type="checkbox"/> Line chart	View the year-to-date sales as a percentage by region.	<input type="text"/>
<input type="checkbox"/> Matrix		

Correct Answer:

Answer Area

Chart types	Requirement	Chart type
<input type="text"/>	Show the quarterly sales total to date in relation to the sales goal.	<input type="text" value="KPIs"/>
<input type="text"/>	View the sales trend by month of the sales year to date for all regions.	<input type="text" value="Line chart"/>
<input type="text" value="Matrix"/>	View the year-to-date sales as a percentage by region.	<input type="text" value="Donut"/>

Section:

Explanation:

Box 1: KPIs

A Key Performance Indicator (KPI) is a visual cue that communicates the amount of progress made toward a measurable goal. Box 2: Line chart

Line charts emphasize the overall shape of an entire series of values, usually over time.

Box 3: Donut

Doughnut charts are similar to pie charts. They show the relationship of parts to a whole. The only difference is that the center is blank and allows space for a label or icon.

Reference: <https://docs.microsoft.com/en-us/power-bi/visuals/power-bi-visualization-types-for-reports-and-q-and-a>

QUESTION 82

DRAG DROP

A team of five people plans to create Power Platform solutions for a company. Team member plan to initially use Power Platform trial instances to create solutions. Team members have questions about how many Power Platform instances and Common Data Service databases they need. You need to respond to the team. How should you respond? To answer, drag the appropriate responses to the correct questions. Each response may be used once, more than once, or not at all You may need to drag the split bar between panes or scroll to view content

Select and Place:

Responses	Question	Response
<input type="text" value="One per user"/>	How many trial instances must the team create?	<input type="text" value="Response"/>
<input type="text" value="One per tenant"/>	How many Microsoft Dataverse databases must the team create?	<input type="text" value="Response"/>
<input type="text" value="One per environment"/>		
<input type="text" value="One per Power Platform app"/>		

Correct Answer:

Responses

One per user	One per tenant	One per environment
One per Power Platform app		

Answer Area

Question	Response
How many trial instances must the team create?	One per environment
How many Microsoft Dataverse databases must the team create?	One per environment

Section:

Explanation:

QUESTION 83

DRAG DROP

You are creating a Power Automate solution.

You need to select a Power Automate control action for each function in the flow.

Which control action should you use? To answer, drag the appropriate control actions to the correct functions. Each control action may be used once, more than once, or not at all. You may need to drag the split bar between panes or scroll to view content.

NOTE: Each correct selection is worth one point.

Select and Place:

Answer Area

Control actions	Function	Control action
Do until	Continue performing a set of actions unless a condition becomes true.	<input type="text"/>
Apply to each	Allow multiple branches to be created based on a set of options.	<input type="text"/>
Switch	Allow two branches to be created based on a true/false condition.	<input type="text"/>
Condition		

Correct Answer:

Answer Area

Control actions	Function	Control action
<input type="text"/>	Continue performing a set of actions unless a condition becomes true.	Do until
Apply to each	Allow multiple branches to be created based on a set of options.	Switch
<input type="text"/>	Allow two branches to be created based on a true/false condition.	<input type="text"/>
Condition		

Section:

Explanation:

QUESTION 84

DRAG DROP

A company uses a model-driven app for its sales team.

You must customize a form to meet the following requirements:

- If a check box is checked, a hidden field must appear.
- The form must display a list of customers and fields about customers.

You need to identify the components a developer must configure to meet the requirements. What should you identify?



Select and Place:

Components	Answer Area	Requirement	Component
Column		Hidden field appears	Component
View		List of customers and fields displays	Component
Form			
Table			

Correct Answer:

Components	Answer Area	Requirement	Component
Column		Hidden field appears	Form
View		List of customers and fields displays	Table

Section:

Explanation:

QUESTION 85

DRAG DROP

You plan to create a model-driven app for a company that sells plants and garden supplies. The app must meet the following requirements:

- Automatically send email to a customer when a record is modified.
- Ensure that all sales people follow the same steps when processing sales.

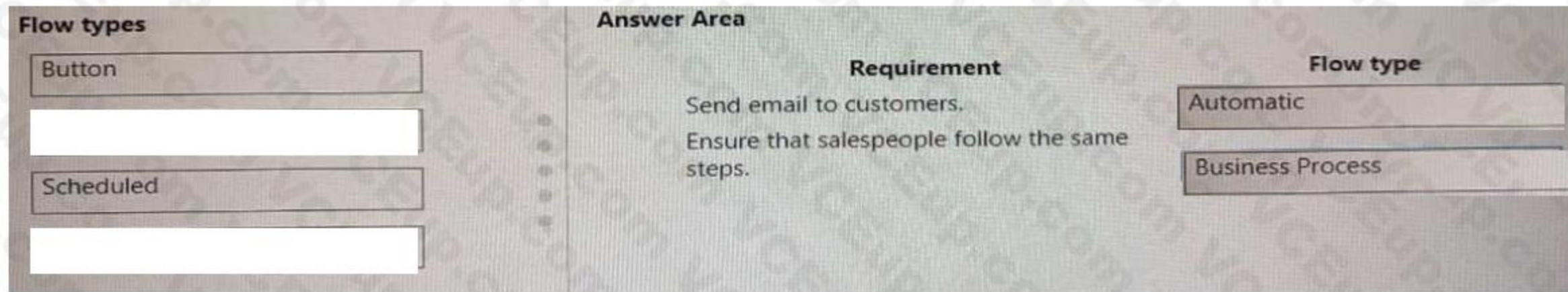
You need to create Power Automate flows for the app.

Select and Place:



Flow types	Answer Area	Requirement	Flow type
Button		Send email to customers.	
Automatic		Ensure that salespeople follow the same steps.	
Scheduled			
Business Process			

Correct Answer:



Section:

Explanation:

QUESTION 86

DRAG DROP

A company is implementing a customer service solution by using Dynamics 365 Customer Service.

The company is extending the solution to meet additional business requirements.

The solution has the following requirements:

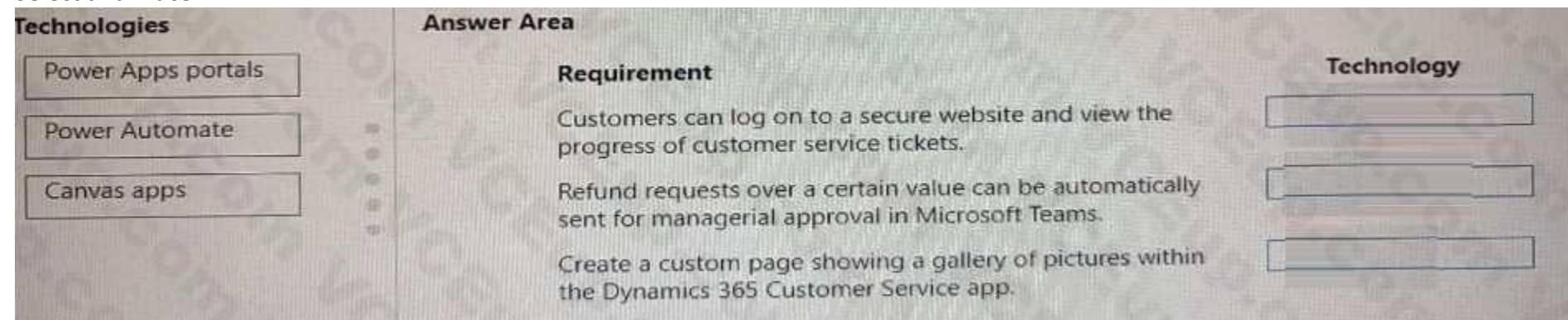
- Customers can log on to a secure website and view the progress of customer service tickets.
- Refund requests over a certain value can be automatically sent for managerial approval in Microsoft Teams.
- Create a custom page showing a gallery of pictures within the Dynamics 365 Customer Service app.

You need to use Microsoft Power Platform technologies to implement the solution.

Which technology should you use? To answer, drag the appropriate technologies to the correct requirements. Each technology may be used once, more than once, or not at all. You may need to drag the split bar between panes or scroll to view content.

NOTE: Each correct selection is worth one point.

Select and Place:



Correct Answer:

Technologies	Requirement	Technology
<input type="text"/>	Customers can log on to a secure website and view the progress of customer service tickets.	Power Apps portals
<input type="text"/>	Refund requests over a certain value can be automatically sent for managerial approval in Microsoft Teams.	Power Automate
<input type="text"/>	Create a custom page showing a gallery of pictures within the Dynamics 365 Customer Service app.	Canvas apps

Section:

Explanation:

QUESTION 87

DRAG DROP

You are creating a Power Automate flow.

You need to retrieve data from several sources including Microsoft Excel Azure Data Lake, and GitHub. What should you use? To answer, drag the appropriate components to the correct data sources. Each component may be used once, more than once, or not at all. You may need to drag the split bar between panes or scroll to view content. NOTE: Each correct selection is worth one point.

Select and Place:

Components	Answer Area								
Connector	<table border="1"> <thead> <tr> <th>Data source</th> <th>Component</th> </tr> </thead> <tbody> <tr> <td>Microsoft Excel</td> <td><input type="text"/></td> </tr> <tr> <td>Azure Data Lake</td> <td><input type="text"/></td> </tr> <tr> <td>GitHub</td> <td><input type="text"/></td> </tr> </tbody> </table>	Data source	Component	Microsoft Excel	<input type="text"/>	Azure Data Lake	<input type="text"/>	GitHub	<input type="text"/>
Data source	Component								
Microsoft Excel	<input type="text"/>								
Azure Data Lake	<input type="text"/>								
GitHub	<input type="text"/>								
Expression									
Formula									

Correct Answer:

Components

Answer Area

Data source	Component
Microsoft Excel	Formula
Azure Data Lake	Connector
GitHub	Expression

Section:

Explanation:

QUESTION 88

DRAG DROP

A customer service department uses Microsoft Dynamics 365 Customer Service to manage repair requests. The repair team tracks their efforts using a Microsoft SharePoint list. The company must use Microsoft Power Platform to connect the repair team with the Dynamics 365 Customer Service solution. The solution must meet the following requirements:

Requirement Number	Requirement
Requirement 1	From a custom page in the Dynamics 365 interface, allow the customer service team to input a repair number, view the details of the corresponding SharePoint list item, and add notes for the repair team.
Requirement 2	Create a report that visualizes real-time customer service information that the repair team can access online and use to create dashboards.
Requirement 3	Automatically send a Microsoft Teams message to a customer service agent and an email to the customer when a repair team member completes a repair.

You need to implement the appropriate technologies to meet the requirements.

Which technologies should you use? To answer, drag the appropriate technologies to the correct scenarios. Each technology may be used once, more than once, or not at all. You may need to drag the split bar between panes or scroll to view content.

NOTE: Each correct selection is worth one point.

Select and Place:

Technologies

- Microsoft Power BI
- Canvas app
- Microsoft Power Automate
- Microsoft Power Virtual Agents chatbot

Answer Area

Scenario	Technology
Requirement 1	
Requirement 2	
Requirement 3	

Correct Answer:

Technologies	Answer Area	Scenario	Technology
Canvas app		Requirement 1	Microsoft Power Automate
		Requirement 2	Microsoft Power BI
		Requirement 3	Microsoft Power Virtual Agents chatbot

Section:

Explanation:

QUESTION 89

DRAG DROP

A company uses Microsoft Power Apps and Microsoft Azure to modernize its mobile workforce.

The company needs to identify solutions for three use cases:

- * An app to audit retail store displays with a tablet-specific layout for its unique screen dimensions
- * An app to create sales orders that uses business process flows
- * An app to display product information that uses data for a Microsoft Dataverse instance, Microsoft Excel, and Microsoft Sharepoint

You need to identify the correct app types to use.

Which apps should you use? To answer, drag the appropriate app types to the correct apps. Each app type may be used once, more than once, or not at all. You may need drag the split bar between panes or scroll to view content.

NOTE: Each correct selection is worth one point.

Select and Place:

App types	Answer Area	App	App type
Logic		App to audit retail store displays	
Canvas		App to create sales orders	
Model-driven		App to display product information	

Correct Answer:

App types	Answer Area	App	App type
		App to audit retail store displays	Canvas
		App to create sales orders	Model-driven
		App to display product information	Logic

Section:

Explanation:

QUESTION 90

DRAG DROP

You create a Power Pages site to share Microsoft Dataverse data with external customer.

Customer must be authenticated to view data.

Which component should you use for each requirement? To answer, drag the appropriate component to the correct requirements. Each component may be used more once than once, or not at all. You may need to drag the spilt bar between panes or scroll to view content.

Select and Place:

Components

- Form
- IFrame
- List
- Section

Requirement

- Collect data from customers and store the data in a table.
- Display multiple rows from a table.

Component

-
-

Correct Answer:

Components

-
- IFrame
-
- Section

Requirement

- Collect data from customers and store the data in a table.
- Display multiple rows from a table.

Component

- Form
- List

Section:

Explanation:

QUESTION 91

DRAG DROP

Match each type of Power Apps app to its capability.

To answer, drag the appropriate app type from the column on the left to its capability on the right. Each app type may be used once, more than once, or not at all

NOTE Each correct match is worth one point.

Select and Place:

App types

- Canvas app
- Model-driven app

Capability

- Enables fully customizable layout, design, and color scheme
- Connects to multiple data sources
- Uses business process flows to guide users through a data entry process
- Scans barcodes

App type

-
-
-
-

Correct Answer:

Section:
Explanation:

QUESTION 92

DRAG DROP

A company implements Microsoft Power Platform.

Sales team members must take photos for their travel expense receipts and enter basic information about purchases.

The accounting team must be able to view and update records in a shared Microsoft Excel document on mobile devices.

You need to select the type of Power Apps app for each scenario.

Which type of app should you use? To answer, drag the appropriate apps to the correct scenarios- Each app may be used once, more than once, or not at all. You may need to drag the split bar between panes or scroll to view content

Select and Place:

Correct Answer:

Section:
Explanation:

QUESTION 93

DRAG DROP

You need to read data from a Microsoft Excel file into Microsoft Dataverse and then copy that data into an enterprise resource planning (ERP) system.

You need to configure the connector.

What should you use? To answer, drag the appropriate operations to the correct actions. Each operation may be used once, more than once, or not at all. You may need to drag the split bar between panes or scroll to view content.

NOTE: Each correct selection is worth one point.

Select and Place:

Operations

- Trigger
- Action
- Business process flow
- Business rule

Answer Area

Action

- Import into Microsoft Dataverse.
- Synchronize data to ERP system.

Operation

-
-

Correct Answer:

Operations

-
- Action
-
- Business rule

Answer Area

Action

- Import into Microsoft Dataverse.
- Synchronize data to ERP system.

Operation

- Trigger
- Business process flow



Section:

Explanation:

QUESTION 94

DRAG DROP

A company uses Microsoft power platform to manage support tickets.

Customers submit support requests by sending an email to a support email address.

All high-priority emails must be logged into a Microsoft Excel sheet for historical purposes.

You need to identify the components that are required for logging the email in Excel.

Which components should you use? To answer, drag the appropriate components to the correct requirements. Each component may be used once, more than once, or not at all. You may need to drag the split bar between panes or scroll to view content.

Note: Each correct selection is worth one point.

Select and Place:

Components

Action	Connector
Trigger	

Answer Area

Requirement

- Start a workflow when an email is sent to a specific email address.
- Evaluate whether an email is high priority in the flow by using a condition.
- Create a row in Excel with information about incoming high-priority email.

Component

Correct Answer:

Components

Answer Area

Requirement

- Start a workflow when an email is sent to a specific email address.
- Evaluate whether an email is high priority in the flow by using a condition.
- Create a row in Excel with information about incoming high-priority email.

Component

Trigger
Action
Connector



Section:

Explanation:

QUESTION 95

DRAG DROP

You are assigning record level privileges for Power Apps and Model-Driven Apps.

Which privilege should you use to ensure access for each scenario? To answer, drag the appropriate privileges to the correct requirements. Each privilege may be used once, more than once, or not at all. You may need to drag the split bar between panes or scroll to view content.

NOTE: Each correct selection is worth one point.

Select and Place:

Privileges

Append	Assign
Share	

Answer Area

Requirement

Privilege

Allow users to grant access to a record they own to other users.

Grant ownership of a record to another user.

Allow the users to associate the current record with another record.

Correct Answer:

Privileges

Answer Area

Requirement

Privilege

Allow users to grant access to a record they own to other users.

Grant ownership of a record to another user.

Allow the users to associate the current record with another record.

Section:

Explanation:

QUESTION 96

DRAG DROP

A company uses Power BI.

The company wants to use AI Insights in Power BI to make data-driven decisions.

You need to select the appropriate insight type for each requirement.

Which insight types should you select? To answer, drag the appropriate insight types to the correct requirements. Each insight type may be used once, more than once, or not at all. You may need to drag the split bar between panes or scroll to view content.

NOTE: Each correct selection is worth one point.

Select and Place:

Insight types

- Anomalies
- Key Performance Indicator (KPI) analysis
- Trends

Answer Area

Requirement

- Evaluate the current value against a defined target.
- Identify data that is outside the boundary of normally expected values.
- Find patterns in time-series data.

Insight type

-
-
-

Correct Answer:

Insight types

-
-
-

Answer Area

Requirement

- Evaluate the current value against a defined target.
- Identify data that is outside the boundary of normally expected values.
- Find patterns in time-series data.

Insight type

- Key Performance Indicator (KPI) analysis
- Anomalies
- Trends



Section:

Explanation:

QUESTION 97

DRAG DROP

A company creates a new instance of Microsoft Dataverse to store customer information. Customer service agents require a simple, three-screen canvas app to interact with the Dataverse data. You need to create the app.

Which four actions should you perform in sequence? To answer, move the appropriate actions from the list of actions to the answer area and arrange them in the correct order.


Select and Place:

Actions

- Choose whether to connect directly or through an on-premises data gateway.
- Select Dataverse from the Start from section.
- Create a Dataverse connection.
- Choose a table.
- Switch to the environment with Dataverse.



Answer Area



Correct Answer:


Actions

- Choose whether to connect directly or through an on-premises data gateway.
-
-
-
-



Answer Area

- Select Dataverse from the Start from section.
- Create a Dataverse connection.
- Choose a table.
- Switch to the environment with Dataverse.



Section:

Explanation:

- Select Dataverse from the Start from section.
- Create a Dataverse connection.
- Choose a table.
- Switch to the environment with Dataverse.

QUESTION 98

HOTSPOT

A company is evaluating ways to connect Power Platform apps to external services to perform complex activities.

For each of the following statements, select Yes if the statement is true. Otherwise, select No.

NOTE: Each correct selection is worth one point.

Hot Area:

Answer Area

Statements	Yes	No
You can create a canvas app that scans and parses documents using Azure Cognitive Services and then adds the appropriate information to Dynamics 365 Sales.	<input type="radio"/>	<input type="radio"/>
You can create a canvas app that uses Azure Cognitive Services to read incident records and identify tickets that need to be escalated based on sentiment score.	<input type="radio"/>	<input type="radio"/>

Answer Area:

Answer Area

Statements	Yes	No
You can create a canvas app that scans and parses documents using Azure Cognitive Services and then adds the appropriate information to Dynamics 365 Sales.	<input checked="" type="radio"/>	<input type="radio"/>
You can create a canvas app that uses Azure Cognitive Services to read incident records and identify tickets that need to be escalated based on sentiment score.	<input checked="" type="radio"/>	<input type="radio"/>

Section:

Explanation:

Reference:

<https://docs.microsoft.com/en-us/azure/cognitive-services/cognitive-services-and-machine-learning>

QUESTION 99

HOTSPOT

You are a retail director for a large clothing company. Each week you use the corporate YouTube channel to create a video that highlights new initiatives, and goals for retail operations.

You need to design a Power Apps app that streams the videos to internal users.

Which objects should you use? To answer, select the appropriate options in the answer area.

NOTE: Each correct selection is worth one point.

Hot Area:

Answer Area

Action

Option

Implement the Power Apps app.

- Canvas
- Model-driven
- Portal

Use drag and drop to add a video to the app.

- View
- Connector
- Control

Apply consistent company colors to the app.

- Unified Interface
- Control
- Theme
- Template

Answer Area:



Answer Area

Action	Option
Implement the Power Apps app.	<ul style="list-style-type: none">CanvasModel-drivenPortal
Use drag and drop to add a video to the app.	<ul style="list-style-type: none">ViewConnectorControl
Apply consistent company colors to the app.	<ul style="list-style-type: none">Unified InterfaceControlThemeTemplate



Section:

Explanation:

Reference:

<https://powerapps.microsoft.com/en-us/blog/microsoft-stream-videos-and-channels-in-canvas-apps/>

<https://docs.microsoft.com/en-us/powerapps/maker/model-driven-apps/create-themes-organization-branding> <https://docs.microsoft.com/en-us/powerapps/maker/canvas-apps/controls/control-stream-video>

QUESTION 100

HOTSPOT

You want to create a Power Apps app that allows you to define a custom Sitemap.

What should you do? To answer, select the appropriate options in the answer area.

Hot Area:

Answer Area

Navigate to the Power Apps portal and create	<ul style="list-style-type: none">a canvas app.a model-driven app.a portal app.an app by using a template.
--	---

Answer Area:
Answer Area

Navigate to the Power Apps portal and create



a canvas app.
a model-driven app.
a portal app.
an app by using a template.

Section:

Explanation:

Reference:

<https://docs.microsoft.com/en-us/powerapps/powerapps-overview>

QUESTION 101

HOTSPOT

You are building Power BI visualizations for a team.

For each of the following statements, select Yes if the statement is true. Otherwise, select No.

NOTE: Each correct selection is worth one point.

Hot Area:

Answer Area



Statements	Yes	No
Power BI can only retrieve data from up to two different sources for each dashboard.	<input type="radio"/>	<input type="radio"/>
Power BI visualizations can be used in canvas apps and model driven apps.	<input type="radio"/>	<input type="radio"/>
Power BI can display charts and list boxes on dashboards.	<input type="radio"/>	<input type="radio"/>

Answer Area:

Answer Area

Statements	Yes	No
Power BI can only retrieve data from up to two different sources for each dashboard.	<input checked="" type="radio"/>	<input type="radio"/>
Power BI visualizations can be used in canvas apps and model driven apps.	<input type="radio"/>	<input checked="" type="radio"/>
Power BI can display charts and list boxes on dashboards.	<input checked="" type="radio"/>	<input type="radio"/>

Section:

Explanation:

Reference:

<https://docs.microsoft.com/en-us/power-bi/visuals/power-bi-visualization-types-for-reports-and-q-and-a>

<https://docs.microsoft.com/en-us/power-bi/visuals/power-bi-visualization-slicers>

QUESTION 102

HOTSPOT

You are creating a model-driven app.

For each of the following statements, select Yes if the statement is true. Otherwise, select No.

NOTE: Each correct selection is worth one point.



Hot Area:

Answer Area

Statements	Yes	No
To add entities to an app, entities are dragged onto the app canvas from the components area.	<input type="radio"/>	<input type="radio"/>
View definition is created in the component area of the app designer.	<input type="radio"/>	<input type="radio"/>
You must save, validate, and publish your app for others to see the changes.	<input type="radio"/>	<input type="radio"/>

Answer Area:

Answer Area

Statements	Yes	No
To add entities to an app, entities are dragged onto the app canvas from the components area.	<input type="radio"/>	<input checked="" type="radio"/>
View definition is created in the component area of the app designer.	<input checked="" type="radio"/>	<input type="radio"/>
You must save, validate, and publish your app for others to see the changes.	<input checked="" type="radio"/>	<input type="radio"/>

Section:

Explanation:

Reference:

<https://docs.microsoft.com/en-us/powerapps/maker/model-driven-apps/build-first-model-driven-app>

<https://docs.microsoft.com/en-us/powerapps/maker/model-driven-apps/validate-app>

QUESTION 103

HOTSPOT

You are authoring a Power Virtual Agents chatbot for a company.

For each of the following statements, select Yes if the statement is true. Otherwise, select No.

NOTE: Each correct selection is worth one point.



Hot Area:

Answer Area

Statements	Yes	No
You must create a custom action to display a knowledge base article that answers a common support question.	<input type="radio"/>	<input type="radio"/>
You can use Power Automate to retrieve a customer's contact number in order to verify they are an authorized user and their support plan SLA.	<input type="radio"/>	<input type="radio"/>

Answer Area:

Answer Area

Statements	Yes	No
You must create a custom action to display a knowledge base article that answers a common support question.	<input type="radio"/>	<input checked="" type="radio"/>
You can use Power Automate to retrieve a customer's contact number in order to verify they are an authorized user and their support plan SLA.	<input checked="" type="radio"/>	<input type="radio"/>

Section:

Explanation:

Reference:

<https://docs.microsoft.com/en-us/azure/cognitive-services/qnamaker/tutorials/integrate-with-power-virtual-assistant-fallback-topic>

<https://docs.microsoft.com/en-us/power-virtual-agents/advanced-flow>

QUESTION 104

HOTSPOT

A company is using Power BI.

The company plans to analyze a large number of datasets. The company is concerned that this may negatively impact performance.

You need to identify and implement features to mitigate any performance issues.

Which features should you use? To answer, select the appropriate options in the answer area.

NOTE: Each correct selection is worth one point.

Hot Area:

Answer Area

Requirement	Feature
Improve performance by reducing table size.	<input type="text"/> <ul style="list-style-type: none"> Aggregations Formulas Modeling view
Cache data locally on a user's device.	<input type="text"/> <ul style="list-style-type: none"> Import Dual

Answer Area:



Answer Area

Requirement	Feature
Improve performance by reducing table size.	<input type="text"/> <ul style="list-style-type: none"> Aggregations Formulas Modeling view
Cache data locally on a user's device.	<input type="text"/> <ul style="list-style-type: none"> Import Dual

Section:

Explanation:

Reference:

<https://docs.microsoft.com/en-us/power-bi/transform-model/desktop-storage-mode>

QUESTION 105

HOTSPOT

A company plans to create a workflow that periodically runs a Dynamics 365 action based on data in third-party cloud-based solutions. Which features should you use to create the workflow? To answer, select the appropriate options in the answer area.

NOTE: Each correct selection is worth one point.

Hot Area:

Answer Area

Action	Component
Ensure that Power Automate can interact with the third-party application.	<ul style="list-style-type: none">TriggersLogic AppsConnectorsGateways
Periodically check for data changes in the third-party application.	<ul style="list-style-type: none">ActionsTriggersConnectorsDirectQuery

Answer Area:

Answer Area

Action

Ensure that Power Automate can interact with the third-party application.

Component

▼

- Triggers
- Logic Apps
- Connectors
- Gateways

Periodically check for data changes in the third-party application.

▼

- Actions
- Triggers
- Connectors
- DirectQuery

Section:

Explanation:

QUESTION 106

HOTSPOT

You are creating a Power Virtual Agents chatbot to help users search for available meeting rooms within a building.

The chatbot must meet the following requirements:

Allow users to initiate the chatbot by typing the phrase Help me Meeting Guru.

Provide meeting room capacity options of 1-4 people and 5-10 people.

End the chatbot session if the user attempts to schedule a meeting room for more than 10 people.

You need to identify the actions to use.

Which actions should you use? To answer, select the appropriate options in the answer area.

NOTE: Each correct selection is worth one point.

Hot Area:

Answer Area

Requirement

Allow users to initiate the chatbot by typing the phrase **Help me Meeting Guru**.

Provide meeting room capacity options of 1-4 people and 5-10 people.

End the chatbot session when the user attempts to schedule meeting room for more than 10 people.

Action

▼
Call a fallback topic.
Call an action.
Create a question node.
Create a trigger phrase.

▼
Call an action.
Call a fallback topic.
Create a condition.
Create a question node.

▼
Add a condition.
Call an action.
Configure a fallback topic.
Create a trigger phrase.

Answer Area:

Answer Area

Requirement

Allow users to initiate the chatbot by typing the phrase **Help me Meeting Guru**.

Provide meeting room capacity options of 1-4 people and 5-10 people.

End the chatbot session when the user attempts to schedule meeting room for more than 10 people.

Action

Call a fallback topic.
Call an action.
Create a question node.
Create a trigger phrase.

Call an action.
Call a fallback topic.
Create a condition.
Create a question node.

Add a condition.
Call an action.
Configure a fallback topic.
Create a trigger phrase.

Section:

Explanation:

Reference:

<https://docs.microsoft.com/en-us/power-virtual-agents/authoring-create-edit-topics>

QUESTION 107

HOTSPOT

You are creating a number of Power Automate flows.

You need to select the triggers for the flows.

Which flow types should you use? To answer, select the appropriate options in the answer area.

NOTE: Each correct selection is worth one point.

Hot Area:

Answer Area

Requirement

Flow type

Trigger a flow when a button is selected.

	▼
UI Flow	
Automatic	
Business Process Flow	
Instant	

Trigger a flow when a record is created.

	▼
UI Flow	
Automatic	
Business Process Flow	
Instant	

Guide a user through a series of steps in a model-driven app.

	▼
UI Flow	
Automatic	
Business Process Flow	
Instant	

Answer Area:

Answer Area

Requirement

Flow type

Trigger a flow when a button is selected.

	▼
UI Flow	
Automatic	
Business Process Flow	
Instant	

Trigger a flow when a record is created.

	▼
UI Flow	
Automatic	
Business Process Flow	
Instant	

Guide a user through a series of steps in a model-driven app.

	▼
UI Flow	
Automatic	
Business Process Flow	
Instant	

Section:

Explanation:

Reference:

<https://docs.microsoft.com/en-us/power-automate/triggers-introduction>

<https://docs.microsoft.com/en-us/power-automate/business-process-flows-overview>

QUESTION 108

A company wants to use Power Automate to send email alerts to a specific employee whenever the company is mentioned in a Twitter post.

You need to create the flow.

From which two locations can you create the required flow? Each correct answer presents a complete solution.

NOTE: Each correct selection is worth one point.

- A. a browser
- B. Dynamics 365
- C. a desktop application
- D. a mobile app

Correct Answer: B, D

Section:

QUESTION 109

A company is undergoing a digital transformation by using Microsoft Power Platform.

Departments in the company have the following requirements:

Department	Requirement
Customer service	Allow customers without Microsoft Power Platform licenses to create their own account and log customer service tickets themselves.
Facilities	Allow technicians to take photos of warehouse equipment with their mobile devices and record details about equipment condition.
Finance	Automatically copy details from invoices received in a shared mailbox into the finance system.
Marketing	Create a list of key words and phrases used by customers who provided feedback.

You need to determine which department can use a canvas app to meet its requirement.

For which department should you develop a canvas app?

- A. Facilities
- B. Marketing
- C. Customer service
- D. Finance

Correct Answer: A

Section:

QUESTION 110

DRAG DROP

A company uses Dynamics 365 Sales. You have the following requirements:

- * View analytics on accounts.
- * The model-driven app must automatically send an approval form to a manager when the purchase price is greater than \$10,000.
- * Create a chatbot for the webpage to interact with customer questions.

You must use Microsoft Power Platform to extend the capabilities of Dynamics 365 Sales. You need to select an application for each requirement.

Which application should you use? To answer, drag the appropriate application to the correct requirement. Each application may be used once, more than once, or not at all. You may need to drag the split bar between panes or scroll to view content.

NOTE: Each correct selection is worth one point.

Select and Place:



Applications

- Power BI
- Power Automate
- Power Virtual Agents
- Power Portals

Answer Area

Requirement

- View analytics on accounts.
- Automatically send approval.
- Create chatbot for webpages.

Application

-
-
-

Correct Answer:

Applications

-
-
-
- Power Portals

Answer Area

Requirement

- View analytics on accounts.
- Automatically send approval.
- Create chatbot for webpages.

Application

- Power BI
- Power Automate
- Power Virtual Agents



Section:

Explanation:

QUESTION 111

DRAG DROP

You create a Power Pages site to share Microsoft Dataverse data with external customers. Customers must be authenticated to view data. You need to configure Power Pages.

Which component should you use for each requirement? To answer, drag the appropriate components to the correct requirements. Each component may be used once, more than once, or not at all. You may need to drag the split bar between panes or scroll to view content.

NOTE: Each correct selection is worth one point.

Select and Place:

Form

Iframe

List

Section

Answer Area

Requirement

Collect data from customers and store the data in a table.
 Display multiple rows from a table.

Component

Correct Answer:

Iframe

Section

Answer Area

Requirement

Collect data from customers and store the data in a table.
 Display multiple rows from a table.

Component

Form

List



Section:
Explanation:

QUESTION 112

DRAG DROP

A manufacturing company is building a model-driven app to manage its warehouse. The app has two custom tables: Order and Batch.

You need to identify the appropriate component for each required function of the app.

Which component should you choose for each function? To answer, drag the appropriate components to the correct functions. Each component may be used once, more than once, or not at all. You may need to drag the split bar between panes or scroll to view content.

NOTE: Each correct selection is worth one point.

Select and Place:

Components

- Business process flow
- Business rule
- Dashboard
- View

Answer Area

Function

Display a set of charts visualizing the order and batch data at the same time.

Guide users through the standard process of picking and shipping an order.

Show a list of all orders and allow users to reorder the columns.

Make the shelf number mandatory on a form when a user records the aisle location of a batch.

Component

-
-
-
-

Correct Answer:

Components

-
-
-
-
-

Answer Area

Function

Display a set of charts visualizing the order and batch data at the same time.

Guide users through the standard process of picking and shipping an order.

Show a list of all orders and allow users to reorder the columns.

Make the shelf number mandatory on a form when a user records the aisle location of a batch.

Component

- Dashboard
- Business process flow
- View
- Business rule

Section:

Explanation:

QUESTION 113

DRAG DROP

A company evaluates Microsoft tools for its employees.

The company uses Microsoft Excel to enter potential customer information from trade shows.

When potential customers create their first sale with the company, a Microsoft SharePoint list records them as converted to a customer.

The company must report which trade shows convert the most potential customers to actual customers.

You need to identify the tools that meet the requirements.

Which tools should you use? To answer, drag the appropriate solutions to the correct requirements. Each solution may be used once, more than once, or not at all. You may need to drag the split bar between panes or scroll to view content

NOTE: Each correct selection is worth one point.

Select and Place:

Solutions

- Microsoft Forms
- Microsoft Power BI
- Microsoft Power Apps

Answer Area

Requirement

- Create and maintain potential customers by using a custom user interface application for trade shows.
- Create and maintain customers by using an interface application for the list in SharePoint.
- View a reporting dashboard that includes metrics on converted customers.

Solution

-
-
-

Correct Answer:

Solutions

-
-
-

Answer Area

Requirement

- Create and maintain potential customers by using a custom user interface application for trade shows.
- Create and maintain customers by using an interface application for the list in SharePoint.
- View a reporting dashboard that includes metrics on converted customers.

Solution

- Microsoft Power Apps
- Microsoft Power BI
- Microsoft Forms

Section:

Explanation:

QUESTION 114

A company uses a Power Apps canvas app to enter information. The canvas app uses a Microsoft SharePoint list to store information.

A user manually copies the information to a Microsoft Dataverse instance.

You must automate the manual process.

You need to create a solution to meet the requirement.

What should you do?

- A. Create a Power Automate cloud flow with no connectors.
- B. Create a Power Apps Component Framework (PCF) control for the OnSave event.
- C. Create a Power Automate cloud flow with a connector to email.
- D. Create a business process flow that calls a Power Automate desktop flow.
- E. Create a Power Apps Component Framework (PCF) control for the OnLoad events.

Correct Answer: D

Section:

QUESTION 115

A company requires a Power Pages site that uses one of the site design templates provided with Power Pages to build its website on.

You need to deploy the site.

Which three pages will be included in the site? Each correct answer presents part of the solution.

NOTE: Each correct selection is worth one point.

- A. Summary



- B. Search results
- C. Home page
- D. Forums
- E. Contact us

Correct Answer: B, C, E

Section:

QUESTION 116

A company plans to Implement customer engagement apps in Dynamics 565 Customer Service.

The company plans to deploy a portal that connects to Customer Service. Customers must be able to log in and access details about open cases.

You need to Identify the Microsoft Power Platform capability that provides the required functionality.

Which solution should you use?

- A. Canvas app
- B. Model-driven app
- C. Power Pages site

Correct Answer: B

Section:

QUESTION 117

You are building a canvas app to allow users to record their expenses. The app also will support screen readers for users with visual impairments.

You have the following requirements:

* Use a tool that identifies potential issues.

* Use a tool that provides suggestions for modifying the app.

You need a tool that meets the requirements. Which tool should you use?

- A. Flow Checker
- B. Microsoft Trust Center
- C. Microsoft Power Platform admin center
- D. Accessibility Checker

Correct Answer: D

Section:

QUESTION 118

HOTSPOT

You are authoring a Copilot Studio copilot for a company.

For each of the following statements, select Yes if the statement is true. Otherwise, select No.

NOTE: Each correct selection is worth one point.

Hot Area:



Answer Area

Statement	Yes	No
When escalating to a live person from a copilot, the customer must restate their issue and other information collected.	<input type="radio"/>	<input type="radio"/>
You can customize the greeting topic for every copilot that you author.	<input type="radio"/>	<input type="radio"/>

Answer Area:

Answer Area

Statement	Yes	No
When escalating to a live person from a copilot, the customer must restate their issue and other information collected.	<input type="radio"/>	<input checked="" type="radio"/>
You can customize the greeting topic for every copilot that you author.	<input checked="" type="radio"/>	<input type="radio"/>

Section:

Explanation:

