

Microsoft.PL-900.vSep-2024.by.Isamao.109q

Number: PL-900
Passing Score: 800
Time Limit: 120
File Version: 5.0

Exam Code: PL-900
Exam Name: Microsoft Power Platform Fundamentals



Exam A

QUESTION 1

You have a Power Automate flow that saves attachments from emails into OneDrive for Business.

You need to determine why the flow is not working.

What are three possible ways to achieve the goal? Each correct answer presents a complete solution.

NOTE: Each correct selection is worth one point.

- A. Navigate to the Power Automate admin center and view the projects.
- B. Navigate to the Action Items section of the Power Automate portal.
- C. Enable Repair Tips for the flow.
- D. Navigate to the flow and view the run history.
- E. Navigate to the Power Automate web portal and click view notifications.

Correct Answer: B, C, D

Section:

Explanation:

Reference:

<https://docs.microsoft.com/en-us/power-automate/fix-flow-failures>

QUESTION 2

You are building a Power Automate flow to manage sales.

The sales team saves quotes as PDF files to a Microsoft OneDrive folder. You create a Microsoft SharePoint list to help the sales team manage follow ups to quotes.

You need to copy the customer name, phone number, and the amount of the potential sale from the sales quote and insert the data into the SharePoint list.

Which AI Builder model should you use?

- A. key phrase extraction
- B. sentiment analysis
- C. text recognition
- D. language detection

Correct Answer: C

Section:

Explanation:

Reference:

<https://docs.microsoft.com/en-us/ai-builder/prebuilt-text-recognition>

QUESTION 3

A company wants users to start using Power Automate to improve personal productivity.

You need to create a flow.

Which two elements must you include? Each correct answer presents part of the solution.

NOTE: Each correct selection is worth one point.

- A. expression
- B. condition

- C. action
- D. trigger

Correct Answer: C, D

Section:

Explanation:

Reference:

<https://docs.microsoft.com/en-us/power-automate/get-started-logic-flow>

QUESTION 4

HOTSPOT

You are creating Power BI visualizations.

You need to display the visuals where a user can perform each function.

Which solution should you use? To answer, select the appropriate option in the answer area.

NOTE: Each correct selection is worth one point.

Hot Area:

Answer Area

Requirement

Solution

Make decisions by analyzing high-level KPIs.

Power BI service
Power BI Desktop
Power BI dashboards

Drill down into the details of a visual.

Power BI reports
Power BI Desktop
Power BI dashboards

Answer Area:

Answer Area

Requirement

Solution

Make decisions by analyzing high-level KPIs.

▼

- Power BI service
- Power BI Desktop**
- Power BI dashboards

Drill down into the details of a visual.

▼

- Power BI reports**
- Power BI Desktop
- Power BI dashboards

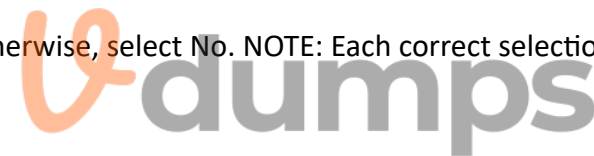
Section:

Explanation:

QUESTION 5

HOTSPOT

Instructions: For each of the following statements, select Yes if the statement is true. Otherwise, select No. NOTE: Each correct selection is worth one point.



Hot Area:

Answer Area	Yes	No
Statements		
Stages are added under each step of a business process flow design.	<input type="radio"/>	<input type="radio"/>
Power Automate desktop flows can be used to copy a file to a folder on your local machine.	<input type="radio"/>	<input type="radio"/>
Power Automate flows can be copied to a separate solution for export to another environment.	<input type="radio"/>	<input type="radio"/>

Answer Area:

Answer Area

Statements	Yes	No
Stages are added under each step of a business process flow design.	<input checked="" type="radio"/>	<input type="radio"/>
Power Automate desktop flows can be used to copy a file to a folder on your local machine.	<input checked="" type="radio"/>	<input type="radio"/>
Power Automate flows can be copied to a separate solution for export to another environment.	<input checked="" type="radio"/>	<input type="radio"/>

Section:

Explanation:

QUESTION 6

HOTSPOT

A company plans to implement Power BI.

Instructions: For each of the following statements, select Yes if the statement is true. Otherwise, select No. NOTE: Each correct selection is worth one point.

Hot Area:

Answer Area

Statements	Yes	No
Power BI Report Builder is the only tool used to create reports to be published to the Power BI service.	<input type="radio"/>	<input type="radio"/>
Power BI service can include calculated columns.	<input type="radio"/>	<input type="radio"/>
Power BI Desktop can include calculated columns.	<input type="radio"/>	<input type="radio"/>

Answer Area:

Answer Area

Statements	Yes	No
Power BI Report Builder is the only tool used to create reports to be published to the Power BI service.	<input type="radio"/>	<input checked="" type="radio"/>
Power BI service can include calculated columns.	<input type="radio"/>	<input checked="" type="radio"/>
Power BI Desktop can include calculated columns.	<input checked="" type="radio"/>	<input type="radio"/>

Section:

Explanation:

QUESTION 7

HOTSPOT

A company creates unmanaged model-driven apps.

For each of the following statements, select Yes if the statement is true. Otherwise, select No.

Hot Area:

Answer Area

Statement	Yes	No
Administrators can modify forms.	<input type="radio"/>	<input type="radio"/>
An App Maker can create personal views and system views.	<input type="radio"/>	<input type="radio"/>
An App Maker does not need to publish form changes for new columns to appear.	<input type="radio"/>	<input type="radio"/>

Answer Area:

Answer Area

Statement	Yes	No
Administrators can modify forms.	<input type="radio"/>	<input checked="" type="radio"/>
An App Maker can create personal views and system views.	<input type="radio"/>	<input checked="" type="radio"/>
An App Maker does not need to publish form changes for new columns to appear.	<input type="radio"/>	<input checked="" type="radio"/>

Section:

Explanation:

QUESTION 8

HOTSPOT

For each of the following statements, select Yes if the statement is true. Otherwise, select No.

NOTE: Each correct selection is worth one point.

Hot Area:

Answer Area

Statement	Yes	No
You can embed a canvas app in a Microsoft Forms form to collect user feedback.	<input type="radio"/>	<input type="radio"/>
You can embed a canvas app within a Microsoft Excel worksheet to allow users to interact with data in a structured way.	<input type="radio"/>	<input type="radio"/>
You can embed a canvas app within a Power Platform model-driven app.	<input type="radio"/>	<input type="radio"/>

Answer Area:

Answer Area

Statement	Yes	No
You can embed a canvas app in a Microsoft Forms form to collect user feedback.	<input checked="" type="radio"/>	<input type="radio"/>
You can embed a canvas app within a Microsoft Excel worksheet to allow users to interact with data in a structured way.	<input type="radio"/>	<input checked="" type="radio"/>
You can embed a canvas app within a Power Platform model-driven app.	<input checked="" type="radio"/>	<input type="radio"/>



Section:

Explanation:

QUESTION 9

HOTSPOT

A company uses a cloud app built by the IT department. The app has a publicly available API to manage employee availability.

You are creating an automated flow by using Power Automate that will send an email to an employee's manager when that employee is recorded as sick in the app.

You need to choose the appropriate type of connector for the flow.

Select the answer that correctly completes the sentence.

Hot Area:

Answer Area

Use a connector to trigger the Power Automate cloud flow.

- standard
- custom
- premium
- standard

Answer Area:

Answer Area

Use a connector to trigger the Power Automate cloud flow.

- standard
- custom
- premium
- standard



Section:

Explanation:

QUESTION 10

A company is building apps to support their business operations. The apps will use connectors to access data from several data sources and respond to a number of events generated by components. Which two operations can you use for connectors? Each correct answer presents part of the solution.

NOTE: Each correct selection is worth one point.

- A. Actions
- B. Plug-ins
- C. Gateways
- D. Triggers

Correct Answer: A, C

Section:

Explanation:

Reference:

<https://docs.microsoft.com/en-us/powerapps/maker/canvas-apps/connections-list>

QUESTION 11

You are a sales manager for a large retail organization.

You are creating a Power Apps app that will display customer product purchase information from your old point-of-sale (POS) system and need to link those sales to the customer accounts and product sales in Dynamics 365 Commerce.

You need to use the appropriate component.

What should you use?

- A. Microsoft Dataverse
- B. business process flow
- C. entity metadata
- D. business rule

Correct Answer: A

Section:

QUESTION 12

A company uses Power Apps canvas apps.

When a user opens Power Apps Studio in a browser and selects Apps I can edit, they do not see an app that they need to modify.

You need to determine why the user cannot see the app.

What are three possible reasons? Each correct answer presents a complete solution.

NOTE: Each correct selection is worth one point.

- A. The user selected an incorrect Power Apps environment.
- B. The user has not been granted the System Customizer role.
- C. The user has not been set as the app co-owner.
- D. The app has not been shared with the user.
- E. The environment does not have a Common Data Service database.

Correct Answer: A, C, D

Section:

Explanation:

Reference:

<https://docs.microsoft.com/en-us/powerapps/maker/canvas-apps/edit-app>



QUESTION 13

A company is using Power Automate to automate business processes.

You need to run a flow when a user presses a button in an app.

Which trigger type should you recommend?

- A. Power Apps
- B. for a selected row
- C. manually trigger a flow

Correct Answer: A

Section:

Explanation:

Reference:

<https://docs.microsoft.com/en-us/powerapps/maker/canvas-apps/using-logic-flows>

QUESTION 14

You are planning to allow members of your team to test your chatbot. You must ensure this is done in a secure way.



A team member named User1 must test the chatbot.



You need to ensure that User1 can complete testing.



What should you do?

- A. Sign in to the authoring environment as the chatbot author.
- B. Sign in to Microsoft Azure DevOps as the chatbot author.
- C. Sign in to Microsoft Azure DevOps as User1.
- D. Sign in to the authoring environment as User1.

Correct Answer: A

Section:

QUESTION 15

HOTSPOT

A company plans to create Power Platform apps that use industry-standard and proprietary data sources. For each of the following statements, select Yes if the statement is true. Otherwise, select No.

NOTE: Each correct selection is worth one point.

Hot Area:

Answer Area

Statement	Yes	No
Custom connectors can be used if a standard connector for the service is available.	<input type="radio"/>	<input type="radio"/>
Custom connectors are supported in instant flows only.	<input type="radio"/>	<input type="radio"/>
Standard and custom connectors can be mixed within the same flow or app.	<input type="radio"/>	<input type="radio"/>

Answer Area:

Answer Area

Statement	Yes	No
Custom connectors can be used if a standard connector for the service is available.	<input checked="" type="radio"/>	<input type="radio"/>
Custom connectors are supported in instant flows only.	<input type="radio"/>	<input checked="" type="radio"/>
Standard and custom connectors can be mixed within the same flow or app.	<input checked="" type="radio"/>	<input type="radio"/>

Section:

Explanation:

QUESTION 16

HOTSPOT

Your company has created a Power Virtual Agents chatbot to assist employees with common questions such as checking their vacation balances, office opening hours, and travel expense policies.

For each of the following statements, select Yes if the statement is true. Otherwise, select No.

NOTE: Each correct selection is worth one point.

Hot Area:

Power Virtual Agents capabilities

Statements	Yes	No
To retrieve the user's vacation balance, the bot can use an action.	<input type="radio"/>	<input type="radio"/>
Topics are components the bot can recognize in user dialog, such as the name of a particular office.	<input type="radio"/>	<input type="radio"/>
A user needs to enter an exact trigger phrase for the bot to respond with appropriate information.	<input type="radio"/>	<input type="radio"/>

Answer Area:

Power Virtual Agents capabilities

Statements	Yes	No
To retrieve the user's vacation balance, the bot can use an action.	<input checked="" type="radio"/>	<input type="radio"/>
Topics are components the bot can recognize in user dialog, such as the name of a particular office.	<input checked="" type="radio"/>	<input type="radio"/>
A user needs to enter an exact trigger phrase for the bot to respond with appropriate information.	<input type="radio"/>	<input checked="" type="radio"/>

Section:

Explanation:

QUESTION 17

HOTSPOT

Instructions: For each of the following statements, select Yes if the statement is true. Otherwise, select No.

NOTE: Each correct selection is worth one point.

Hot Area:

Answer Area

	Yes	No
The date and time are the triggers for a scheduled cloud flow.	<input type="radio"/>	<input type="radio"/>
Cloud flows must be exported to a Microsoft Excel file to copy them to another environment.	<input type="radio"/>	<input type="radio"/>
Users must create desktop flows to share them without being an administrator.	<input type="radio"/>	<input type="radio"/>

Answer Area:

Answer Area

	Yes	No
The date and time are the triggers for a scheduled cloud flow.	<input type="radio"/>	<input checked="" type="radio"/>
Cloud flows must be exported to a Microsoft Excel file to copy them to another environment.	<input type="radio"/>	<input checked="" type="radio"/>
Users must create desktop flows to share them without being an administrator.	<input type="radio"/>	<input checked="" type="radio"/>

Section:

Explanation:

QUESTION 18

HOTSPOT

You are creating a Power Apps app. You want to ensure that the app can be used by individuals who have a vision impairment. For each of the following statements, select Yes if the statement is true. Otherwise, select No.

NOTE: Each correct selection is worth one point.

Hot Area:

Answer Area

Statement	Yes	No
Power Apps can use a screen reader without the need for a connector.	<input type="radio"/>	<input type="radio"/>
You can use an accessibility checker for Power Apps apps to check for accessibility violations and provide user interface tips.	<input type="radio"/>	<input type="radio"/>

Answer Area:

Answer Area

Statement	Yes	No
Power Apps can use a screen reader without the need for a connector.	<input type="radio"/>	<input checked="" type="radio"/>
You can use an accessibility checker for Power Apps apps to check for accessibility violations and provide user interface tips.	<input checked="" type="radio"/>	<input type="radio"/>

Section:

Explanation:

QUESTION 19

HOTSPOT

Instructions: For each of the following statements, select Yes if the statement is true. Otherwise, select No.

NOTE: Each correct selection is worth one point.

Hot Area:

Answer Area

Statements	Yes	No
You can connect to external resources with Power BI Desktop but not with the Power BI service.	<input type="radio"/>	<input type="radio"/>
You can build and edit Power BI reports by using Power BI Desktop or the Power BI service.	<input type="radio"/>	<input type="radio"/>
The only way to distribute a Power BI Desktop report is by sending the PBIX file to others.	<input type="radio"/>	<input type="radio"/>

Answer Area:

Answer Area

Statements	Yes	No
You can connect to external resources with Power BI Desktop but not with the Power BI service.	<input checked="" type="radio"/>	<input type="radio"/>
You can build and edit Power BI reports by using Power BI Desktop or the Power BI service.	<input checked="" type="radio"/>	<input type="radio"/>
The only way to distribute a Power BI Desktop report is by sending the PBIX file to others.	<input type="radio"/>	<input checked="" type="radio"/>


Section:

Explanation:

QUESTION 20

HOTSPOT

You save and publish the following view in the view designer:



For each of the following statements, select Yes if the statement is true. Otherwise, select No.
NOTE: Each correct selection is worth one point.

Hot Area:
Answer Area

Statements	Yes	No
When you create a new account in the city of Boston, it will be shown as the second row.	<input type="radio"/>	<input type="radio"/>
All users will see the same number of rows in this view.	<input type="radio"/>	<input type="radio"/>
To switch to this view, users should choose Accounts with USA addresses from the dropdown list.	<input type="radio"/>	<input type="radio"/>

Answer Area:

Answer Area

Statements

When you create a new account in the city of Boston, it will be shown as the second row.

Yes

No

All users will see the same number of rows in this view.

To switch to this view, users should choose Accounts with USA addresses from the dropdown list.

Section:

Explanation:

QUESTION 21

You create a canvas app that allows contractors to submit time they work against a project.

Contractors must be able to use the canvas app to enter time. Contractors must not be able to perform any other actions in the app.

You need to configure permissions for the contractors.

Which type of permissions should you use?

- A. application-level
- B. task-level
- C. record-level
- D. field-level

Correct Answer: D

Section:

Explanation:

Field-level security feature to allow more granular control of security at the field level.

Incorrect Answers:

C: Record-level privileges that determine the level of access a user has to a specific record or record type.

Reference:

<https://docs.microsoft.com/en-us/power-platform/admin/security-roles-privileges>

<https://docs.microsoft.com/en-us/power-platform/admin/wp-security-cds>

QUESTION 22

You are creating a Power Automate flow.

The flow must read each item in a Microsoft SharePoint list that details sales opportunities and set the value for a field named Status to Overdue if the value of a field named Follow up is less than or equal to the current date.

You need to select the appropriate component to cycle through the entire list.

Which component should you use?

- A. Condition
- B. Connector
- C. Action
- D. Trigger

Correct Answer: A

Section:

Explanation:



Reference:

<https://docs.microsoft.com/en-us/power-automate/use-expressions-in-conditions>

QUESTION 23

You create a Power Virtual Agents chatbot.

You need to share the bot with other team members so that they can try out the bot before you share the bot with customers. What should you use?

- A. demo website
- B. live production website
- C. test chat feature

Correct Answer: C

Section:

Explanation:

Reference:

<https://docs.microsoft.com/en-us/power-virtual-agents/authoring-test-bot>

QUESTION 24

A company is using Power BI.

The company wants to see which data connectors are available for building dashboards.

You need to evaluate the available connectors.

What should you use to see all the available connectors?

- A. Power BI Workspace
- B. Common Data Service
- C. Power BI Dataflows
- D. Power Platform admin center
- E. Power BI Desktop

Correct Answer: E

Section:

Explanation:

Reference:

<https://docs.microsoft.com/en-us/powerapps/maker/data-platform/data-platform-powerbi-connector>

QUESTION 25

You create a Power Virtual Agents chatbot for a company. The chatbot will use common channels and services by which the company communicates with customers.

You need to determine which services the chatbot can be used with or added to.

Which two services can the chatbot be used with? Each correct answer presents a complete solution.

NOTE: Each correct selection is worth one point.

- A. Facebook
- B. Power BI
- C. Microsoft Azure Event Grid
- D. Microsoft Azure Service Bus
- E. Microsoft Azure Bot Framework

Correct Answer: A, E



Section:

Explanation:

Reference:

<https://docs.microsoft.com/en-us/power-virtual-agents/publication-fundamentals-publish-channels>

QUESTION 26

You create a Power Virtual Agents chatbot for a company.

The management wants to learn about the effectiveness of the chatbot.

You need to identify the percentage of customers who stop responding to prompts from the chatbot.

Which report should you view?

- A. Customer satisfaction
- B. Engagement over time
- C. Escalation rate drivers
- D. Session outcomes over time

Correct Answer: B

Section:

Explanation:

Reference:

<https://docs.microsoft.com/en-us/power-virtual-agents/teams/analytics-csat-teams>

QUESTION 27

DRAG DROP

You plan to use Power Automate to monitor what people are saying about your company's products. You store the feedback for research and development purposes.

You need to recommend Power Automate components to use for the solution.

To answer, drag the appropriate components to the correct requirements. Each component may be used once, more than once, or not at all. You may need to drag the split bar between panes or scroll to view content.

NOTE: Each correct selection is worth one point.

Select and Place:

Components

- action
- expression
- service
- trigger
- flow type

Answer Area

Requirement

- Retrieve the top five posts from your company's Facebook page.
- Enter the resulting posts into the product database.
- Combine author and link fields into a single field.
- Run flow every hour.

Component

- Component
- Component
- Component
- Component

Correct Answer:

Components

- action
- expression
- service
- trigger
- flow type

Answer Area

Requirement

- Retrieve the top five posts from your company's Facebook page.
- Enter the resulting posts into the product database.
- Combine author and link fields into a single field.
- Run flow every hour.

Component

- action
- action
- expression
- trigger

Section:

Explanation:

Box 1: Action

An action is something that occurs as a result of the workflow. For example, send an email or copy a file. In this case, the action is to retrieve the top five posts from a Facebook page.

Box 2: Action

An action is something that occurs as a result of the workflow. For example, send an email or copy a file. In this case, the action is to insert records into a database.

Box 3: Expression
Sometimes users just need to do basic operations like getting the current time, adding numbers together, or replacing a part of a string of text. That's possible inline in any flow action. Microsoft Flow leverages the same Workflow Definition Language used by Azure Logic apps. For new users who are unfamiliar with the expression language, there is an inline help experience that shows how to use each expression as they build out their flow.

Box 4: Trigger

A trigger is something that triggers or starts the workflow. It could be a new file uploaded to a document library, a new item created in the list or an email sent to your Inbox – something that will start (kick-off the workflow).

There are two types of triggers:

Automatic trigger is pre-programmed into the workflow based on a certain rule (i.e. new document or item created, email sent, etc.) Manual Trigger is a trigger initiated by a user. Unlike with automatic trigger above, the workflow will only start when initiated manually by the end user (for example, from the Document Library for a selected file). Manual trigger is only supported for certain types of workflows (i.e. Get feedback from your manager for the selected file)

Reference:

<https://sharepointmaven.com/3-major-components-microsoft-flow/>

<https://www.avepoint.com/blog/office-365/office-365-automation/>

<https://flow.microsoft.com/de-de/blog/use-expressions-in-actions/>

<https://docs.microsoft.com/en-us/power-automate/getting-started>

QUESTION 28

DRAG DROP

A company plans to use Power Automate to automate tasks.

Match each flow type to its description. To answer, drag the appropriate flow type from the column on the left to its description on the right. Each option may be used once, more than once, or not at all.

NOTE: Each correct match is worth one point.

Select and Place:

Flow types

automated
business process
scheduled
instant

Answer Area

Description

a flow that runs after it is triggered by an event

a flow that guides a user through a set of tasks

a flow that runs after a specified number of days

a flow that allows you to start tasks on-demand

Flow type

Flow type

Flow type

Flow type

Flow type

Correct Answer:

Flow types

Answer Area

Description

- a flow that runs after it is triggered by an event
- a flow that guides a user through a set of tasks
- a flow that runs after a specified number of days
- a flow that allows you to start tasks on-demand

Flow type

automated
business process
scheduled
instant

Section:

Explanation:

Box 1: automated

Automated flows start with an event or trigger, such as an email being received. These also support a multitude of actions in the 200+ Flow connectors.

Box 2: business process

The business process flow that creates stages or screens that enforce a certain sequence of steps. It collects data from users for each step in the stage and can kick off automated workflows.

Box 3: scheduled

Scheduled flows run regular reports that are sent out to a team and summarize everything that's happened in the past week. This includes everything from simple daily scheduling to more complex scheduling like "every 3rd Monday."

Box 4: instant

An instant flow is triggered when you click a button inside of the Flow mobile app, SharePoint, Dynamics, PowerApps, or Excel that passes context directly into your flow.

Note: There are four different Flow types that you can choose from when starting out. You can create a scheduled flow, automated flow, instant flow, or a business process flow.

Reference:

<https://www.avepoint.com/blog/office-365/office-365-automation/>

QUESTION 29

DRAG DROP

A project deadline is approaching. The project manager reports that there are still a number of critical tasks that are not complete.

You need to implement Power Automate to help streamline processes.

Which types of flows should you use? To answer, drag the appropriate flow types to the correct requirement. Each flow type may be used once, more than once, or not at all. You may need to drag the split bar between panes or scroll to view content.

NOTE: Each correct selection is worth one point.

Select and Place:

Flow types

- automated
- instant
- scheduled
- business process

Answer Area

Requirement

- Ensure that all of the steps for completing tasks are consistently followed by all team members.
- Ensure that users can manually send an email to the project lead whenever a task is completed.
- Automatically send a list of completed tasks at the end of each week.

Flow type

-
-
-

Correct Answer:

Flow types

-
- instant
-
-

Answer Area

Requirement

- Ensure that all of the steps for completing tasks are consistently followed by all team members.
- Ensure that users can manually send an email to the project lead whenever a task is completed.
- Automatically send a list of completed tasks at the end of each week.

Flow type

- business process
- automated
- scheduled

Section:

Explanation:

Reference:

- <https://docs.microsoft.com/en-us/power-automate/business-process-flows-overview>
- <https://docs.microsoft.com/en-us/power-automate/get-started-logic-flow>
- <https://docs.microsoft.com/en-us/power-automate/run-scheduled-tasks>

QUESTION 30

DRAG DROP

A company provides on-site architectural consulting services to residential and business customers. The company wants to implement a simple alert system where a consultant can press a button on their mobile device to send the user's location to the company as a text notification.

You need to build a button flow that sends the notification.

In which order should you perform the actions? To answer, move all actions from the list of actions to the answer area and arrange them in the correct order.

Select and Place:

Actions

- Add a new step to the flow.
- Add a trigger.
- Select a connector and action to send text notifications.
- Set the actions properties.
- Save the flow.

Answer Area

-
-
-
-
-

Correct Answer:

Actions

-
-
-
-
-

Answer Area

- Add a new step to the flow.
- Select a connector and action to send text notifications.
- Set the actions properties.
- Add a trigger.
- Save the flow.

Section:

Explanation:

Reference:

<https://docs.microsoft.com/en-us/power-automate/button-flow-with-user-input-tokens#main>

QUESTION 31

DRAG DROP

A travel company plans to use the Power Platform to create tools that help travel agents book customer travel.

You need to recommend solutions for the company.

What should you recommend? To answer, drag the appropriate tools to the correct requirements. Each tool may be used once, more than once, or not at all. You may need to drag the split bar between panes or scroll to view content. NOTE: Each correct selection is worth one point.

Select and Place:

Tools

- Business rule
- Business process flow
- Power Automate
- Power BI

Answer Area

Requirement	Tool
If a customer is travelling with a person under the age of 18, a field must display to collect date of birth for the under 18 traveler only.	
Ensure that all travel agents use the same process with all customers.	
Send a confirmation email to customers after reservations are complete.	

Correct Answer:

Tools

-
-
-
- Power BI

Answer Area

Requirement	Tool
If a customer is travelling with a person under the age of 18, a field must display to collect date of birth for the under 18 traveler only.	Business rule
Ensure that all travel agents use the same process with all customers.	Business process flow
Send a confirmation email to customers after reservations are complete.	Power Automate



Section:

Explanation:

Reference:

<https://docs.microsoft.com/en-us/power-automate/getting-started>

<https://docs.microsoft.com/en-us/powerapps/maker/common-data-service/data-platform-create-business-rule#:~:text=Business%20rules%20provide%20a%20simple,changing%20and%20commonly%20used%20rules.&text=To%20define%20a%20business%20rule,a%20model%2Ddriven%20app%20form.>

QUESTION 32

A company uses Power Platform.

You must ensure that users cannot share customer data with other users. You must also ensure that users cannot connect to data sources unless you grant the user explicit permissions to access a data source.

You need to recommend solutions to meet the company's security requirements.

Which two types of policies should you recommend? Each correct answer presents part of the solution.

NOTE: Each correct selection is worth one point.

- A. Office cloud policies
- B. Group Policy Objects
- C. environment-level policies
- D. tenant-level policies
- E. preset security policies

Correct Answer: C, D

Section:

Explanation:

Reference:

<https://docs.microsoft.com/en-us/power-platform/admin/wp-data-loss-prevention>

<https://docs.microsoft.com/en-us/power-platform/admin/create-dlp-policy>

QUESTION 33

You are creating visuals in Power BI.

You create area charts, pie charts, and donut charts that use your company's data.

You need to display the charts to others at the company.

Which two objects can you add the charts to? Each correct answer presents a complete solution.

NOTE: Each correct selection is worth one point.

- A. Power BI service
- B. Power BI reports
- C. Power BI desktop
- D. Power BI dashboards

Correct Answer: B, D

Section:

Explanation:

Reference:

<https://docs.microsoft.com/en-us/power-bi/visuals/power-bi-visualization-types-for-reports-and-q-and-a>

QUESTION 34

A company is building an interactive chatbot to answer questions about product and product warranties.

You need to create conversation paths for questions about product warranties.

Which tool should you use?

- A. Authoring canvas
- B. Azure Bot Framework
- C. Power Platform admin center
- D. Power Virtual Agents portal
- E. Conversation node

Correct Answer: D

Section:

Explanation:

Reference:



<https://docs.microsoft.com/en-us/power-virtual-agents/authoring-create-edit-topics>

QUESTION 35

You are building a Power Virtual Agents chatbot for a company. You are working with an existing topic and would like to call an action. Which technology is available to perform the action?

- A. Power Virtual Agent Entity
- B. Power BI
- C. Power Apps
- D. Power Automate

Correct Answer: D

Section:

Explanation:

Reference:

<https://docs.microsoft.com/en-us/power-virtual-agents/advanced-flow>

QUESTION 36

A company uses a model-driven app for their mobile sales activities.

The company wants to modify the view that is used for sales orders. You must apply a new default filter to the view. You must also modify the default sorting for sales orders. You need to make the changes to the view. In which three locations can you make the changes? Each correct answer presents a complete solution. NOTE: Each correct selection is worth one point.

- A. Power Apps site
- B. Solution Explorer
- C. Microsoft Azure DevOps
- D. App Designer

Correct Answer: A, C, D

Section:

Explanation:

You can edit or remove a filter condition through the Power Apps site.

You can create and edit Analytics views in Azure DevOps.

An alternative to editing views in the tables is to edit views from the app designer.

Reference:

<https://docs.microsoft.com/en-us/powerapps/maker/model-driven-apps/create-edit-view-filters>

<https://docs.microsoft.com/en-us/azure/devops/report/powerbi/analytics-views-create>

<https://docs.microsoft.com/en-us/powerapps/maker/model-drivenapps/create-edit-views-app-designer>

QUESTION 37

A company is creating a chatbot to replace a frequently asked questions (FAQ) site.

You must perform step-by-step testing for all scenarios that are part of a complex user interaction that includes multiple topics. Testers must be able to see the workflow while interacting with the chatbot. You need to test the chatbot.

What should you do?

- A. View analytics for a chatbot conversation.
- B. Publish the chatbot and test it in any channel.
- C. Publish the chatbot and test it in the demo website.



D. Use the chatbot designer to test the chatbot.

Correct Answer: C

Section:

Explanation:

When publishing the bot to the web, you can publish to a prebuilt demo website (which you can use to share the bot with your teammates and stakeholders) and to your own live website. Note: You should use the demo website only to try out the bot and share it with your teammates or other stakeholders who want to try out the bot. It's not intended for production uses, for example, you shouldn't use it directly with customers.

Reference:

<https://docs.microsoft.com/en-us/power-virtual-agents/publication-connect-bot-to-web-channels>

QUESTION 38

A company is creating a canvas app to track and analyze customer visits to their retail stores. Data about customer visits is stored on-premises at each retail store location. The app must display data about customer visits when users launch the app.

You need to ensure that the data is available for consumption by the app.

Which tool should you use?

- A. Connector
- B. Microsoft Dataverse
- C. Data source
- D. Power Automate
- E. Data gateway

Correct Answer: A

Section:

QUESTION 39

A company using Power Platform is implementing Power BI. The company plans to connect to several data sources and create reports and dashboards. You need to identify the data sources they can connect to.

Which two data sources should you use? Each correct answer presents a complete solution.

NOTE: Each correct selection is worth one point.

- A. Microsoft Excel
- B. Microsoft Dataverse
- C. Microsoft OneNote
- D. Microsoft Word

Correct Answer: A, B

Section:

QUESTION 40

HOTSPOT

A company is evaluating Power Platform and has questions about the role that Microsoft Dataverse plays in using Power Apps and Power Automate.

For each of the following statements, select Yes if the statement is true. Otherwise, select No.

NOTE: Each correct selection is worth one point.

Hot Area:



Answer Area	Statement	Yes	No
	Model-driven apps require a Microsoft Dataverse database.	<input type="radio"/>	<input type="radio"/>
	A flow instance can only access one Microsoft Dataverse database.	<input type="radio"/>	<input type="radio"/>
	Canvas apps require a Microsoft Dataverse database.	<input type="radio"/>	<input type="radio"/>

Answer Area:

Answer Area	Statement	Yes	No
	Model-driven apps require a Microsoft Dataverse database.	<input checked="" type="radio"/>	<input type="radio"/>
	A flow instance can only access one Microsoft Dataverse database.	<input checked="" type="radio"/>	<input type="radio"/>
	Canvas apps require a Microsoft Dataverse database.	<input checked="" type="radio"/>	<input type="radio"/>

Section:

Explanation:

QUESTION 41

HOTSPOT

A company plans to create a Common Data Service environment.

For each of the following statements, select Yes if the statement is true. Otherwise, select No.

NOTE: Each correct selection is worth one point.

Hot Area:

Answer Area



Statement	Yes	No
You can create a Common Data Service environment in the Power Platform Admin center.	<input type="radio"/>	<input type="radio"/>
You must enable data encryption after you create a Common Data Service environment.	<input type="radio"/>	<input type="radio"/>
You can control security roles and privileges in a Common Data Service Environment from the Power Apps Admin center.	<input type="radio"/>	<input type="radio"/>

Answer Area:

Answer Area



Statement	Yes	No
You can create a Common Data Service environment in the Power Platform Admin center.	<input checked="" type="radio"/>	<input type="radio"/>
You must enable data encryption after you create a Common Data Service environment.	<input type="radio"/>	<input checked="" type="radio"/>
You can control security roles and privileges in a Common Data Service Environment from the Power Apps Admin center.	<input checked="" type="radio"/>	<input type="radio"/>

Section:

Explanation:

Reference:

<https://docs.microsoft.com/en-us/power-platform/admin/create-database>

<https://docs.microsoft.com/en-us/power-platform/admin/database-security>

QUESTION 42

HOTSPOT

A company needs to create several workflows and applications to help streamline their sales operations.

You need to determine which applications are appropriate for given scenarios.

Which applications should you use? To answer, select the appropriate options in the answer area.

NOTE: Each correct selection is worth one point.

Hot Area:

Scenario

Application

Create no-code workflows that use different systems.

	▼
Azure Logic Apps	
Power Apps	
Power Automate	
Dynamics 365 workflows	

Build a no-code mobile application.



Administer your workflow in Microsoft Azure.

	▼
Azure Logic Apps	
Power Apps	
Power Automate	
Dynamics 365 workflows	

Build a mobile application by using Common Data Service.

	▼
Azure Logic Apps	
Power Apps	
Power Automate	
Dynamics 365 workflows	

	▼
Azure Logic Apps	
Power Apps	
Power Automate	
Dynamics 365 workflows	

Answer Area:

Scenario

Application

Create no-code workflows that use different systems.

- ▼
- Azure Logic Apps
- Power Apps
- Power Automate
- Dynamics 365 workflows

Build a no-code mobile application.



Administer your workflow in Microsoft Azure.

- ▼
- Azure Logic Apps
- Power Apps
- Power Automate
- Dynamics 365 workflows

Build a mobile application by using Common Data Service.

- ▼
- Azure Logic Apps
- Power Apps
- Power Automate
- Dynamics 365 workflows

- ▼
- Azure Logic Apps
- Power Apps
- Power Automate
- Dynamics 365 workflows

Section:

Explanation:

Reference:

<https://docs.microsoft.com/en-us/power-automate/getting-started>

<https://docs.microsoft.com/en-us/azure/logic-apps/logic-apps-overview>

<https://powerapps.microsoft.com/pl-pl/blog/business-model-may/>

QUESTION 43

HOTSPOT

You have a Power BI report.

For each of the following statements, select Yes if the statement is true. Otherwise, select No.

NOTE: Each correct selection is worth one point.

Hot Area:

Answer Area

Statement	Yes	No
You can export data from a visualization in a Power BI report.	<input type="radio"/>	<input type="radio"/>
You can show the data behind a visual report on your screen without exporting the data.	<input type="radio"/>	<input type="radio"/>
You can export data to view supporting data for a KPI.	<input type="radio"/>	<input type="radio"/>

Answer Area:

Answer Area

Statement	Yes	No
You can export data from a visualization in a Power BI report.	<input checked="" type="radio"/>	<input type="radio"/>
You can show the data behind a visual report on your screen without exporting the data.	<input type="radio"/>	<input checked="" type="radio"/>
You can export data to view supporting data for a KPI.	<input checked="" type="radio"/>	<input type="radio"/>

Section:

Explanation:

Box 1: Yes

If you'd like to see the data that Power BI uses to create a visualization, you can display that data in Power BI. You can also export that data to Excel as an .xlsx or .csv file. The option to export the data requires a Pro or Premium license and edit permissions to the dataset and report.

Note: Export data from a Power BI dashboard

1. Select the ellipsis in the upper-right corner of the visualization.
2. Choose the Export data icon.
3. Power BI exports the data to a .csv file. If you've filtered the visualization, then the app will filter the downloaded data.
4. Your browser will prompt you to save the file. Once saved, open the .csv file in Excel.

Box 2: No

Underlying data: Select this option if you want to see the data in the visual and additional data from the model (see chart below for details). If your visualization has an aggregate, selecting Underlying data removes the aggregate. When you select Export, Power BI exports the data to an .xlsx file and your browser prompts you to save the file. Once saved, open the file in Excel.

Box 3: Yes

A KPI dataset needs to contain goal values for a KPI. If your dataset doesn't contain goal values, you can create them by adding an Excel sheet with goals to your data model or PBIX file.

Note: A Key Performance Indicator (KPI) is a visual cue that communicates the amount of progress made toward a measurable goal.

Reference:

<https://docs.microsoft.com/en-us/power-bi/visuals/power-bi-visualization-export-data>

<https://docs.microsoft.com/en-us/power-bi/visuals/power-bi-visualization-kpi>

QUESTION 44

HOTSPOT

A user is starting to learn about Power Apps.

Which objects should you use? To answer, select the appropriate options in the answer area.

NOTE: Each correct selection is worth one point.

Hot Area:

Answer Area



A Power Apps app can call a

	▼
connector	
flow	
gateway	
solution	



Actions and triggers are properties of a

	▼
connector	
flow	
gateway	
solution	

Answer Area:

Answer Area



A Power Apps app can call a

	▼
connector	
flow	
gateway	
solution	



Actions and triggers are properties of a

	▼
connector	
flow	
gateway	
solution	

Section:

Explanation:

Reference:

<https://docs.microsoft.com/en-us/powerapps/powerapps-overview>

<https://docs.microsoft.com/en-us/power-automate/getting-started>

QUESTION 45

HOTSPOT

You are a regional sales manager for a large internet retailer. You create a series of Power BI reports and dashboards to help sales associates be more productive and increase sales. Sales are not increasing as expected.

You need to determine if the new reports are being used and send emails to sales associates to provide guidance on how to use the reports and dashboards.

Which features should you use? To answer, select the appropriate options in the answer area.

NOTE: Each correct selection is worth one point.

Hot Area:

Answer Area



Requirement

Send an email to the sales associates on a predetermined schedule.

	▼
Subscribe	
Share	
Favorites	
Publisher	



Quantify the adoption usage from the sales associates.

	▼
Explore	
Favorites	
Usage metrics	
Performance inspector	

Answer Area:

Answer Area



Requirement

Send an email to the sales associates on a predetermined schedule.

	▼
Subscribe	
Share	
Favorites	
Publisher	



Quantify the adoption usage from the sales associates.

	▼
Explore	
Favorites	
Usage metrics	
Performance inspector	

Section:

Explanation:

Reference:

<https://docs.microsoft.com/en-us/power-bi/consumer/end-user-subscribe>

<https://docs.microsoft.com/en-us/power-bi/service-usage-metrics>

QUESTION 46

HOTSPOT

A user is trying to understand the differences between the various ways apps can be built by using Power Apps.

For each of the following statements, select Yes if the statement is true. Otherwise, select No.

NOTE: Each correct selection is worth one point.

Hot Area:

Answer Area
CEplus.com

Statement

Yes

No

You can embed canvas apps in model-driven apps.

A Power Apps portal can use only one data source.

You must use Power BI to create reports in model-driven apps.

Answer Area:

Answer Area
CEplus.com

Statement

Yes

No

You can embed canvas apps in model-driven apps.

A Power Apps portal can use only one data source.

You must use Power BI to create reports in model-driven apps.

Section:

Explanation:

Box 1: Yes

You can create a canvas app and then embed that within a model driven app.

Box 2: No

With the capability to build a portal in PowerApps, you can create a website for external and internal users enabling them to interact with data stored in Common Data Service.

Note: Common Data Service lets you securely store and manage data that's used by business applications. Data within Common Data Service is stored within a set of entities. An entity is a set of records used to store data, similar to how a table stores data within a database. Common Data Service includes a base set of standard entities that cover typical scenarios, but you can also create custom entities specific to your organization and populate them with data using Power Query. App makers can then use PowerApps to build rich applications using this data.

Box 3: Yes

To get started building a report you'll need the latest version of Power BI Desktop and a PowerApps environment with the latest version of the Common Data Service.

Reference:

<https://carldesouza.com/how-to-embed-a-canvas-app-in-a-model-driven-app-in-powerapps/>

<https://docs.microsoft.com/en-us/powerapps/maker/portals/create-portal>

<https://docs.microsoft.com/en-us/powerapps/maker/common-data-service/data-platform-intro>

QUESTION 47

HOTSPOT

A user is creating their first canvas app in Power Apps.

The user does not know what types of controls they can include.

You need to recommend solutions for the user.

Which types of controls would you recommend using in Power Apps? To answer, select the appropriate control in the dialog box in the answer area.

NOTE: Each correct selection is worth one point.

Hot Area:

Answer Area	Scenario	Control
<input type="checkbox"/>	View the date, time, and location of upcoming internal meetings.	<input type="checkbox"/> Meeting-screen template <input type="checkbox"/> Gallery <input type="checkbox"/> List box
<input type="checkbox"/>	Create a meeting request from within the app.	<input type="checkbox"/> Meeting-screen template <input type="checkbox"/> Gallery <input type="checkbox"/> List box
<input type="checkbox"/>	Drill down into customer contact records in Dynamics 365 Sales to view a photo of a customer you are meeting.	<input type="checkbox"/> Image <input type="checkbox"/> People-screen template <input type="checkbox"/> Add picture

Answer Area:

Answer Area	Scenario	Control
	View the date, time, and location of upcoming internal meetings.	<div style="border: 1px solid black; padding: 2px;"> <div style="text-align: right;">▼</div> <div style="padding: 2px;">Meeting-screen template</div> <div style="padding: 2px; background-color: #e0ffe0;">Gallery</div> <div style="padding: 2px;">List box</div> </div>
	Create a meeting request from within the app.	<div style="border: 1px solid black; padding: 2px;"> <div style="text-align: right;">▼</div> <div style="padding: 2px; background-color: #e0ffe0;">Meeting-screen template</div> <div style="padding: 2px;">Gallery</div> <div style="padding: 2px;">List box</div> </div>
	Drill down into customer contact records in Dynamics 365 Sales to view a photo of a customer you are meeting.	<div style="border: 1px solid black; padding: 2px;"> <div style="text-align: right;">▼</div> <div style="padding: 2px; background-color: #e0ffe0;">Image</div> <div style="padding: 2px;">People-screen template</div> <div style="padding: 2px;">Add picture</div> </div>

Section:

Explanation:

Box 1: Gallery

A Gallery control can show multiple records from a data source, and each record can contain multiple types of data. For example, a Gallery control can show multiple contacts with each item showing contact information that includes a name, an address, and a phone number for each contact.

Box 2: Meeting-screen template

In a canvas app, add a meeting screen that lets users create and send meeting requests from their Office 365 Outlook accounts. Users can search for attendees in their org and add external email addresses. If your tenant has meeting rooms built into Outlook, users can select a location as well.

Box 3: Image

If you add one or more Image controls to your app, you can show individual images that aren't part of a data set, or you can incorporate images from records in data sources.

Incorrect Answers:

List box: A list in which the user can select one or multiple items.

With the Add picture control in PowerApps users can take photos or upload image files from their device and update the data source with this content. On a mobile device the user is presented with the device's choice dialog to choose between taking a photo or selecting one already available.

Reference:

<https://docs.microsoft.com/en-us/powerapps/maker/canvas-apps/screen-templates/meeting-screen-overview>

QUESTION 48

HOTSPOT

You are designing a Power Apps solution that allows users to upload a status report directly to the company Microsoft SharePoint project management site from their mobile device.

For each of the following statements, select Yes if the statement is true. Otherwise, select No.

NOTE: Each correct selection is worth one point.

Hot Area:

Statement

You should build a model-driven app in Power Apps.

Yes

No

You should build a canvas app in Power Apps.

Users must download and run the Power Apps mobile application to use the solution.

Answer Area:

Statement

You should build a model-driven app in Power Apps.

Yes

No

You should build a canvas app in Power Apps.

Users must download and run the Power Apps mobile application to use the solution.

Section:

Explanation:

Box 1: No

Box 2: Yes

Box 3: Yes

When you create an app, or someone shares an app with you, you can run that app on Windows, iOS, Android, or in a web browser.

References:

<https://docs.microsoft.com/en-us/powerapps/maker/canvas-apps/app-from-sharepoint>

<https://docs.microsoft.com/en-us/powerapps/user/run-app-client>

QUESTION 49

HOTSPOT

Vdumps

You are creating a canvas app that will be used in several countries/regions.
For each of the following statements, select Yes if the statement is true. Otherwise, select No.
NOTE: Each correct selection is worth one point.

Hot Area:

Answer Area



Statement

Yes

No

Canvas app authoring environment will adapt to the language setting of the author.

When running a canvas app on a mobile device, the app adopts the app author's language.

Numbers and dates in Power Apps app automatically conform to the regional and language settings for a user's device.

Answer Area:

Answer Area



Statement

Yes

No

Canvas app authoring environment will adapt to the language setting of the author.

When running a canvas app on a mobile device, the app adopts the app author's language.

Numbers and dates in Power Apps app automatically conform to the regional and language settings for a user's device.



Section:

Explanation:

Reference:

<https://docs.microsoft.com/en-us/powerapps/maker/canvas-apps/global-apps>

QUESTION 50

HOTSPOT

A company plans to build Power Apps portals.

For each of the following statements, select Yes if the statement is true. Otherwise, select No.

NOTE: Each correct selection is worth one point.

Hot Area:

Statement	Yes	No
You must use standard templates for building portals.	<input type="radio"/>	<input type="radio"/>
You can test portals in non-production environments and then migrate the portals into production environments.	<input type="radio"/>	<input type="radio"/>
When transitioning to the new version of a portal, you can display a customizable maintenance page until the new portal is ready to be used.	<input type="radio"/>	<input type="radio"/>

Answer Area:

Statement	Yes	No
You must use standard templates for building portals.	<input checked="" type="radio"/>	<input type="radio"/>
You can test portals in non-production environments and then migrate the portals into production environments.	<input checked="" type="radio"/>	<input type="radio"/>
When transitioning to the new version of a portal, you can display a customizable maintenance page until the new portal is ready to be used.	<input checked="" type="radio"/>	<input type="radio"/>

Section:

Explanation:

Reference:

<https://docs.microsoft.com/en-us/powerapps/maker/portals/overview>

<https://docs.microsoft.com/en-us/powerapps/maker/portals/admin/migrate-portal-configuration>

<https://docs.microsoft.com/en-us/powerapps/maker/portals/admin/enable-maintenance-mode>

QUESTION 51

HOTSPOT

You create a model-driven app. You need to determine which customization can be made to table forms.

Hot Area:

Statements	Yes	No
A form can be made visible only to users who have been assigned a specific security role.	<input type="radio"/>	<input type="radio"/>
The label of a column on a form can be different than the column display name.	<input type="radio"/>	<input type="radio"/>
You can edit the system view named Quick Find to change the title and subtitle displayed for records in a look-up column.	<input type="radio"/>	<input type="radio"/>

Answer Area:

Statements	Yes	No
A form can be made visible only to users who have been assigned a specific security role.	<input checked="" type="radio"/>	<input type="radio"/>
The label of a column on a form can be different than the column display name.	<input checked="" type="radio"/>	<input type="radio"/>
You can edit the system view named Quick Find to change the title and subtitle displayed for records in a look-up column.	<input type="radio"/>	<input checked="" type="radio"/>

Section:

Explanation:



QUESTION 52

HOTSPOT

For each of the following statements, select Yes if the statement is true. Otherwise, select No.

NOTE: Each correct selection is worth one point.

Hot Area:

Statement	Yes	No
Sharing a model-driven app and sharing a canvas app both send an email with the link to the app to the users.	<input type="radio"/>	<input type="radio"/>
Administrators assign Power Platform security roles and permissions identically for canvas apps, model-driven apps, and shared apps.	<input type="radio"/>	<input type="radio"/>
You must publish both personal and system views before a user may consume them.	<input type="radio"/>	<input type="radio"/>

Answer Area:

Statement	Yes	No
Sharing a model-driven app and sharing a canvas app both send an email with the link to the app to the users.	<input checked="" type="checkbox"/>	<input type="checkbox"/>
Administrators assign Power Platform security roles and permissions identically for canvas apps, model-driven apps, and shared apps.	<input type="checkbox"/>	<input checked="" type="checkbox"/>
You must publish both personal and system views before a user may consume them.	<input type="checkbox"/>	<input checked="" type="checkbox"/>

Section:

Explanation:

QUESTION 53

HOTSPOT

For each of the following statements, select Yes if the statement is true. Otherwise, select No.

NOTE: Each correct selection is worth one point.

Hot Area:

Statements	Yes	No
Sharing a model-driven app with a user is the only security required for users to access the app.	<input type="checkbox"/>	<input type="checkbox"/>
You can change the order of the columns in a view once you have created and published a view.	<input type="checkbox"/>	<input type="checkbox"/>
System views must be shared for everyone to view them.	<input type="checkbox"/>	<input type="checkbox"/>

 Vdumps

Answer Area:

Statements	Yes	No
Sharing a model-driven app with a user is the only security required for users to access the app.	<input checked="" type="checkbox"/>	<input type="checkbox"/>
You can change the order of the columns in a view once you have created and published a view.	<input type="checkbox"/>	<input checked="" type="checkbox"/>
System views must be shared for everyone to view them.	<input type="checkbox"/>	<input checked="" type="checkbox"/>

Section:

Explanation:

QUESTION 54

HOTSPOT

You receive a copy of a Power Automate cloud flow from a colleague.

For each of the following statements, select Yes if the statement is true. Otherwise, select No.

NOTE: Each correct selection is worth one point.

Hot Area:

Answer Area

Statement	Yes	No
You can create a new flow that is a copy of the original flow.	<input type="radio"/>	<input type="radio"/>
You can modify the original flow.	<input type="radio"/>	<input type="radio"/>

Answer Area:

Answer Area

Statement	Yes	No
You can create a new flow that is a copy of the original flow.	<input checked="" type="radio"/>	<input type="radio"/>
You can modify the original flow.	<input type="radio"/>	<input checked="" type="radio"/>

Section:

Explanation:

QUESTION 55

HOTSPOT

A company plans to implement Power Platform solutions.

For each of the following statements, select Yes if the statement is true. Otherwise, select No.

NOTE: Each correct selection is worth one point.

Hot Area:

Answer Area

	Yes	No
Users can interact with canvas apps directly in Microsoft SharePoint and Teams.	<input type="radio"/>	<input type="radio"/>
Users can interact with model-driven apps directly in Microsoft SharePoint and Teams.	<input type="radio"/>	<input type="radio"/>

Answer Area:

Answer Area

	Yes	No
Users can interact with canvas apps directly in Microsoft SharePoint and Teams.	<input checked="" type="radio"/>	<input type="radio"/>
Users can interact with model-driven apps directly in Microsoft SharePoint and Teams.	<input type="radio"/>	<input checked="" type="radio"/>

Section:

Explanation:

QUESTION 56

HOTSPOT

A company uses Microsoft Dataverse to manage business data.

You need to import data into Dataverse from other data sources by using dataflows.

For each of the following statement, select Yes if the statement is true. Otherwise, select No.

NOTE: Each correct selection is worth one point.



Hot Area:

Answer Area

Statements	Yes	No
You can access data sources in a dataflow by using the connectors that are used with Power Automate.	<input type="radio"/>	<input type="radio"/>
You can use Power Query to shape and transform the data in a dataflow.	<input type="radio"/>	<input type="radio"/>
You can run dataflows on a schedule to refresh the data in Dataverse.	<input type="radio"/>	<input type="radio"/>

Answer Area:

Answer Area

Statements

You can access data sources in a dataflow by using the connectors that are used with Power Automate.

Yes

No

You can use Power Query to shape and transform the data in a dataflow.

You can run dataflows on a schedule to refresh the data in Dataverse.

Section:

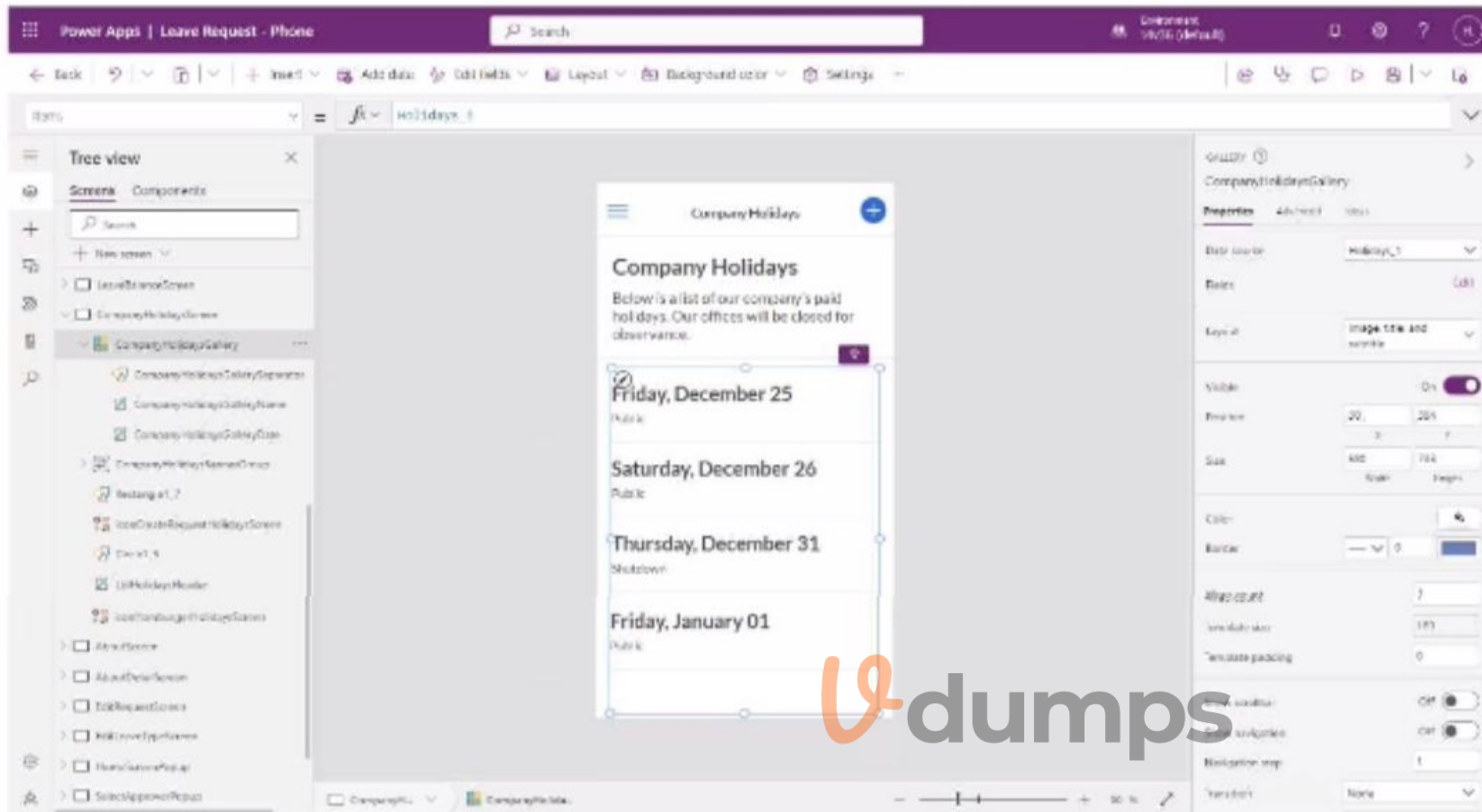
Explanation:

QUESTION 57

HOTSPOT

A company creates a canvas app that allows employees to manage their vacation. The app also contains the company's holiday closures, as show in the following graphic.





Use the drop-down menus to select the answer choice that answers each question based on the information presented in the graphic.

NOTE: Each correct selection is worth one point.

Hot Area:

Answer Area

Questions

What is the name of the gallery control that is selected?

Which icon in the top-right corner of the screen should you select to test the app?

What should you change to update the format of the dates to DD/MM/YYYY?

Answer choice

CompanyHolidaysGallery	▼
Company1HolidaysGallery	
Holidays_1	
Company Holidays	
Play	▼
Stethoscope	
Play	
Speech bubble	
data source	▼
formula	
control	
data source	

Answer Area:

Answer Area

Questions

What is the name of the gallery control that is selected?

Which icon in the top-right corner of the screen should you select to test the app?

What should you change to update the format of the dates to DD/MM/YYYY?

Answer choice

CompanyHolidaysGallery	▼
Company1HolidaysGallery	
Holidays_1	
Company Holidays	
Play	▼
Stethoscope	
Play	
Speech bubble	
data source	▼
formula	
control	
data source	

Section:

Explanation:

QUESTION 58

HOTSPOT

A company is building a Power Virtual Agents chatbot to assist employees.

You need to select the features the bot will use when employees request time off.

Which features should you select? To answer, select the appropriate options in the answer area.

NOTE: Each correct selection is worth one point.

Hot Area:

Answer Area

Step

An employee opens the conversation by saying, "I need to take time off."

The chatbot requests the employee's location.

The chatbot recognizes the name of the city the employee provides.

The chatbot creates the time off request in the human resources system.

Feature

- Action
 - Action
 - Entity
 - Trigger phrase
- Show a message node
 - Action
 - Show a message node
 - Trigger phrase
- Trigger phrase
 - Entity
 - Show a message node
 - Trigger phrase
- Action
 - Action
 - Entity
 - Show a message node

Answer Area:
Answer Area



Step

An employee opens the conversation by saying, "I need to take time off."

The chatbot requests the employee's location.

The chatbot recognizes the name of the city the employee provides.

The chatbot creates the time off request in the human resources system.

Feature

- Action
 - Action
 - Entity
 - Trigger phrase
- Show a message node
 - Action
 - Show a message node
 - Trigger phrase
- Trigger phrase
 - Entity
 - Show a message node
 - Trigger phrase
- Action
 - Action
 - Entity
 - Show a message node

Section:
Explanation:

QUESTION 59
HOTSPOT

A tutoring company has developed and deployed a model-driven app for the administration staff and a canvas app for teachers. Instructions: For each of the following statements, select Yes if the statement is true. Otherwise, select No.

NOTE: Each correct selection is worth one point.

Hot Area:

Answer Area

Statements	Yes	No
Teachers can access the canvas app by using desktops and mobile devices.	<input type="radio"/>	<input type="radio"/>
Only assignments of security roles are required for canvas app access.	<input type="radio"/>	<input type="radio"/>
Administration staff can create personal views and dashboards in the model-driven app.	<input type="radio"/>	<input type="radio"/>

Answer Area:

Answer Area

Statements	Yes	No
Teachers can access the canvas app by using desktops and mobile devices.	<input checked="" type="radio"/>	<input type="radio"/>
Only assignments of security roles are required for canvas app access.	<input type="radio"/>	<input checked="" type="radio"/>
Administration staff can create personal views and dashboards in the model-driven app.	<input checked="" type="radio"/>	<input type="radio"/>

Section:

Explanation:

QUESTION 60

HOTSPOT

For each of the following statements, select Yes if the statement is true. Otherwise, select No.

NOTE: Each correct selection is worth one point.

Hot Area:

Answer Area

Statement	Yes	No
Power Virtual Agent chatbots can be created directly in Microsoft Teams.	<input type="radio"/>	<input type="radio"/>
Power Virtual Agent chatbots can use the bot testing feature directly within Microsoft Teams.	<input type="radio"/>	<input type="radio"/>

Answer Area:

Answer Area

Statement	Yes	No
Power Virtual Agent chatbots can be created directly in Microsoft Teams.	<input checked="" type="radio"/>	<input type="radio"/>
Power Virtual Agent chatbots can use the bot testing feature directly within Microsoft Teams.	<input type="radio"/>	<input checked="" type="radio"/>

Section:

Explanation:

QUESTION 61

HOTSPOT

A company uses a model-driven app to manage its sales process.

You are creating a Power Automate cloud flow that will send you a message in Microsoft Teams when a new order is recorded in Microsoft Dataverse.

How should you configure the flow? Select the answer that correctly completes the sentence.



Hot Area:

Answer Area

To determine when the flow will start, you must select

a trigger ▼

an action

a formula

a trigger

Answer Area:

Answer Area

To determine when the flow will start, you must select

a trigger ▼
an action
a formula
a trigger

Section:

Explanation:

QUESTION 62

HOTSPOT

A company uses Microsoft Power Platform to connect to multiple data sources and manage business data. The low-code components in Microsoft Power Platform must be able to create and update data in these data sources. You need to access the required data by using Microsoft Power Platform components. Which component should you use for each requirement? To answer, select the appropriate options in the answer area. NOTE: Each correct selection is worth one point.

Hot Area:

Answer Area

Requirement	Component
Update data in an API hosted in Azure.	Custom connector Custom connector Microsoft Dataverse Power Query
Update files in SharePoint document library folders.	Power Query Microsoft Teams connector Microsoft Dataverse Power Query Standard connector
Ingest and transform data into Microsoft Dataverse by using dataflows.	Microsoft Dataverse Microsoft Dataverse Power Query Standard connector

Answer Area:

Answer Area

Requirement

Update data in an API hosted in Azure.

Update files in SharePoint document library folders.

Ingest and transform data into Microsoft Dataverse by using dataflows.

Component

Custom connector	▼
Custom connector	
Microsoft Dataverse	
Power Query	
Power Query	▼
Microsoft Teams connector	
Microsoft Dataverse	
Power Query	
Standard connector	
Microsoft Dataverse	▼
Microsoft Dataverse	
Power Query	
Standard connector	

Section:

Explanation:

QUESTION 63

DRAG DROP

A company plans to implement Power BI.

The company wants to implement some specific features that Power BI does not include.

You need to recommend solutions for the company.

What should you recommend? To answer, drag the appropriate solutions to the correct requirement.

Each solution may be used once, more than once, or not at all. You may need to drag the split bar between panes or scroll to view content. NOTE: Each correct selection is worth one point.

Select and Place:

Solutions	Requirement	Solution
Microsoft AppSource	Evaluate solutions that meet current gaps in Power BI capabilities.	Solution
Microsoft Lifecycle Services	Evaluate the services of multiple companies to identify a partner that can assist in building a proof-of-concept solution.	Solution
Microsoft Azure Marketplace		

Correct Answer:



Solutions	Requirement	Solution
Microsoft AppSource	Evaluate solutions that meet current gaps in Power BI capabilities.	Microsoft Lifecycle Services
	Evaluate the services of multiple companies to identify a partner that can assist in building a proof-of-concept solution.	Microsoft Azure Marketplace

Section:

Explanation:

QUESTION 64

DRAG DROP

A team of five people plans to create Power Platform solutions for a company. Team member plan to initially use Power Platform trial instances to create solutions. Team members have questions about how many Power Platform instances and Common Data Service databases they need. You need to respond to the team. How should you respond? To answer, drag the appropriate responses to the correct questions. Each response may be used once, more than once, or not at all You may need to drag the split bar between panes or scroll to view content

Select and Place:

Responses	Question	Response
One per user	How many trial instances must the team create?	Response
One per tenant	How many Microsoft Dataverse databases must the team create?	Response
One per environment		
One per Power Platform app		

Correct Answer:

Responses	Question	Response
One per user	How many trial instances must the team create?	One per environment
One per tenant	How many Microsoft Dataverse databases must the team create?	One per environment
One per environment		
One per Power Platform app		

Section:

Explanation:

QUESTION 65

DRAG DROP

You are creating a Power Automate solution. You need to select a Power Automate control action for each function in the flow.

Which control action should you use? To answer, drag the appropriate control actions to the correct functions. Each control action may be used once, more than once, or not at all. You may need to drag the split bar between panes or scroll to view content.

NOTE: Each correct selection is worth one point.

Select and Place:

Answer Area

Control actions	Function	Control action
Do until	Continue performing a set of actions unless a condition becomes true.	
Apply to each	Allow multiple branches to be created based on a set of options.	
Switch	Allow two branches to be created based on a true/false condition.	
Condition		

Correct Answer:

Answer Area

Control actions	Function	Control action
	Continue performing a set of actions unless a condition becomes true.	Do until
Apply to each	Allow multiple branches to be created based on a set of options.	Switch
	Allow two branches to be created based on a true/false condition.	
Condition		



Section:

Explanation:

QUESTION 66

DRAG DROP

A company uses a model-driven app for its sales team.

You must customize a form to meet the following requirements:

- If a check box is checked, a hidden field must appear.

- The form must display a list of customers and fields about customers.
- You need to identify the components a developer must configure to meet the requirements. What should you identify?

Select and Place:

Correct Answer:

Section:

Explanation:

QUESTION 67

DRAG DROP

You plan to create a model-driven app for a company that sells plants and garden supplies. The app must meet the following requirements:

- Automatically send email to a customer when a record is modified.
- Ensure that all sales people follow the same steps when processing sales.

You need to create Power Automate flows for the app.

Select and Place:

Flow types	Answer Area	Requirement	Flow type
Button		Send email to customers.	
Automatic		Ensure that salespeople follow the same steps.	
Scheduled			
Business Process			

Correct Answer:

Flow types	Answer Area	Requirement	Flow type
Button		Send email to customers.	Automatic
		Ensure that salespeople follow the same steps.	Business Process
Scheduled			

Section:

Explanation:

QUESTION 68

HOTSPOT

Institutions: For each of the following statements, select Yes if the statement is true. Otherwise, select No.

NOTE: Each correct selection is worth one point.

Hot Area:

Answer Area

Statements	Yes	No
A Microsoft Power Platform environment must contain a Microsoft Dataverse database.	<input type="radio"/>	<input type="radio"/>
An app created in an environment can only connect to the data sources that are deployed in the same environment.	<input type="radio"/>	<input type="radio"/>
Microsoft Dataverse for Teams environments are automatically created for all members of the team when you create a Microsoft Power Platform app in Microsoft Teams.	<input type="radio"/>	<input type="radio"/>

Answer Area:

Answer Area

Statements	Yes	No
A Microsoft Power Platform environment must contain a Microsoft Dataverse database.	<input type="radio"/>	<input checked="" type="radio"/>
An app created in an environment can only connect to the data sources that are deployed in the same environment.	<input checked="" type="radio"/>	<input type="radio"/>
Microsoft Dataverse for Teams environments are automatically created for all members of the team when you create a Microsoft Power Platform app in Microsoft Teams.	<input type="radio"/>	<input checked="" type="radio"/>

Section:

Explanation:

QUESTION 69

HOTSPOT

You are creating a model-driven app.

Instructions: For each of the following statements, select Yes if the statement is true. Otherwise, select No.

NOTE: Each correct selection is worth one point.

Hot Area:

Answer Area

	Yes	No
To add entities to an app, entities are dragged onto the app canvas from the components area.	<input type="radio"/>	<input type="radio"/>
View definition is created in the component area of the app designer.	<input type="radio"/>	<input type="radio"/>
You must save, validate, and publish your app for others to see the changes.	<input type="radio"/>	<input type="radio"/>

Answer Area:

Answer Area

	Yes	No
To add entities to an app, entities are dragged onto the app canvas from the components area.	<input type="radio"/>	<input checked="" type="radio"/>
View definition is created in the component area of the app designer.	<input checked="" type="radio"/>	<input type="radio"/>
You must save, validate, and publish your app for others to see the changes.	<input checked="" type="radio"/>	<input type="radio"/>

Section:

Explanation:

QUESTION 70

HOTSPOT

You build solutions based on Microsoft Power Platform.

You want to generate predictions in Power Automate cloud flows by using machine learning (ML) models.

You need to choose how to build and train the ML models to perform predictions.

Select the answer that correctly completes the sentence.

Hot Area:

Answer Area

Building and training no-code ML models for use with Microsoft Power Platform flows is performed by using

Azure Machine Learning
AI Builder
Azure Cognitive Services
Azure Machine Learning
Azure Cognitive Search

Answer Area:

Answer Area

Building and training no-code ML models for use with Microsoft Power Platform flows is performed by using

Azure Machine Learning
AI Builder
Azure Cognitive Services
Azure Machine Learning
Azure Cognitive Search

Section:

Explanation:

QUESTION 71

HOTSPOT

An environmental agency creates tables named Specimen and Species in Microsoft Dataverse to record specimens that are collected on nature walks as well as their species. Some of the columns of the Specimen table are shown in the following image:



Power Apps | Search | Environment: 14v36 (default)

Tables > Specimen > Columns

Display name	Name	Data type	Managed	Customizable	Required	Searchable
Created By	CreatedBy	Lookup	No	Yes	No	Yes
Created By (Delegate)	CreatedOnBehalfBy	Lookup	No	Yes	No	Yes
Created On	CreatedOn	Date and time	No	Yes	No	Yes
Import Sequence Number	ImportSequenceNumber	Whole number	No	Yes	No	Yes
Modified By	ModifiedBy	Lookup	No	Yes	No	Yes
Modified By (Delegate)	ModifiedOnBehalfBy	Lookup	No	Yes	No	Yes
Modified On	ModifiedOn	Date and time	No	Yes	No	Yes
Name <small>Primary name column</small>	cr2e0_Name	Single line of text	No	Yes	Yes	Yes
Owner	OwnerId	Owner	No	Yes	Yes	Yes
Owning Business Unit	OwningBusinessUnit	Lookup	No	Yes	No	Yes
Owning Team	OwningTeam	Lookup	No	Yes	No	No
Owning User	OwningUser	Lookup	No	Yes	No	No
Record Created On	OverriddenCreatedOn	Date and time	No	Yes	No	Yes
Species	cr2e0_Species	Lookup	No	Yes	No	Yes
Specimen	cr2e0_SpecimenId	Unique identifier	No	Yes	Yes	Yes

For each of the following statements, select Yes if the statement is true. Otherwise, select No.
 NOTE: Each correct selection is worth one point.

Hot Area:
 Answer Area

Statements	Yes	No
Many specimens can be associated with a given species.	<input type="radio"/>	<input type="radio"/>
The Specimen table is organization owned.	<input type="radio"/>	<input type="radio"/>
The Name column is the primary key of the Specimen table.	<input type="radio"/>	<input type="radio"/>

Answer Area:

Answer Area

Statements

- Many specimens can be associated with a given species.
- The Specimen table is organization owned.
- The Name column is the primary key of the Specimen table.

Yes

No

<input checked="" type="radio"/>	<input type="radio"/>
<input type="radio"/>	<input checked="" type="radio"/>
<input type="radio"/>	<input checked="" type="radio"/>

Section:

Explanation:

QUESTION 72

HOTSPOT

A company plans to use Power BI to visualize data.

Instructions: For each of the following statements, select Yes if the statement is true. Otherwise, select No.

NOTE: Each correct selection is worth one point.

Hot Area:

Answer Area

- Power BI allows users to create and consume visualizations in one view by using data from several different sources.
- Power Platform uses Microsoft SQL Server databases to securely store and manage data used by business applications.

Yes

No

<input type="radio"/>	<input type="radio"/>
<input type="radio"/>	<input type="radio"/>

Answer Area:

Answer Area

- Power BI allows users to create and consume visualizations in one view by using data from several different sources.
- Power Platform uses Microsoft SQL Server databases to securely store and manage data used by business applications.

Yes

No

<input checked="" type="radio"/>	<input type="radio"/>
<input type="radio"/>	<input checked="" type="radio"/>

Section:

Explanation:

QUESTION 73

HOTSPOT

A company uses Power BI to report key performance indicators (KPIs). The company requires that the KPIs contain the following:

- * Multiple widgets in a single canvas
- * Visualization of data in a line chart

You need to implement the Power BI components.

Which components should you use? To answer select the appropriate options in the answer area.

Hot Area:

Power BI components

Requirement	Power BI component
Multiple widgets in a single canvas	<input type="checkbox"/> Dashboard <input checked="" type="checkbox"/> Dashboard <input type="checkbox"/> Dataset <input type="checkbox"/> Report
Visualization of data in a line chart	<input type="checkbox"/> Report <input type="checkbox"/> Dashboard <input type="checkbox"/> Dataset <input checked="" type="checkbox"/> Report <input type="checkbox"/> Template app

Answer Area:

Power BI components

Requirement	Power BI component
Multiple widgets in a single canvas	<input type="checkbox"/> Dashboard <input checked="" type="checkbox"/> Dashboard <input type="checkbox"/> Dataset <input type="checkbox"/> Report
Visualization of data in a line chart	<input checked="" type="checkbox"/> Report <input type="checkbox"/> Dashboard <input type="checkbox"/> Dataset <input checked="" type="checkbox"/> Report <input type="checkbox"/> Template app

Section:

Explanation:

QUESTION 74

HOTSPOT

You create a Power Automate cloud flow in a test environment.

You plan to migrate the flow to a production environment.

You need to add the flow to a solution.

Select the answer that correctly completes the sentence.

Hot Area:

Power Automate apps

To add the flow to a solution, you need to use	<input type="checkbox"/> the Power Automate maker portal <input type="checkbox"/> Power Automate for Desktop <input checked="" type="checkbox"/> the Power Automate maker portal <input type="checkbox"/> the Power Automate mobile app
--	--

Answer Area:

Power Automate apps

To add the flow to a solution, you need to use

- the Power Automate maker portal
- Power Automate for Desktop
- the Power Automate maker portal
- the Power Automate mobile app

Section:

Explanation:

QUESTION 75

HOTSPOT

You build an AI Builder prediction model that has the following details:

The screenshot shows the Power Apps AI Builder interface. On the left is a navigation pane with 'Models' selected. The main area displays a 'Prediction' model with a performance score of 0.85. A 'Use your model' dialog box is open, showing options to 'Build intelligent automation' and 'Run now'.

Vdumps

Use the drop-down menus to select the answer choice that answers each question baser! on the information presented in the graphs.

NOTE: Each correct selection is worth one point.

Hot Area:

Answer Area

Questions	Answer choice
Where can you use the model?	<ul style="list-style-type: none">Model-driven appCanvas appModel-driven appPower Automate cloud flow
What is the status of the model?	<ul style="list-style-type: none">TrainedDraftTrainedPublished
How is the model performing?	<ul style="list-style-type: none">The model is worse than a random guess.The model is worse than a random guess.The model is slightly better than a random guess.The model is mostly correct.

Answer Area:

Answer Area

Questions	Answer choice
Where can you use the model?	Model-driven app Canvas app Model-driven app Power Automate cloud flow
What is the status of the model?	Trained Draft Trained Published
How is the model performing?	The model is worse than a random guess. The model is worse than a random guess. The model is slightly better than a random guess. The model is mostly correct.

Section:

Explanation:

QUESTION 76

DRAG DROP

You build a flow using a template. You want to add support for additional business scenarios.

You need to ensure that the new workflow does not break existing functionality.

Which flow editing utilities should you use? To answer, drag the appropriate tools to the correct requirements. Each tool may be used once, more than once, or not at all You may need to drag the split bar between panes or scroll to view content.

NOTE: Each correct selection is worth one point.

Select and Place:

Tools

Test

Flow Checker

Answer Area

Requirement

Check the new flow for any errors or warnings.

Run the flow using previously processed data.

Monitor the flow as it is running.

Tool

Tool

Tool

Tool

Correct Answer:

Tools	Answer Area	Requirement	Tool
Test		Check the new flow for any errors or warnings.	Flow Checker
Flow Checker		Run the flow using previously processed data.	Test
		Monitor the flow as it is running.	Test

Section:

Explanation:

Box 1: Flow Checker

The Flow checker feature will promote higher quality flows by ensuring you follow best practices. By running the checker, you will be able to get answers to questions like: which areas of my flow implementation pose a performance or reliability risk?

For each issue identified, the Flow checker points to specific occurrences within the flow where improvements may be required. And more importantly, you learn how to implement these improvements by following detailed guidance.

Box 2: Test

Box 3: Test

Reference:

<https://flow.microsoft.com/en-us/blog/flow-checker-four-connectors/>

<https://docs.microsoft.com/en-us/power-automate/modern-approvals>



QUESTION 77

DRAG DROP

You are a district manager for a large retail company. You want to provide sales managers with deeper sales insights to ensure that they can make more informed decisions for their stores.

Store managers must be able to view data in near real-time.

You need to create and share a Power BI dashboard that can be used by the store managers.

Which tools can you use? To answer, drag the appropriate reporting types to the correct requirements. Each reporting type may be used once, more than once, or not at all. You may need to drag the split bar between panes or scroll to view content.

NOTE: Each correct selection is worth one point.

Select and Place:

Reporting types	Answer Area	Requirement	Reporting type
Power BI Service only		Create Power BI dashboards that contain a single store's sales information.	
Power BI Desktop only		Share that dashboard with your retail managers.	
Power BI Desktop or Power BI Service			

Correct Answer:

Reporting types

Power BI Service only

Answer Area

Requirement

Create Power BI dashboards that contain a single store's sales information.

Share that dashboard with your retail managers.

Reporting type

Power BI Desktop only
Power BI Desktop or Power BI Service

Section:

Explanation:

Reference:

<https://docs.microsoft.com/en-us/power-bi/fundamentals/desktop-getting-started>

QUESTION 78

DRAG DROP

A company uses Microsoft Excel workbooks to store consolidated sales data. Workbooks are stored on OneDrive for Business.

Match each Power BI feature to its requirement. To answer, drag the appropriate features from the column on the left to its requirement on the right. Each option may be used once, more than once, or not at all.

NOTE: Each correct match is worth one point.

Select and Place:

Features

Q&A
Mobile apps
Export to Excel
Get data from files

Answer Area

Requirement

Enable user-friendly reporting on phones.

Use natural language to query and aggregate data.



Correct Answer:

Features

Export to Excel
Get data from files

Answer Area

Requirement

Enable user-friendly reporting on phones.

Use natural language to query and aggregate data.

Feature

Mobile apps
Q&A

Section:

Explanation:

Reference:

<https://docs.microsoft.com/en-us/power-bi/consumer/mobile/mobile-reports-in-the-mobile-apps>

<https://docs.microsoft.com/en-us/power-bi/create-reports/power-bi-tutorial-q-and-a#:~:text=Sometimes%20the%20fastest%20way%20to,data%20in%20your%20own%20words.&text=The%20second%20part%20shows%20what,service%20or%20Power%20BI%20Desktop.>

QUESTION 79

DRAG DROP

A company plans to display support call metrics on a screen that is visible to all call center staff.

You need to recommend solutions to meet the company's requirements.

What should you recommend? To answer, drag the appropriate components to the correct requirements. Each component may be used once, more than once, or not at all. You may need to drag the split bar between panes or scroll to view content.

NOTE: Each correct selection is worth one point.

Select and Place:

Components

Tile	Theme
Template App	Alert
Treemap	DirectQuery
Page	Workspace

Answer Area

Requirement

Display a chart with incoming calls versus wait time and pin the chart to a dashboard.

Component

Send a specific user a notification when the number of customer support calls waiting is over 20.

Display metrics from different datasets that have related data.

Correct Answer:

Components

	Theme
Template App	
	DirectQuery
Page	Workspace

Answer Area

Requirement

Display a chart with incoming calls versus wait time and pin the chart to a dashboard.

Component

Send a specific user a notification when the number of customer support calls waiting is over 20.

Display metrics from different datasets that have related data.

Section:

Explanation:

Reference:

<https://docs.microsoft.com/en-us/power-bi/create-reports/service-dashboard-tiles>

<https://docs.microsoft.com/en-us/power-bi/create-reports/service-set-data-alerts>

<https://docs.microsoft.com/en-us/power-bi/visuals/power-bi-visualization-treemaps>

QUESTION 80

DRAG DROP

A company is building a Power Apps Portal.

You need to select page components.

Which components should you use? To answer, drag the appropriate components to the correct requirements. Each component may be used once, more than once, or not at all. You may need to drag the split bar between panes or scroll to view content.

NOTE: Each correct selection is worth one point.

Select and Place:

Components	Requirement	Component
list	Display a single record from Microsoft Dataverse.	Component
form	Display a list of records from a Microsoft SharePoint list.	Component
IFrame	Display a list of records from Microsoft Dataverse.	Component
connector		

Correct Answer:

Components	Requirement	Component
list	Display a single record from Microsoft Dataverse.	list
form	Display a list of records from a Microsoft SharePoint list.	connector
IFrame	Display a list of records from Microsoft Dataverse.	list
connector		

Section:

Explanation:

Reference:

<https://docs.microsoft.com/en-us/powerapps/maker/portals/compose-page>

<https://docs.microsoft.com/en-us/powerapps/maker/portals/compose-page#add-iframe>

QUESTION 81

DRAG DROP

Match each tool to its task. To answer, drag the appropriate tool from the column on the left to its task on the right. Each tool may be used once, more than once, or not at all.

NOTE: Each correct match is worth one point.

Select and Place:

Tools

- Power BI
- Power Automate
- Power Apps

Answer Area

Task	Tool
Automate workflows.	Tool
Trigger an action from an event.	Tool
Create a custom mobile data entry screen.	Tool

Correct Answer:

Tools

- Power BI
- Power Automate
- Power Apps

Answer Area

Task	Tool
Automate workflows.	Power Automate
Trigger an action from an event.	Power Automate
Create a custom mobile data entry screen.	Power Apps

Section:

Explanation:

Reference:

<https://docs.microsoft.com/en-us/power-automate/getting-started>

<https://docs.microsoft.com/en-us/powerapps/maker/portals/compose-page#add-form>

QUESTION 82

DRAG DROP

You need to create a mobile application which will allow sales associates to enter custom sales leads.

Which four actions should you perform in sequence? To answer, move the appropriate actions from the list of actions to the answer area and arrange them in the correct order.

Select and Place:

Actions

- Go to the Office 365 admin center.
- Add components to the app.
- Create a new Power Apps app.
- Publish the app.
- Save the app.
- Add flows to the app.

Answer Area



Correct Answer:

Actions

- Go to the Office 365 admin center.
-
-
-
-
- Add flows to the app.

Answer Area



- Create a new Power Apps app.
- Add components to the app.
- Save the app.
- Publish the app.



Section:
Explanation:

Reference:
<https://docs.microsoft.com/en-us/powerapps/maker/model-driven-apps/build-first-model-driven-app>

QUESTION 83

DRAG DROP
You create a model-driven app.
The app is ready to be shared.
You need to complete the process required to set the app up to be shared.
How should you complete the process for setting up the app to be shared? To answer, drag the appropriate setting to the correct drop targets. Each source may be used once, more than once, or not at all. You may need to drag the split bar between panes or scroll to view content.
NOTE: Each correct selection is worth one point.

Select and Place:

Processes

- Select an app from the Power Apps list.
- Select the app and select a security role.
- Select a user and choose a security role.
- Select Share.

Answer Area

Step	Process
1	Process
2	Process
3	Process
4	Process

Correct Answer:

Processes

-
-
-
-

Answer Area

Step	Process
1	Select an app from the Power Apps list.
2	Select Share.
3	Select the app and select a security role.
4	Select a user and choose a security role.

Section:
Explanation:
Reference:
<https://docs.microsoft.com/en-us/powerapps/maker/model-driven-apps/share-model-driven-app>

QUESTION 84

DRAG DROP

You are creating a model-driven app to track requests for quotes.

The app must use the following navigation structure:

- Sales
- Sales Log
- Request for Quotes
- Projects
- Settings
- Customers
- Product Lines
- Sales Territories
- Administration
- User Admin
- Users
- Roles

You need to create the app navigation.

Which sitemap component types should you use? To answer, drag the appropriate component types to the correct navigation elements. Each component type may be used once, more than once, or not at all. You may need to drag the split bar between panes or scroll to view content.

NOTE: Each correct selection is worth one point.

Select and Place:

Component types

- Area
- Group
- Subarea

Answer Area

Navigation element

- Administration
- Sales log
- Customers

Component type

- Component type
- Component type
- Component type

Correct Answer:

Component types

- Area
- Group
- Subarea

Answer Area

Navigation element	Component type
Administration	Group
Sales log	Subarea
Customers	Subarea

Section:

Explanation:

Reference:

<https://docs.microsoft.com/en-us/dynamics365/customerengagement/on-premises/developer/customize-dev/change-application-navigation-using-sitemap>

QUESTION 85

DRAG DROP

A company uses Power BI.

The company wants to use AI Insights in Power BI to make data-driven decisions.

You need to select the appropriate insight type for each requirement.

Which insight types should you select? To answer, drag the appropriate insight types to the correct requirements. Each insight type may be used once, more than once, or not at all. You may need to drag the split bar between panes or scroll to view content.

NOTE: Each correct selection is worth one point.



Select and Place:

Insight types

- Anomalies
- Key Performance Indicator (KPI) analysis
- Trends

Answer Area

Requirement

Evaluate the current value against a defined target.

Identify data that is outside the boundary of normally expected values.

Find patterns in time-series data.

Insight type

-
-
-

Correct Answer:

Insight types

Answer Area



Requirement

Evaluate the current value against a defined target.
 Identify data that is outside the boundary of normally expected values.
 Find patterns in time-series data.

Insight type

Key Performance Indicator (KPI) analysis
Anomalies
Trends

Section:

Explanation:

QUESTION 86

DRAG DROP

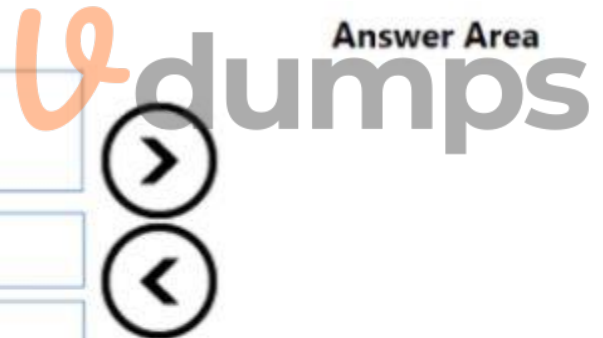
A company creates a new instance of Microsoft Dataverse to store customer information. Customer service agents require a simple, three-screen canvas app to interact with the Dataverse data. You need to create the app.

Which four actions should you perform in sequence? To answer, move the appropriate actions from the list of actions to the answer area and arrange them in the correct order.

Select and Place:

Actions

Choose whether to connect directly or through an on-premises data gateway.
Select Dataverse from the Start from section.
Create a Dataverse connection.
Choose a table.
Switch to the environment with Dataverse.



Answer Area



Correct Answer:

Actions

Choose whether to connect directly or through an on-premises data gateway.




Answer Area

Select Dataverse from the Start from section.

Create a Dataverse connection.

Choose a table.

Switch to the environment with Dataverse.



Section:

Explanation:

Select Dataverse from the Start from section.
 Create a Dataverse connection.
 Choose a table.
 Switch to the environment with Dataverse.

QUESTION 87

DRAG DROP

A company uses Dynamics 365 Sales. You have the following requirements:

- * View analytics on accounts.
- * The model-driven app must automatically send an approval form to a manager when the purchase price is greater than \$10,000.
- * Create a chatbot for the webpage to interact with customer questions.

You must use Microsoft Power Platform to extend the capabilities of Dynamics 365 Sales. You need to select an application for each requirement.

Which application should you use? To answer, drag the appropriate application to the correct requirement. Each application may be used once, more than once, or not at all. You may need to drag the split bar between panes or scroll to view content.

NOTE: Each correct selection is worth one point.

Select and Place:

Applications

Power BI

Power Automate

Power Virtual Agents

Power Portals

Answer Area

Requirement

View analytics on accounts.

Automatically send approval.

Create chatbot for webpages.

Application

Correct Answer:



Applications

Empty box

Empty box

Empty box

Power Portals

Answer Area

Requirement

- View analytics on accounts.
- Automatically send approval.
- Create chatbot for webpages.

Application

Power BI

Power Automate

Power Virtual Agents

Section:

Explanation:

QUESTION 88

DRAG DROP

You create a Power Pages site to share Microsoft Dataverse data with external customers. Customers must be authenticated to view data. You need to configure Power Pages.

Which component should you use for each requirement? To answer, drag the appropriate components to the correct requirements. Each component may be used once, more than once, or not at all. You may need to drag the split bar between panes or scroll to view content.

NOTE: Each correct selection is worth one point.

Select and Place:

Form

Iframe

List

Section

Answer Area



Requirement

- Collect data from customers and store the data in a table.
- Display multiple rows from a table.

Component

Empty box

Empty box

Correct Answer:

Empty box

Iframe

Empty box

Section

Answer Area

Requirement

- Collect data from customers and store the data in a table.
- Display multiple rows from a table.

Component

Form

List

Section:

Explanation:

QUESTION 89

DRAG DROP

A medical office has a model-driven app that uses Common Data Service.

You plan to create a screen that allows users to capture information about doctors. The screen must provide users the ability to enter or select the following information:

a place to enter doctor profile data that is not part of the account table or the contact table

a place to enter the doctor's specialty in the profile form

a column for insurance with the ability to pick one of 10 different insurance companies

You need to store the captured data in Common Data Service.

What should you use to store the data? To answer, drag the appropriate components to the correct requirements. Each component may be used once, more than once, or not at all. You may need to drag the split bar between panes or scroll to view content.

NOTE: Each correct selection is worth one point.

Select and Place:

Options

Entity

Field

Option set

Record

Answer Area

Requirement

Store additional doctor profile data.

Store information about the doctor's specialty.

Select an insurance company.

Option

Option

Option

Option

Correct Answer:

Options

Entity

Answer Area

Requirement

- Store additional doctor profile data.
- Store information about the doctor's specialty.
- Select an insurance company.

Option

Field
Record
Option set

Section:

Explanation:

QUESTION 90

DRAG DROP

A company is implementing Power BI to track sales.

Each of the company's regions has specific quarterly and yearly sales goals.

You need to build a Power BI dashboard for various reporting requirements.

Which chart types should you use? To answer, drag the appropriate chart types to the correct requirements. Each chart type may be used once, more than once, or not at all. You may need to drag the split bar between panes or scroll to view content.

NOTE: Each correct selection is worth one point.

Select and Place:



Answer Area

Chart types	Requirement	Chart type
Donut	Show the quarterly sales total to date in relation to the sales goal.	
KPIs	View the sales trend by month of the sales year to date for all regions.	
Line chart	View the year-to-date sales as a percentage by region.	
Matrix		

Correct Answer:

Answer Area

Chart types	Requirement	Chart type
	Show the quarterly sales total to date in relation to the sales goal.	KPIs
	View the sales trend by month of the sales year to date for all regions.	Line chart
Matrix	View the year-to-date sales as a percentage by region.	Donut

Section:

Explanation:

Box 1: KPIs

A Key Performance Indicator (KPI) is a visual cue that communicates the amount of progress made toward a measurable goal. Box 2: Line chart

Line charts emphasize the overall shape of an entire series of values, usually over time.

Box 3: Donut

Doughnut charts are similar to pie charts. They show the relationship of parts to a whole. The only difference is that the center is blank and allows space for a label or icon.

Reference: <https://docs.microsoft.com/en-us/power-bi/visuals/power-bi-visualization-types-for-reports-and-q-and-a>

QUESTION 91

DRAG DROP

You are creating a Power Automate flow.

You need to retrieve data from several sources including Microsoft Excel, Azure Data Lake and GitHub. What should you use? To answer, drag the appropriate components to the correct data sources. Each component may be used once, more than once, or not at all. You may need to drag the split bar between panes or scroll to view content.

Select and Place:

Answer Area		
Components	Data source	Component
Connector	Microsoft Excel	
Expression	Azure Data Lake	
Formula	GitHub	

Correct Answer:

Answer Area		
Components	Data source	Component
	Microsoft Excel	Formula
	Azure Data Lake	Connector
	GitHub	Expression

Section:

Explanation:

Box 1: Formula

Reading an Excel document retrieves the data from the document, allowing it to be processed and modified in flows. Read and extract data from an Excel document with the Read from Excel worksheet action.

Box 2: Connector

Azure Data Lake Store connector allows you to read and add data to an Azure Data Lake account. The Azure Data Lake connector is available for Power Automate.

Box 3: Expression

Reference: <https://docs.microsoft.com/en-us/learn/modules/pad-excel-automation/3-reading-excel-document> <https://docs.microsoft.com/en-us/connectors/azuredatalake/>

QUESTION 92

DRAG DROP

You need to build a Power Virtual Agents chatbot for a company.

Which components should you use? To answer, drag the appropriate components to the correct requirements. Each component may be used once, more than once, or not at all. You may need to drag the split bar between panes or scroll to view content.

NOTE: Each correct selection is worth one point.

Select and Place:

Components	Requirement	Component
Entity	Identify keywords or questions and relate them to issues.	
Variable	Store a response that a user enters for later use.	
Trigger Phrase	Identify a specific type of information from a user response.	

Correct Answer:

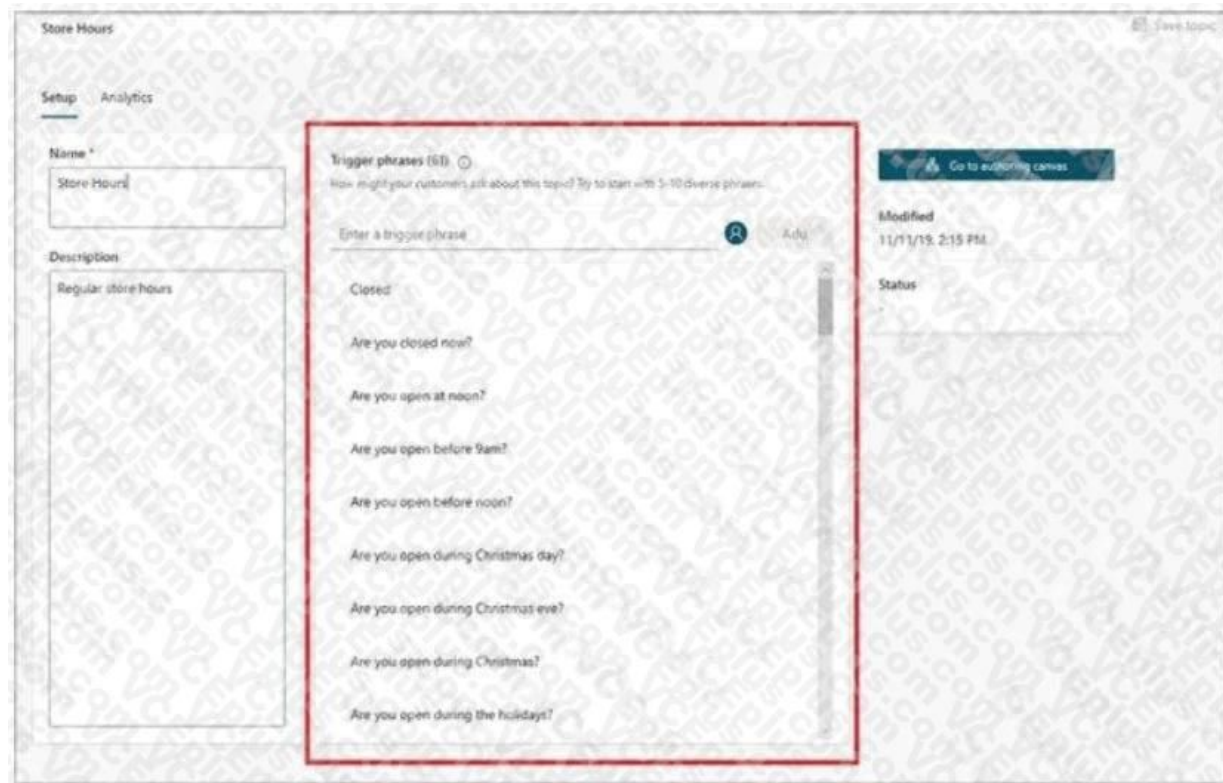
Components	Requirement	Component
	Identify keywords or questions and relate them to issues.	Trigger Phrase
	Store a response that a user enters for later use.	Variable
	Identify a specific type of information from a user response.	Entity

Section:

Explanation:

Box 1: Trigger Phrase

A trigger phrase is a phrase that a customer enters in the chat window to start a conversation with the bot. Once the conversation is started, the conversation follows the path you define. You can specify more than one trigger phrase for a topic.



Box 2: Variable

Variables let you save responses from your customers in a conversation with your bot so that you can reuse them later in the conversation. Box 3: Entity

An entity can be viewed as an information unit that represents a certain type of a real-world subject, like a phone number, zip code, city, or even a person's name.

Reference:

<https://docs.microsoft.com/en-us/power-virtual-agents/authoring-create-edit-topics>

<https://docs.microsoft.com/en-us/power-virtual-agents/authoring-variables>

<https://docs.microsoft.com/en-us/power-virtual-agents/advanced-entities-slot-filling>



QUESTION 93

DRAG DROP

A team of five people plans to create Power Platform solutions for a company. Team members plan to initially use Power Platform trial instances to create solutions.

Team members have questions about how many Power Platform instances and Common Data Service databases they need.

You need to respond to the team.

How should you respond? To answer, drag the appropriate responses to the correct questions. Each response may be used once, more than once, or not at all. You may need to drag the split bar between panes or scroll to view content. NOTE: Each correct selection is worth one point.

Select and Place:

Responses	Answer Area						
One per user	<table border="1"> <thead> <tr> <th>Question</th> <th>Response</th> </tr> </thead> <tbody> <tr> <td>How many trial instances must the team create?</td> <td>Response</td> </tr> <tr> <td>How many Common Data Service databases must the team create?</td> <td>Response</td> </tr> </tbody> </table>	Question	Response	How many trial instances must the team create?	Response	How many Common Data Service databases must the team create?	Response
Question		Response					
How many trial instances must the team create?		Response					
How many Common Data Service databases must the team create?		Response					
One per tenant							
One per environment							
One per Power Platform app							

Correct Answer:

Responses	Answer Area	Question	Response
One per user		How many trial instances must the team create?	One per environment
One per tenant		How many Common Data Service databases must the team create?	One per environment
One per environment			
One per Power Platform app			

Section:

Explanation:

QUESTION 94

DRAG DROP

You plan to create a model-driven app for a company that sells plants and garden suppliers.

The app must meet the following requirements:

Automatically send email to a customer when a record is modified.

Ensure that all sales people follow the same steps when processing sales.

You need to create Power Automate flows for the app.

Which types of flows should you create? To answer, drag the appropriate flow types to the correct requirements. Each flow type may be used once, more than once, or not at all. You may need to drag the split bar between panes or scroll to view content.

NOTE: Each correct selection is worth one point.

Select and Place:

Flow types	Answer Area	Requirement	Flow type
Button		Send email to customers.	Flow type
Automatic		Ensure that salespeople follow the same steps.	Flow type
Scheduled			
Business Process			

Correct Answer:

Flow types	Answer Area	Requirement	Flow type
Button		Send email to customers.	Automatic
		Ensure that salespeople follow the same steps.	Business Process
Scheduled			

Section:

Explanation:

Reference: <https://docs.microsoft.com/en-us/power-automate/flow-types>



QUESTION 95

DRAG DROP

You are implementing a solution for an animal hospital.

The animal hospital must contact owners regarding their pets.

You need to model the owner and pet object information by using Microsoft Dataverse. The solution must minimize the amount of customization required:

- owner first name
- owner last name
- owner email address
- owner date of birth
- pet name
- pet breed
- pet owner

Which component should you use? To answer, drag the appropriate components to the correct data. Each component may be used once, more than once, or not at all. You may need to drag the split bar between panes or scroll to view content. NOTE: Each correct selection is worth one point.

Select and Place:

Components

- Standard Dataverse table
- Custom Dataverse table
- Column
- Relationship

Answer Area

Data

- The owner object
- The pet object
- The owner's email address
- Reference a pet record as belonging to an owner record

Component

- Component
- Component
- Component
- Component

Correct Answer:

Components

- Standard Dataverse table
- Custom Dataverse table
- Column
- Relationship

Answer Area

Data

- The owner object
- The pet object
- The owner's email address
- Reference a pet record as belonging to an owner record

Component

- Column
- Column
- Column
- Standard Dataverse table

Section:

Explanation:

QUESTION 96

DRAG DROP

You are creating a Power Apps solution for a company that manufactures bicycles. The company has The following requirements:

- A vendor uploads a Microsoft Excel workbook to the company each week. The workbook contains lists of parts and their current prices. You must automatically Import the data into Microsoft Dataverse as soon as the workbook is uploaded. You must send specific users an alert when new files are uploaded.
- Synchronize customer data with a proprietary accounting database when a user selects a button on the Account form. You need to recommend the trigger types to use to meet the requirements.

Which trigger types should you use? To answer, drag the appropriate trigger types to the correct requirements. Each trigger type may be used once, more than once, or not at all. You may need to drag the split bar between panes or scroll to view content.

NOTE: Each correct selection is worth one point.

Select and Place:

Trigger types

- Push trigger
- Polling trigger
- Triggers for scheduled flows
- Triggers for business process flow

Requirement

- Send a notification when an Excel workbook is uploaded.
- Synchronize customer data with a proprietary accounting database.

Trigger type

- Trigger type
- Trigger type

Correct Answer:

Trigger types

-
- Polling trigger
- Triggers for scheduled flows
-

Requirement

- Send a notification when an Excel workbook is uploaded.
- Synchronize customer data with a proprietary accounting database.

Trigger type

- Push trigger
- Triggers for business process flow

Section:

Explanation:



QUESTION 97

DRAG DROP

A company is implementing a customer service solution by using Dynamics 365 Customer Service.

The company is extending the solution to meet additional business requirements.

The solution has the following requirements:

- Customers can log on to a secure website and view the progress of customer service tickets.
- Refund requests over a certain value can be automatically sent for managerial approval in Microsoft Teams.
- Create a custom page showing a gallery of pictures within the Dynamics 365 Customer Service app.

You need to use Microsoft Power Platform technologies to implement the solution.

Which technology should you use? To answer, drag the appropriate technologies to the correct requirements. Each technology may be used once, more than once, or not at all. You may need to drag the split bar between panes or scroll to view content.

NOTE: Each correct selection is worth one point.

Select and Place:

Technologies

- Power Apps portals
- Power Automate
- Canvas apps

Requirement

- Customers can log on to a secure website and view the progress of customer service tickets.
- Refund requests over a certain value can be automatically sent for managerial approval in Microsoft Teams.
- Create a custom page showing a gallery of pictures within the Dynamics 365 Customer Service app.

Technology

-
-
-

Correct Answer:

Technologies	Requirement	Technology
<input type="text"/>	Customers can log on to a secure website and view the progress of customer service tickets.	<input type="text" value="Power Apps portals"/>
<input type="text"/>	Refund requests over a certain value can be automatically sent for managerial approval in Microsoft Teams.	<input type="text" value="Power Automate"/>
<input type="text"/>	Create a custom page showing a gallery of pictures within the Dynamics 365 Customer Service app.	<input type="text" value="Canvas apps"/>

Section:

Explanation:

QUESTION 98

DRAG DROP

You are creating a Power Automate flow.

You need to retrieve data from several sources including Microsoft Excel Azure Data Lake, and GitHub. What should you use? To answer, drag the appropriate components to the correct data sources. Each component may be used once, more than once, or not at all. You may need to drag the split bar between panes or scroll to view content. NOTE: Each correct selection is worth one point.

Select and Place:

Components	Answer Area								
<input type="text" value="Connector"/>	<table border="1"><thead><tr><th>Data source</th><th>Component</th></tr></thead><tbody><tr><td>Microsoft Excel</td><td><input type="text"/></td></tr><tr><td>Azure Data Lake</td><td><input type="text"/></td></tr><tr><td>GitHub</td><td><input type="text"/></td></tr></tbody></table>	Data source	Component	Microsoft Excel	<input type="text"/>	Azure Data Lake	<input type="text"/>	GitHub	<input type="text"/>
Data source	Component								
Microsoft Excel	<input type="text"/>								
Azure Data Lake	<input type="text"/>								
GitHub	<input type="text"/>								
<input type="text" value="Expression"/>									
<input type="text" value="Formula"/>									

Correct Answer:

Components

Answer Area

Data source	Component
Microsoft Excel	Formula
Azure Data Lake	Connector
GitHub	Expression

Section:

Explanation:

QUESTION 99

DRAG DROP

A customer service department uses Microsoft Dynamics 365 Customer Service to manage repair requests. The repair team tracks their efforts using a Microsoft SharePoint list. The company must use Microsoft Power Platform to connect the repair team with the Dynamics 365 Customer Service solution. The solution must meet the following requirements:

Requirement Number	Requirement
Requirement 1	From a custom page in the Dynamics 365 interface, allow the customer service team to input a repair number, view the details of the corresponding SharePoint list item, and add notes for the repair team.
Requirement 2	Create a report that visualizes real-time customer service information that the repair team can access online and use to create dashboards.
Requirement 3	Automatically send a Microsoft Teams message to a customer service agent and an email to the customer when a repair team member completes a repair.

You need to implement the appropriate technologies to meet the requirements.

Which technologies should you use? To answer, drag the appropriate technologies to the correct scenarios. Each technology may be used once, more than once, or not at all. You may need to drag the split bar between panes or scroll to view content.

NOTE: Each correct selection is worth one point.

Select and Place:

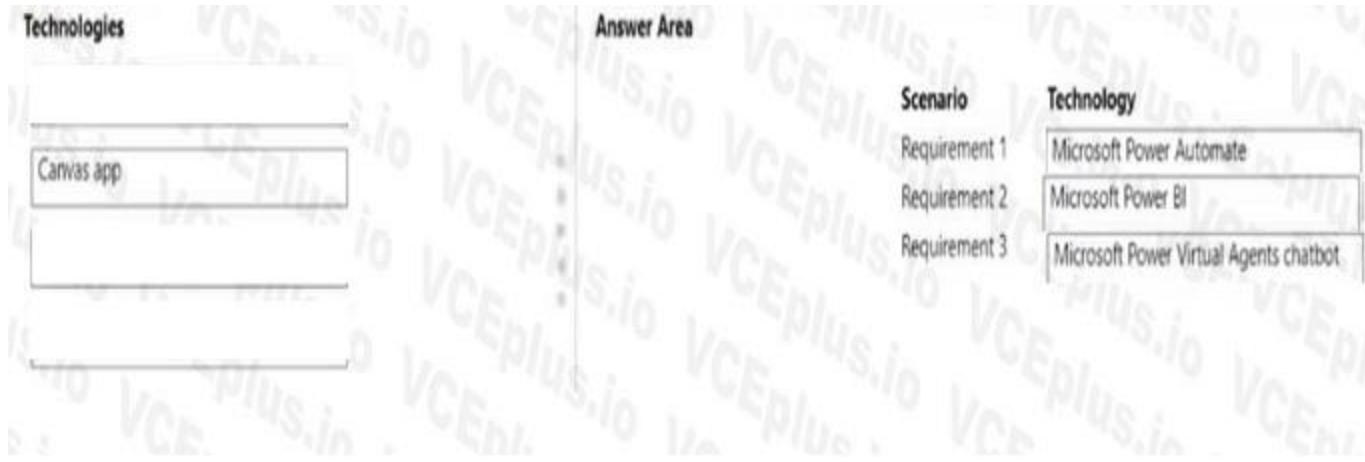
Technologies

- Microsoft Power BI
- Canvas app
- Microsoft Power Automate
- Microsoft Power Virtual Agents chatbot

Answer Area

Scenario	Technology
Requirement 1	
Requirement 2	
Requirement 3	

Correct Answer:



Section:

Explanation:

QUESTION 100

DRAG DROP

A company uses Microsoft Power Apps and Microsoft Azure to modernize its mobile workforce.

The company needs to identify solutions for three use cases:

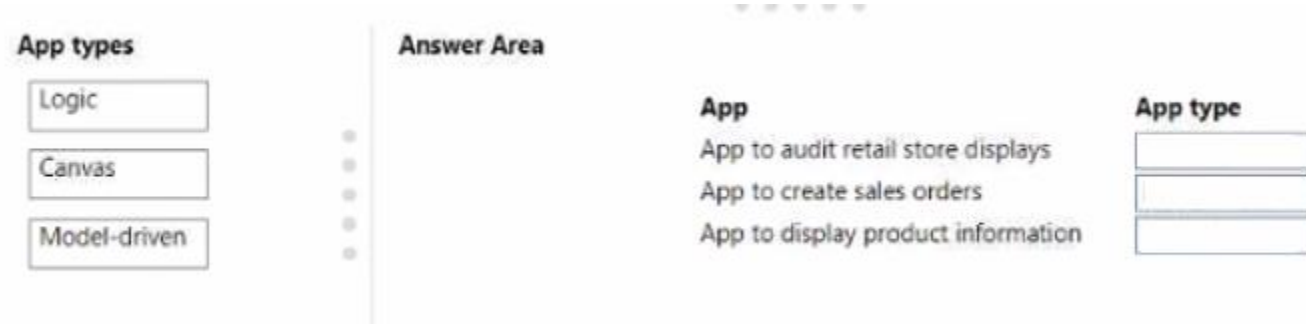
- * An app to audit retail store displays with a tablet-specific layout for its unique screen dimensions
- * An app to create sales orders that uses business process flows
- * An app to display product information that uses data for a Microsoft Dataverse instance, Microsoft Excel, and Microsoft Sharepoint

You need to identify the correct app types to use.

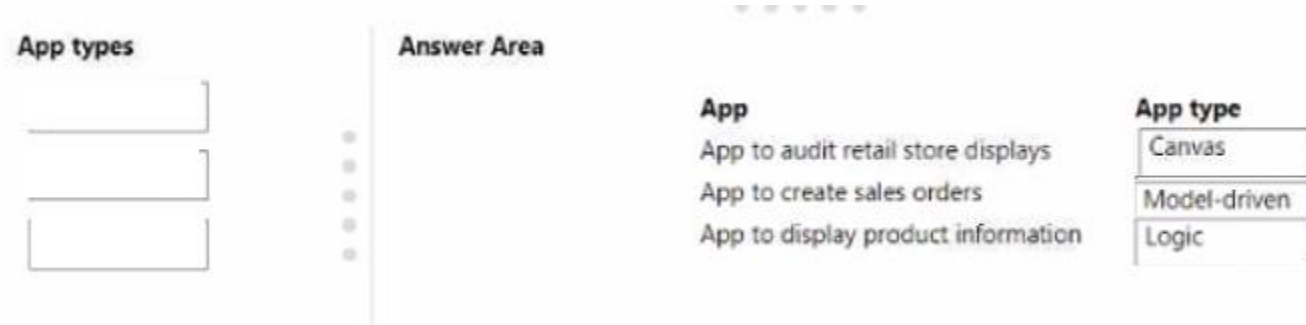
Which apps should you use? To answer, drag the appropriate app types to the correct apps. Each app type may be used once, more than once, or not at all. You may need drag the split bar between panes or scroll to view content.

NOTE: Each correct selection is worth one point.

Select and Place:



Correct Answer:



Section:

Explanation:

QUESTION 101

DRAG DROP

You create a Power Pages site to share Microsoft Dataverse data with external customer.

Customer must be authenticated to view data.

Which component should you use for each requirement? To answer, drag the appropriate component to the correct requirements. Each component may be used more once than once, or not at all. You may need to drag the spilt bar between panes or scroll to view content.

Select and Place:

Components

- Form
- IFrame
- List
- Section

Requirement

- Collect data from customers and store the data in a table.
- Display multiple rows from a table.

Component

-
-

Correct Answer:

Components

-
- IFrame
-
- Section

Requirement

- Collect data from customers and store the data in a table.
- Display multiple rows from a table.

Component

- Form
- List

Section:

Explanation:

QUESTION 102

DRAG DROP

Match each type of Power Apps app to its capability.

To answer, drag the appropriate app type from the column on the left to its capability on the right. Each app type may be used once, more than once, or not at all

NOTE Each correct match is worth one point.

Select and Place:

App types

- Canvas app
- Model-driven app

Capability

- Enables fully customizable layout, design, and color scheme
- Connects to multiple data sources
- Uses business process flows to guide users through a data entry process
- Scans barcodes

App type

-
-
-
-

Correct Answer:

Section:
Explanation:

QUESTION 103

DRAG DROP

A company implements Microsoft Power Platform.

Sales team members must take photos for their travel expense receipts and enter basic information about purchases.

The accounting team must be able to view and update records in a shared Microsoft Excel document on mobile devices.

You need to select the type of Power Apps app for each scenario.

Which type of app should you use? To answer, drag the appropriate apps to the correct scenarios- Each app may be used once, more than once, or not at all. You may need to drag the split bar between panes or scroll to view content

Select and Place:

Correct Answer:

Section:
Explanation:

QUESTION 104

DRAG DROP

You need to read data from a Microsoft Excel file into Microsoft Dataverse and then copy that data into an enterprise resource planning (ERP) system.

You need to configure the connector.

What should you use? To answer, drag the appropriate operations to the correct actions. Each operation may be used once, more than once, or not at all. You may need to drag the split bar between panes or scroll to view content.

NOTE: Each correct selection is worth one point.

Select and Place:

Operations

- Trigger
- Action
- Business process flow
- Business rule

Answer Area

Action

- Import into Microsoft Dataverse.
- Synchronize data to ERP system.

Operation

-
-

Correct Answer:

Operations

-
- Action
-
- Business rule

Answer Area

Action

- Import into Microsoft Dataverse.
- Synchronize data to ERP system.

Operation

- Trigger
- Business process flow



Section:

Explanation:

QUESTION 105

DRAG DROP

A company uses Microsoft power platform to manage support tickets.

Customers submit support requests by sending an email to a support email address.

All high-priority emails must be logged into a Microsoft Excel sheet for historical purposes.

You need to identify the components that are required for logging the email in Excel.

Which components should you use? To answer, drag the appropriate components to the correct requirements. Each component may be used once, more than once, or not at all. You may need to drag the split bar between panes or scroll to view content.

Note: Each correct selection is worth one point.

Select and Place:

Components

Action	Connector
Trigger	

Answer Area

Requirement

- Start a workflow when an email is sent to a specific email address.
- Evaluate whether an email is high priority in the flow by using a condition.
- Create a row in Excel with information about incoming high-priority email.

Component

Correct Answer:

Components

Answer Area

Requirement

- Start a workflow when an email is sent to a specific email address.
- Evaluate whether an email is high priority in the flow by using a condition.
- Create a row in Excel with information about incoming high-priority email.

Component

Trigger
Action
Connector



Section:

Explanation:

QUESTION 106

DRAG DROP

You are assigning record level privileges for Power Apps and Model-Driven Apps.

Which privilege should you use to ensure access for each scenario? To answer, drag the appropriate privileges to the correct requirements. Each privilege may be used once, more than once, or not at all. You may need to drag the split bar between panes or scroll to view content.

NOTE: Each correct selection is worth one point.

Select and Place:

Privileges

Append	Assign
Share	

Answer Area

Requirement

Privilege

Allow users to grant access to a record they own to other users.

Grant ownership of a record to another user.

Allow the users to associate the current record with another record.

Correct Answer:

Privileges

Answer Area

Requirement

Privilege

Allow users to grant access to a record they own to other users.

Grant ownership of a record to another user.

Allow the users to associate the current record with another record.

Section:

Explanation:

QUESTION 107

DRAG DROP

A manufacturing company is building a model-driven app to manage its warehouse. The app has two custom tables: Order and Batch.

You need to identify the appropriate component for each required function of the app.

Which component should you choose for each function? To answer, drag the appropriate components to the correct functions. Each component may be used once, more than once, or not at all. You may need to drag the split bar between panes or scroll to view content.

NOTE: Each correct selection is worth one point.

Select and Place:

Components

- Business process flow
- Business rule
- Dashboard
- View

Answer Area

Function

Display a set of charts visualizing the order and batch data at the same time.

Guide users through the standard process of picking and shipping an order.

Show a list of all orders and allow users to reorder the columns.

Make the shelf number mandatory on a form when a user records the aisle location of a batch.

Component

-
-
-
-

Correct Answer:

Components

-
-
-
-
-

Answer Area

Function

Display a set of charts visualizing the order and batch data at the same time.

Guide users through the standard process of picking and shipping an order.

Show a list of all orders and allow users to reorder the columns.

Make the shelf number mandatory on a form when a user records the aisle location of a batch.

Component

- Dashboard
- Business process flow
- View
- Business rule

Section:

Explanation:

QUESTION 108

DRAG DROP

A company uses a model-driven app to manage customer data.

The company requires updates to the account table main form. The updates must be made within the app.

You need to make the required updates.

Which changes should you make to meet each requirement? To answer, drag the appropriate changes to the correct requirements. Each change may be used once, more than once, or not at all. You may need to drag the split bar between panes or scroll to view content.

NOTE: Each correct selection is worth one point.

Select and Place:

Changes

- Create a new column.
- Edit the existing column.

Answer Area

Requirement

- Require the city to be selected from a drop-down instead of entered as text.
- Restrict the maximum number of characters of the Postal code column to 4.
- Remove the time component from the Last on hold time datetime column.

Change

-
-
-

Correct Answer:

Changes

- Create a new column.
- Edit the existing column.

Answer Area

Requirement

- Require the city to be selected from a drop-down instead of entered as text.
- Restrict the maximum number of characters of the Postal code column to 4.
- Remove the time component from the Last on hold time datetime column.

Change

- Create a new column.
- Edit the existing column.
- Create a new column.

Section:

Explanation:

QUESTION 109

DRAG DROP

You are managing a custom model through its lifecycle in AI Builder.

You need to determine the earliest status the model should be in to perform actions.

What is the earliest status required for each action? To answer, drag the appropriate statuses to the correct actions. Each status may be used once, more than once, or not at all. You may need to drag the split bar between panes or scroll to view content.

NOTE: Each correct selection is worth one point.

Select and Place:

Statuses

- Draft
- Published
- Trained

Answer Area

Action

- Test the performance of the model.
- Use the model in Power Apps and Power Automate.
- Build the model and add data.

Status

-
-
-

Correct Answer:

Statuses

-
-
-

Answer Area

Action

- Test the performance of the model.
- Use the model in Power Apps and Power Automate.
- Build the model and add data.

Status

- Trained
- Published
- Draft

Section:

Explanation:

