

Vmware.2V0-62.23.by.Lori.34q

Number: 2V0-62.23
Passing Score: 800
Time Limit: 120
File Version: 2.6

Exam Code: 2V0-62.23

Exam Name: VMware Workspace ONE 22.X Professional



Exam A

QUESTION 1

Which action should be performed after any increase to verbose logging after an event has been captured?

- A. Reboot the server to revert the verbose configuration.
- B. Restart all services to ensure that the logging level is reporting correctly.
- C. Revert the logging level back to its previous configuration.
- D. Delete the log that contains the information that was captured to assist in troubleshooting.

Correct Answer: C

Section:

Explanation:

After capturing the necessary event information with increased verbose logging, it is recommended to revert the logging level back to its previous configuration. This is to avoid unnecessary load and storage consumption due to extensive logging.

Reference: VMware Workspace ONE UEM documentation on logging and troubleshooting.

QUESTION 2

Which of the following statements is accurate regarding application assignments in Workspace ONE UEM?

- A. It is possible to schedule a time for application deployment and only one deployment can be assigned at a time.
- B. It is not possible to exclude more than one group from receiving the assignment.
- C. It is possible to schedule a time for application deployment and let the Workspace ONE UEM console carry out the deployments without further interaction.
- D. Multiple deployments can be assigned simultaneously and cannot be prioritized by moving their place in the list.

Correct Answer: C

Section:

Explanation:

Workspace ONE UEM allows for scheduling the deployment of applications at a specific time, and once scheduled, these deployments are carried out automatically by the UEM console without further interaction from the administrator.

Reference: VMware Workspace ONE UEM documentation on application deployment.

QUESTION 3

Which three UEM profile payloads are required for the VMware Workspace ONE Mobile SSO on iOS to work? (Choose three.)

- A. Network Usage Rules
- B. Single Sign-On
- C. SCEP
- D. SSO Extension
- E. Content Filter
- F. Credentials

Correct Answer: B, C, E

Section:

Explanation:

https://docs.vmware.com/en/VMware-Workspace-ONE-UEM/2306/iOS_Platform/GUID-iOSProfileOverview.html

QUESTION 4

Which statement is accurate about the process of deploying Exchange ActiveSync email settings in Workspace ONE Boxer?

- A. To deploy email settings to Workspace ONE Boxer, you first deploy the application and ask the end users to manually create their mailbox in the app.
- B. To deploy email settings to Workspace ONE Boxer, you create a custom SDK profile and select the SDK profile when you assign Workspace ONE Boxer.
- C. To deploy email settings to Workspace ONE Boxer, you configure the Email Settings when you configure Workspace ONE Boxer assignment.
- D. To deploy email settings to Workspace ONE Boxer, you first deploy the application and deploy an Exchange ActiveSync payload in a profile.

Correct Answer: C

Section:

Explanation:

When deploying Exchange ActiveSync email settings in Workspace ONE Boxer, the correct approach is to configure the Email Settings directly in the Workspace ONE Boxer assignment configuration. This integrates the email settings with the app deployment.

Reference: VMware Workspace ONE documentation on Workspace ONE Boxer configuration.

QUESTION 5

An administrator is maintaining a Workspace ONE UEM cloud environment, and needs to secure the AirWatch Cloud Connector (ACC) instances with OS updates. What must the administrator do?

- A. Update the ACC's servers one after the other.
- B. Update the ACC's servers in parallel.
- C. Reinstall the AirWatch Cloud Connector instances.
- D. Manually reconfigure the loadbalancerfronting the ACC's and the update a ACC.



Correct Answer: A

Section:

Explanation:

To secure the AirWatch Cloud Connector (ACC) instances with OS updates in a Workspace ONE UEM cloud environment, the administrator should update the ACC servers sequentially, one after the other. This approach ensures continuous service availability and reduces the risk of downtime.

Reference: VMware Workspace ONE UEM documentation on maintaining and updating ACC instances.

QUESTION 6

Which three Workspace ONE Assist functions can an administrator use in order to initiate a remote assist session? (Choose three.)

- A. Share Screen
- B. Record
- C. Remote Interaction
- D. Remote Shell
- E. Manage Files
- F. Screenshot

Correct Answer: A, C, D

Section:

Explanation:

Workspace ONE Assist provides various functions for remote assistance, including Share Screen, Remote Interaction, and Remote Shell. These features enable administrators to view and interact with the device remotely, as well as execute commands through a shell interface.

Reference: VMware Workspace ONE Assist documentation on remote support capabilities.

QUESTION 7

Which payload should also be added and configured if an administrator is attempting to configure the S/MIME settings in an Exchange ActiveSync payload?

- A. VPN
- B. Email
- C. Credentials
- D. SCEP

Correct Answer: C

Section:

Explanation:

<https://kb.vmware.com/s/article/50105258>

QUESTION 8

An administrator is having difficulties with an AirWatch Cloud Connector (ACC) server connecting to an AirWatch Cloud Messaging (AWCM) server for authentication.

The administrator has confirmed:

DNS records are correct and resolvable from a different machine

ACC can connect to the Internet

What should the administrator check on the local ACC?

- A. Host File
- B. VAMI configuration
- C. Windows Version
- D. Windows Registry

Correct Answer: A

Section:

Explanation:

If there are issues with the AirWatch Cloud Connector (ACC) server connecting to an AirWatch Cloud Messaging (AWCM) server, the administrator should check the host file on the local ACC server. Incorrect entries or missing information in the host file can cause connection issues.

Reference: VMware Workspace ONE documentation on ACC troubleshooting.

QUESTION 9

HOTSPOT

An administrator wants to setup a new tunnel configuration in a relay-endpoint setup (DMZ and LAN).

What does the administrator need to change in the configuration? Mark your answer by clicking in the image.

Hot Area:



New Tunnel Configuration

Configure fundamental Tunnel architecture to establish connectivity and trust within your environment.

Save Cancel

Deployment Details Basic

Deployment Type Basic Cascade ⓘ

Hostname*

Port*

Server Authentication AirWatch

SSL AirWatch Third Party ⓘ

REGENERATE

Server Authentication AirWatch

Authentication AirWatch Third Party ⓘ

EXPORT REGENERATE

Networking Enabled

Determine how Tunnel will communicate with Workspace ONE UEM and how device traffic will flow through your network.

Manage Server Traffic Rules with VMware Tunnel PAC Reader ⓘ

Default AWCM + API traffic via Server Traffic Rules ⓘ

Answer Area:

New Tunnel Configuration

Configure fundamental Tunnel architecture to establish connectivity and trust within your environment.

Save Cancel

Deployment Details Basic

Deployment Type Basic Cascade ⓘ

Hostname*

Port*

Server Authentication AirWatch

SSL AirWatch Third Party ⓘ

REGENERATE

Server Authentication AirWatch

Authentication AirWatch Third Party ⓘ

EXPORT REGENERATE

Networking Enabled

Determine how Tunnel will communicate with Workspace ONE UEM and how device traffic will flow through your network.

Manage Server Traffic Rules with VMware Tunnel PAC Reader ⓘ

Default AWCM + API traffic via Server Traffic Rules ⓘ

Section:

Explanation:

QUESTION 10

An administrator noticed users are never disabled in the Workspace ONE UEM Console after they are disabled in Active Directory. What can be done to resolve the issue?

- A. Enable custom attributes for user status.
- B. Enable automatic sync for user status.
- C. Manually sync attributes.
- D. Enable auto merge.

Correct Answer: B

Section:

Explanation:

To ensure that user status changes in Active Directory are reflected in the Workspace ONE UEM Console, enabling automatic synchronization is necessary. This setting allows Workspace ONE UEM to periodically check and update the user status based on Active Directory.

Reference: VMware Workspace ONE UEM documentation on Active Directory integration.

QUESTION 11

With Workspace ONE UEM staging, what are the three supported enrollment options for Android devices? (Choose three.)

- A. Sideload
- B. QR Code
- C. Web
- D. NFC
- E. Barcode

Correct Answer: B, C, D

Section:

Explanation:

For Android devices, Workspace ONE UEM supports various enrollment options that facilitate easy and secure device management. The supported options include QR Code, Web, and NFC. QR Code enrollment involves scanning a specific code to start the enrollment process. Web enrollment allows users to enroll their devices via a web browser. NFC (Near Field Communication) enables device enrollment by simply tapping the device against another NFC-enabled device.

Reference:

VMware Workspace ONE UEM Documentation: Android Enrollment

VMware Blog: Understanding Workspace ONE Enrollment Options for Android

QUESTION 12

DRAG DROP

Match the Workspace ONE Service on the left to its Service Port on the right.

Select and Place:

Secure Email Gateway		10443
Content Gateway		8443
VMware Tunnel		11443

Correct Answer:



Content Gateway	10443
VMware Tunnel	8443
Secure Email Gateway	11443

Section:

Explanation:

QUESTION 13

Refer to the exhibit.



Access Denied

Access denied. Unable to authenticate the user.



A user has attempted to launch an iOS application and during authentication they see this response. What is the cause of the issue?

- A. The user does not have access to that application
- B. They installed the application from the Apple App Store
- C. You need to add the identifier to the Mobile SSO profile
- D. The user put in the wrong email address

Correct Answer: C

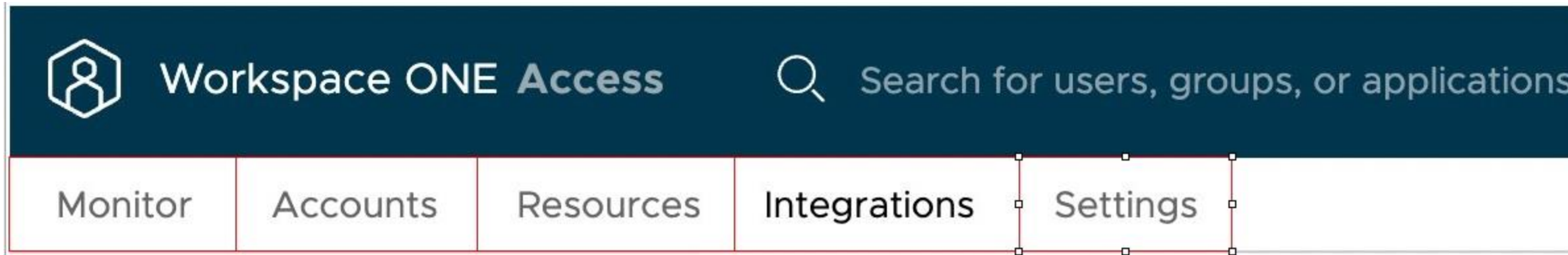
Section:

QUESTION 14

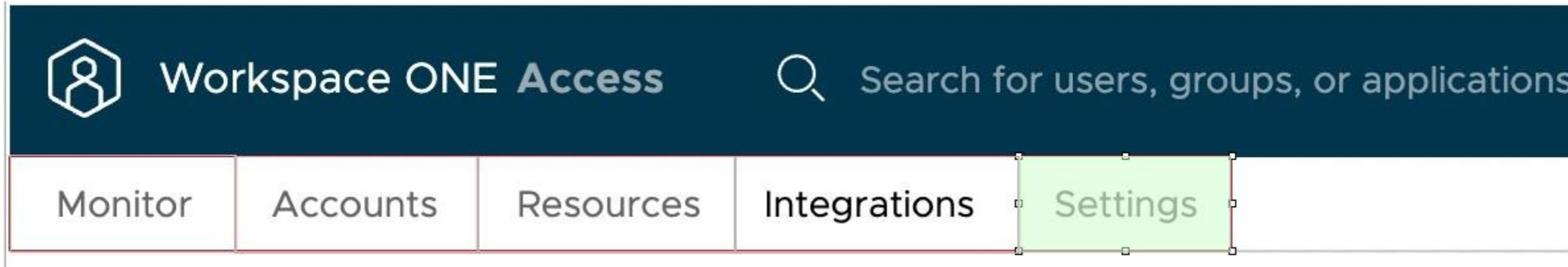
HOTSPOT

What section in the Workspace ONE Access Administrative Console lets an administrator add and manage the access policies and network ranges? Mark your answer by clicking on the image.

Hot Area:



Answer Area:



Section:

Explanation:



QUESTION 15

What is the first step you must perform in order to activate the Hub Catalog in the Intelligent Hub?

- A. Activate Hub Services in the Device Services console.
- B. Navigate to the Groups & Settings > All settings > Apps > Workspace ONE > AirWatch Catalog > General page and activate Hub Services.
- C. Navigate to the Groups & Settings > All settings > Apps > Workspace ONE > AirWatch Catalog > Publishing and activate Hub Services.
- D. Activate Hub Services in the UEM console.

Correct Answer: D

Section:

Explanation:

The first step to activate the Hub Catalog in the Intelligent Hub is to activate Hub Services in the Workspace ONE UEM console. This activation enables the Hub Catalog features within the Intelligent Hub app.
Reference: VMware Workspace ONE UEM documentation on Hub Services and Intelligent Hub configuration.

QUESTION 16

Which of the following components can integrate with an external Certificate Authority?

- A. ENS (Email Notification Service)
- B. ETL (Intelligence Connector)
- C. UAG (Unified Access Gateway)
- D. ACC (AirWatch Cloud Connector)

Correct Answer: D

Section:**Explanation:**

The AirWatch Cloud Connector (ACC) is capable of integrating with an external Certificate Authority. This integration is crucial for secure certificate management and issuance, ensuring that devices and users in the Workspace ONE UEM environment have the necessary certificates for authentication and secure communication.

Reference:

VMware Workspace ONE UEM Documentation: Certificate Authority Integration

VMware Blog: Certificate Management with ACC

QUESTION 17

Which two values are needed to configure the Secure Email Gateway (SEG) edge service on Unified Access Gateway? (Choose two.)

- A. SEG Friendly Name
- B. Email Server URL
- C. API Server URL
- D. Exchange Version
- E. MEM Config GUID

Correct Answer: C, E

Section:**Explanation:**

<https://docs.vmware.com/en/Unified-Access-Gateway/3.10/com.vmware.uag-310-deploy-config.doc/GUID-777AD886-B48D-4D07-8A82-F17F3664EDA0.html>

QUESTION 18

Which certificate is needed to configure Workspace ONE UEM Configuration with Workspace ONE Access?

- A. Workspace ONE UEM Device Services Certificate
- B. Workspace ONE UEM User Certificate
- C. Workspace ONE UEM Soap Certificate
- D. Workspace ONE UEM REST API Certificate

Correct Answer: D

Section:**Explanation:**

<https://docs.vmware.com/en/VMware-Workspace-ONE-Access/services/WS1-Access-deploymentguide/GUID-0AC4DCE9-A41B-4B8B-9953-F9874B04C575.html>

QUESTION 19

Which two email clients can be configured with an Exchange ActiveSync profile? (Choose two.)

- A. Microsoft Outlook
- B. Workspace ONE Boxer
- C. macOS native email client
- D. Gmail
- E. iOS native email client

Correct Answer: A, B

Section:**Explanation:**

Workspace ONE UEM supports the configuration of Exchange ActiveSync profiles with specific email clients. Microsoft Outlook and Workspace ONE Boxer are the two clients that can be configured with these profiles. Microsoft Outlook is a widely used email client, and Workspace ONE Boxer is a customized email client designed for Workspace ONE, offering integrated security and management features.

Reference:

VMware Workspace ONE UEM Documentation: Email Configuration

VMware Blog: Integrating Email Clients with Workspace ONE

QUESTION 20

During an enrollment attempt, a user enters their email address in the initial field in the Intelligent Hub. The user receives an error stating, "Something went wrong with discovery". Which configuration setting can be enabled to allow end users to enter an email address instead of a Server URL?

- A. Allow only known users
- B. Enrollment Token
- C. Autodiscovery Enrollment
- D. Pre-Register devices

Correct Answer: C

Section:

Explanation:

The error encountered during enrollment due to entering an email address suggests a need for enabling Autodiscovery Enrollment. This feature allows users to enroll their devices using their email address by automatically discovering the appropriate server settings, thereby simplifying the enrollment process and reducing user errors.

Reference:

VMware Workspace ONE UEM Documentation: Enrollment Options

VMware Knowledge Base: Troubleshooting Enrollment Issues



QUESTION 21

DRAG DROP

In Workspace ONE Access, some authentication methods can best be used as Primary Authentication, while others can only be used as Secondary Authentication. Drag and drop the authentication methods on the left into the correct classification on the right.

Select and Place:

	Can be used as Primary Authentication	Can only be used as Secondary Authentication Methods
<input type="text" value="Password (Cloud Deployment)"/>	<input type="text"/>	<input type="text"/>
<input type="text" value="Authenticator App"/>	<input type="text"/>	<input type="text"/>
<input type="text" value="Verify (Intelligent Hub)"/>	<input type="text"/>	<input type="text"/>
<input type="text" value="Mobile SSO (for Android /"/>		
<input type="text" value="Device Compliance"/>		
<input type="text" value="Certificate (Cloud Deployment)"/>		

Correct Answer:

	Can be used as Primary Authentication	Can only be used as Secondary Authentication Methods
<input type="checkbox"/>	<input type="checkbox"/> Mobile SSO (for Android /	<input type="checkbox"/> Verify (Intelligent Hub)
<input type="checkbox"/>	<input type="checkbox"/> Password (Cloud Deployment)	<input type="checkbox"/> Device Compliance
<input type="checkbox"/>	<input type="checkbox"/> Authenticator App	<input type="checkbox"/> Certificate (Cloud Deployment)
<input type="checkbox"/>		
<input type="checkbox"/>		
<input type="checkbox"/>		

Section:

Explanation:

QUESTION 22

What is the name of the natively available source for Windows applications in Workspace ONE UEM?

- A. Enterprise Application Repository
- B. Microsoft App Store
- C. Windows Application Repository
- D. Microsoft Store for Business

Correct Answer: D

Section:

Explanation:

The natively available source for Windows applications in Workspace ONE UEM is the Microsoft Store for Business. This integration allows administrators to manage and distribute Windows applications easily within the Workspace ONE UEM console, offering a streamlined process for accessing and deploying Microsoft applications.

Reference:

VMware Workspace ONE UEM Documentation: Managing Windows Applications

VMware Blog: Integrating Microsoft Store for Business with Workspace ONE

QUESTION 23

An administrator wants to deploy and configure a web browser for mobile devices that contains a survey. The browser needs to go back to the default homepage after 5 minutes of inactivity. What browser can be configured from Workspace ONE?

- A. VMware Intelligent Hub
- B. VMware Workspace ONE Web
- C. Google Chrome or Microsoft Edge
- D. Apple Safari

Correct Answer: B

Section:

Explanation:

VMware Workspace ONE Web is the browser that can be configured from Workspace ONE for the specified requirements. It allows for custom configurations like setting a default homepage and specifying actions after a period of inactivity, making it suitable for deploying and managing a web browser on mobile devices for specific organizational needs.

Reference:

VMware Workspace ONE UEM Documentation: Browser Configuration

VMware Blog: Customizing Browsing Experience with Workspace ONE Web

QUESTION 24

What are the two Tunnel Modes that can be configured in Tunnel Traffic Rules? (Choose two.)

- A. Group Application
- B. Per Application
- C. Full Device
- D. Proxy
- E. Per Device

Correct Answer: B, C

Section:

Explanation:

In Tunnel Traffic Rules within Workspace ONE, the two modes that can be configured are 'Per Application' and 'Full Device'. 'Per Application' mode directs traffic from specified applications through the tunnel, whereas 'Full Device' mode routes all traffic from the device through the tunnel. These modes offer flexibility in managing network traffic based on organizational security and access requirements.

Reference:

VMware Workspace ONE UEM Documentation: Tunnel Traffic Rules

VMware Blog: Understanding Tunnel Modes in Workspace ONE



QUESTION 25

Refer to the exhibit.

General Information

Directory Name* _____

Directory Type Active Directory Over LDAP
 Active Directory over Integrated Windows Authentication

Directory Sync and Authentication

Identity Providers [Show Identity Providers for Lab](#)

User Name _____

External ID* objectGUID

The attribute to use as the unique identifier of users and groups in the Workspace ONE Access directory

During Directory Sync and Authentication configuration, which two options are selectable for the Administrator in the User Name pull down menu? (Choose two.)

- A. distinguishedName
- B. sAMAccountName
- C. UserPrincipalName
- D. UserName
- E. SID

Correct Answer: B, C

Section:

QUESTION 26

An administrator wants to prevent users from enrolling into an organization group (OG) that is used only as a logical container. Which OG configuration can be blanked out in order prevent users from enrolling into an organization group?

- A. Locale
- B. GroupID
- C. Type
- D. Name

Correct Answer: B

Section:

Explanation:

Blanking out the GroupID in an Organization Group (OG) configuration can prevent users from enrolling into that specific OG, especially if it's intended only as a logical container. Reference: VMware Workspace ONE UEM administrative guide.

QUESTION 27

Which two types of accounts can be created in Workspace ONE UEM? (Choose two.)

- A. Directory
- B. Basic
- C. Okta
- D. Local
- E. Active Directory

Correct Answer: B, D

Section:

Explanation:

In Workspace ONE UEM, you can create Basic and Local accounts. Basic accounts are typically used for general purposes, whereas Local accounts are for administrative or specific functional roles within the UEM console. Reference: VMware Workspace ONE UEM documentation on account types.

QUESTION 28

Which four authentication methods are supported by Workspace ONE Access? (Choose four.)

- A. FIDO2
- B. RADIUS
- C. UEM Token

- D. Forms-Based Authentication
- E. Login Risk Score
- F. User-Based Authentication

Correct Answer: B, C, D, E

Section:

Explanation:

Workspace ONE Access supports various authentication methods including RADIUS, UEM Token, Forms-Based Authentication, and Login Risk Score. These methods provide different levels of security and user experience.

Reference: VMware Workspace ONE Access documentation on authentication methods.

QUESTION 29

HOTSPOT

Refer to the exhibit.





Workspace ONE UEM



FREESTYLE

Freestyle Orchestrator



MONITOR



DEVICES



RESOURCES



ACCOUNTS



CONTENT



On the Workspace ONE UEM Console, where would the administrator go to create Profiles & Baselines? Mark your answer by clicking on the image.

Hot Area:





Workspace ONE UEM



FREESTYLE

Freestyle Orchestrator



MONITOR



DEVICES



RESOURCES



ACCOUNTS



CONTENT



Answer Area:





Workspace ONE UEM



FREESTYLE

Freestyle Orchestrator



MONITOR



DEVICES



RESOURCES



ACCOUNTS



CONTENT



Section:

Explanation:

QUESTION 30

An administrator would like to configure SSO for Workspace ONE UEM console login.

Which catalog setting from Workspace ONE Access needs to be configured?

- A. Virtual Apps
- B. Web Apps
- C. Hub Configuration
- D. Hub Catalog

Correct Answer: B

Section:

Explanation:

To configure Single Sign-On (SSO) for the Workspace ONE UEM console login, you need to configure the Web Apps settings in Workspace ONE Access. This involves setting up SSO for web applications, which includes the Workspace ONE UEM console.

Reference: VMware Workspace ONE Access documentation on SSO configuration for web applications.

QUESTION 31

HOTSPOT

Refer to the Exhibit.



Workspace ONE UEM World Wide Enterprises

- Dashboard
- List View
- Details View
- Lifecycle
- Compliance Policies
- Certificates
- Provisioning
 - Product Dashboard
 - Product List View
 - Components
 - Product Sets
 - Custom Attributes
 - Relay Servers
 - Peripherals

Devices > Provisioning
Product Dashboard

TOTAL PRODUCTS: 4

RECENT PRODUCT STATUS

Product Name	Compliant	In Progress	Must Push	Dependent	Failed
MeetinVR Config	2	1	0	0	0
VXR Client Configuration for Pico	2	1	0	0	0

X WWE - IE Trusts

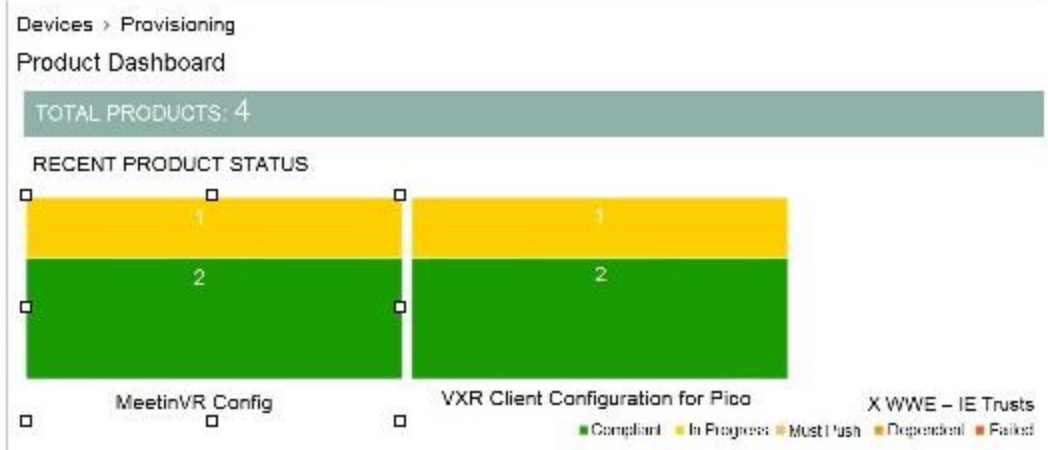
Legend: Compliant (Green), In Progress (Yellow), Must Push (Orange), Dependent (Red), Failed (Dark Red)



A customer asked an administrator to change the Files/Actions related to the product configuration of MeetingVR in their environment. Where would an administrator click to configure the changes? Mark your answer by clicking on the image.

Hot Area:

- FREESTYLE
 - MONITOR
 - DEVICES**
 - RESOURCES
 - ACCOUNTS
 - CONTENT
 - EMAIL
- Dashboard
 - List View
 - Details View
 - Lifecycle
 - Compliance Policies
 - Certificates
 - Provisioning
 - Product Dashboard**
 - Product List View
 - Components
 - Product Sets
 - Custom Attributes
 - Relay Servers
 - Peripherals



Answer Area:



Section:

Explanation:

QUESTION 32

What three security capabilities are supported by Workspace ONE SDK? (Choose three.)

- A. SAML Integration
- B. Agg Layer Authentication
- C. Encrypted Backup
- D. Data Loss Prevention
- E. Compromised Protection

Correct Answer: C, D, E

Section:

Explanation:

The Workspace ONE SDK supports various security capabilities, including Encrypted Backup, Data Loss Prevention, and Compromised Protection. These features enhance the security of applications that utilize the SDK, ensuring data protection and integrity.

Reference: VMware Workspace ONE SDK documentation on security capabilities.

QUESTION 33

HOTSPOT

Refer to the exhibit.

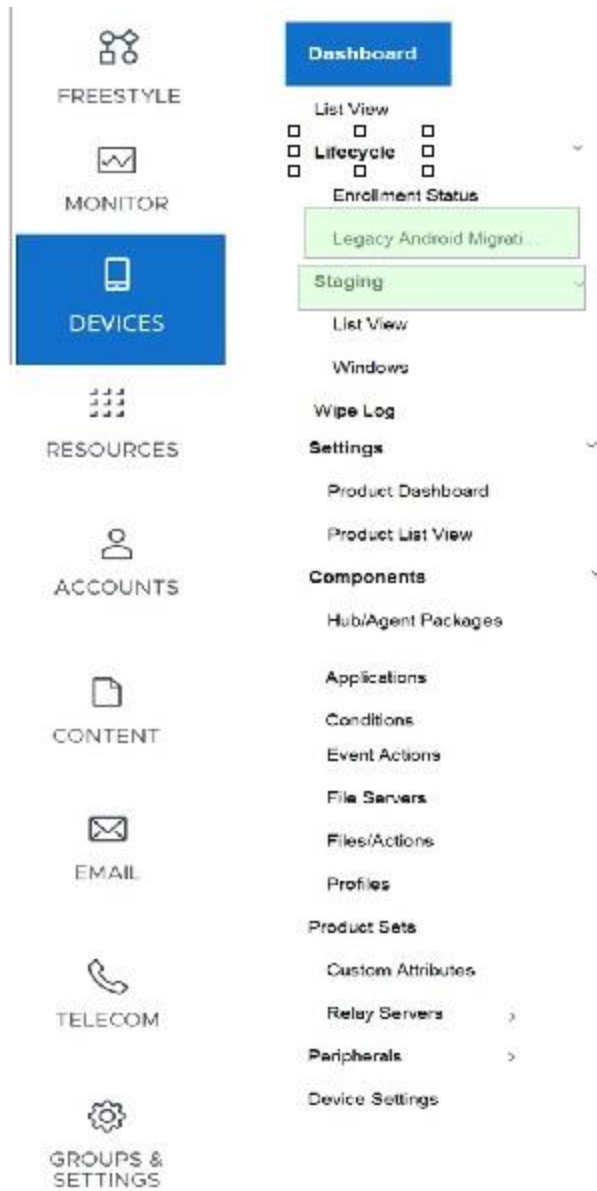
An administrator wants to configure a barcode enrollment for a handheld terminal with the Google Android operating system. What dashboard selection needs to be used to create the barcode? Mark your answer by clicking on the image.

Hot Area:

The screenshot shows a mobile management dashboard. On the left is a vertical sidebar with icons and labels: FREESTYLE, MONITOR, DEVICES (highlighted in blue), RESOURCES, ACCOUNTS, CONTENT, EMAIL, TELECOM, and GROUPS & SETTINGS. The main area contains a 'Dashboard' menu with several expandable sections: Lifecycle, Enrollment Status, Legacy Android Migrati..., Staging, Wipe Log, Settings, Components, Applications, Conditions, Event Actions, File Servers, Files/Actions, Profiles, Product Sets, Custom Attributes, Relay Servers, Peripherals, and Device Settings.



Answer Area:



Section:

Explanation:

QUESTION 34

Which Security Assertion Markup Language (SAML) configuration item is a pre-requisite to create a third party identity provider in Workspace ONE Access?

- A. SAML AuthN Request
- B. ISAML AuthN Context
- C. SAML Metadata
- D. SAML Assertion

Correct Answer: C

Section:

Explanation:

To create a third-party identity provider in Workspace ONE Access, SAML Metadata is a prerequisite. This metadata contains information necessary for SAML-based communication and integration with the identity provider. Reference: VMware Workspace ONE Access documentation on SAML configuration.