

Exam Code: 98-349

VCEplus.com

Number: 98-349
Passing Score: 800
Time Limit: 120 min
File Version: 12.39



Exam Code: 98-349

Exam Name: Windows Operating System Fundamentals

Certkiller

QUESTION 1

Which of the following are the basic elements of the Windows Media Player interface? Each correct answer represents a complete solution. Choose all that apply.

- A. List pane
- B. Navigation pane
- C. Address bar
- D. Menu bar

Correct Answer: ABC

Section: (none)

Explanation

Explanation/Reference:

Explanation:

The five basic elements of the Windows Media Player interface are as follows:

1. Address bar: The Address bar contains a breadcrumb trail that helps a user find his current place in the library. Below the address bar is a toolbar whose content change depending on the current selection. At the right of the toolbar is a search box.
2. Navigation pane: The Navigation pane is used to choose any major node in the media library, select removable media, such as CDs and DVDs, work with portable devices, and view any libraries that are available over the network.
3. Details pane: The contents of the Details pane change, depending on the type of content that is selected from the library and which view is applied.
4. List pane: The List pane displays the content of the current playlist when the Play tab is selected. The Burn and Sync tabs allow a user to create or edit a list of tracks to be burned to a CD (or DVD) or transferred to a compatible portable device, respectively. An info box above the list shows album art for the current track.
5. Playback controls: Playback controls manage playback of audio and video files, using DVD-style controls to play, pause, fast-forward, and rewind files; this area also includes a variety of special- purpose buttons that control volume and the appearance of the Player. If a file is playing, details appear to the left of the controls. The button to the right of the layback controls allows a user to quickly switch from Library view to Now Playing view.

QUESTION 2

You work as a Network Administrator for www.company.com Inc. The computers on the network run Windows 7. You want to run the applications that run only on Windows XP. Which of the following options will you choose to accomplish the task?

- A. Set two PCs at each desk and teller window configured with a keyboard-video-mouse (KVM) switch. One PC would run Windows 7 and the supported applications, and the other would run Windows XP and the older applications.
- B. Set a centralized PC running Windows XP with all necessary applications installed. Each user can sign up to use the machine to complete their work.
- C. Configure each Windows 7 PC with Windows XP Mode and install the older applications in XP Mode.
- D. Use Windows Deployment Services (WDS) to perform multiple installations simultaneously.

Correct Answer: C

Section: (none)

Explanation

Explanation/Reference:

Explanation:

Windows XP Mode helps a user run programs designed for Windows XP on computers running Windows 7 Professional, Windows 7 Enterprise, or Windows 7 Ultimate. The user can run applications for Windows XP directly from the Windows 7 desktop.

QUESTION 3

Which of the following are the various types of MMC User modes? Each correct answer represents a complete solution. Choose all that apply.

- A. User Mode (Limited Access, Multiple Window)
- B. User Mode (Full Access)
- C. User Mode (Single Window)
- D. User Mode (Limited Access, Single Window)

Correct Answer: ABD

Section: (none)

Explanation

Explanation/Reference:

Explanation:

The various types of MMC User modes are as follows:

1. User Mode (Full Access): In this user mode, users have full access to the console tree and can open new windows, using the New Window From Here or Window, New Window command.
2. User Mode (Limited Access, Multiple Window): In this mode, users have access only to parts of the console tree that are visible. Users can open new windows with the New Window from Here command, but the New Window command does not appear on the Window menu.
3. User Mode (Limited Access, Single Window): In this most restrictive mode, users have access only to parts of the console tree that are visible. MMC operates in single-window mode. Users cannot open new document windows, nor can they resize the single document window.

QUESTION 4

Rick has a laptop that runs Windows 7 Home Premium. He wants to upgrade it to another edition of Windows 7. He decides to use Windows Anytime Upgrade. To which of the following editions can he upgrade? Each correct answer represents a complete solution. Choose two.

- A. Starter
- B. Home Basic
- C. Professional
- D. Ultimate

Correct Answer: CD

Section: (none)

Explanation

Explanation/Reference:

Explanation:

Windows 7 Premium edition can be upgraded to Windows 7 Ultimate or Windows 7 Professional editions only. Rick can use WAU for upgrading his current upgrading system. Windows Anytime Upgrade (WAU) for Windows 7 is a Microsoft utility used for upgrading Windows 7 versions by buying a license online. Users can easily upgrade Windows 7 versions by using this utility. The WindowsAnytimeUpgrade.exe file is stored in the %SystemRoot%\System32 folder. Users can start upgrade by selecting Windows Anytime Upgrade on the Start menu and then following the prompts. Windows 7 will be available in six different editions, but only Home Premium and Professional will be available for retail sale in most countries. The other editions are focused at other markets, such as the developing world or for enterprise use. Answer: A and B are incorrect. Premium edition cannot be upgraded to Starter or Home Basic editions of Windows 7.

QUESTION 5

Which of the following steps will you take to configure automatic updates? Each correct answer represents a part of the solution. Choose all that apply.

- A. Under Windows Update, click "Turn automatic updating on or off". The Change Settings window opens.
- B. Open the Control Panel and click Add or Remove Program.
- C. Open the Control Panel and click System and Security. (If the Control Panel is not in Category view, click Windows Update, and then click Change settings.)
- D. Configure the update options as needed, and click OK.

Correct Answer: ACD

Section: (none)

Explanation

Explanation/Reference:

Explanation:

Take the following steps to configure automatic updates:

1. Open the Control Panel and click System and Security. (If the Control Panel is not in Category view, click Windows Update, and then click Change settings.)
2. Under Windows Update, click "Turn automatic updating on or off". The Change Settings window opens.
3. Configure the update options as needed, and click OK.



QUESTION 6

Joseph works as a Desktop Support Technician for www.company.com Inc. As part of his responsibilities, he has to monitor the performance of computers on a regular basis. He runs Windows Defender on a computer and receives the following warning message:

"Windows Defender Definitions haven't been updated".

He wants to resolve this issue and ensure that this message is not displayed. For this, he has to update Windows Defender definition files. What will he do to update the files?

- A. Repair the Microsoft Location Finder program.
- B. Download and install the latest Windows Defender application from the Microsoft website.
- C. Download and install the appropriate files from the Microsoft website.
- D. Restart the Windows Defender.

Correct Answer: C

Section: (none)

Explanation

Explanation/Reference:

Explanation:

In order to resolve the issue, you need to download the latest definition files from the Microsoft Windows Defender website.

QUESTION 7

You work as a network administrator for www.company.com Inc. You want to run the Windows 7 operating system on the computers of the organization. Which of the following are basic system requirements for Windows 7? Each correct answer represents a complete solution. Choose all that apply.

- A. 16 GB available hard disk space (32-bit) or 20 GB (64-bit)
- B. 1 gigabyte (GB) RAM (32-bit) or 2 GB RAM (64-bit)
- C. 6 GB available hard disk space (32-bit) or 20 GB (64-bit)
- D. 1 gigahertz (GHz) or faster 32-bit (x86) or 64-bit (x64) processor

Correct Answer: ABD

Section: (none)

Explanation

Explanation/Reference:

Explanation:

Windows 7 basic system requirements are as follows:

1. 1 gigahertz (GHz) or faster 32-bit (x86) or 64-bit (x64) processor
2. 1 gigabyte (GB) RAM (32-bit) or 2 GB RAM (64-bit)
3. 16 GB available hard disk space (32-bit) or 20 GB (64-bit)
4. DirectX 9 graphics device with WDDM 1.0 or higher driver

QUESTION 8

Which of the following are general options in Media Center to adjust Media Center settings? Each correct answer represents a complete solution. Choose all that apply.

- A. Screen Orientation
- B. Visual And Sound Effects
- C. Windows Media Center Setup
- D. Startup And Windows Behavior

Correct Answer: BCD

Section: (none)

Explanation

Explanation/Reference:

Explanation:

The various general options in Media Center to adjust Media Center settings are as follows:

1. Startup And Windows Behavior: It tweaks the behavior of the Media Center window, including whether it starts automatically with Windows.
2. Visual And Sound Effects: It is used to choose a color scheme, set a background color to fill the screen when the video signal uses less than the full screen (black, white, or a shade of gray), and enable or disable transition effects and sounds for menu actions.
3. Windows Media Center Setup: It configures the Internet connection, speakers, TV signal, and TV or monitor. The Run Setup Again choice resets all Media Center options and allows a user to start fresh.
4. Parental Controls: It locks out access to programs based on TV or movie ratings; access is controlled by a 4-digit PIN the user selects.
5. Automatic Download Options: It controls whether and when Media Center retrieves album art and other information from the Internet. The Download Now option forces the program guide to refresh immediately.
6. Optimization: It selects the single check-box here to specify a time, once per day, when Windows will restart the Ehshell.exe process (the Media Center shell). This restart does not happen if a user is watching or listening to content or if the recorder is busy.
7. About Windows Media Center: It displays the Media Center version number and the terms of service for the online program guide.
8. Privacy: It reads the privacy statement and adjusts some privacy settings that affect Internet connections and the TV program guide.

QUESTION 9

You work as a Network Administrator for www.company.com Inc. You want to use the cloud computing service over your organization. Which of the following is the biggest security control loss with cloud computing?

- A. Physical control loss over data
- B. Logical control loss over data
- C. Backup control loss over data
- D. Administrative access loss to data

Correct Answer: A

Section: (none)

Explanation

Explanation/Reference:

Explanation:

The biggest security concern with cloud computing is that data and computing resources might reside outside the corporate network in the hands of others. It means you must trust your provider and have the tools available to manage security options and audit your provider's compliance. Answer: C is incorrect. Losing backup control is not the biggest concern with cloud computing. Answer: B is incorrect. In cloud computing, you have logical control over data. Answer: D is incorrect. Administrative access to data is not lost in cloud computing.

QUESTION 10

You work as a Network Administrator for www.company.com Inc. You have installed the Windows 7 operating system on your computer. You are using the Internet printing process to print your documents. Which protocol is used by the computer to send print jobs in Internet printing?

- A. SCP
- B. SAP
- C. HTTP

D. SDP

Correct Answer: C

Section: (none)

Explanation

Explanation/Reference:

Explanation:

Internet printing is a process which makes it possible for computers running Windows 7 to use printers that are located anywhere in the world. The computers send print jobs by using the Hypertext Transfer Protocol (HTTP).

QUESTION 11

Rick works as a security administrator for www.company.com Inc. The company has two branch offices. Both the branch offices have laptops running Windows 7 Professional and external mobile drives for data storage and backups. Rick wants to secure the laptops with BitLocker. What will Rick do to accomplish the task?

- A. Disable public folder access on the laptops.
- B. Upgrade the laptops to Windows 7 Enterprise or Windows 7 Ultimate.
- C. Purchase BitLocker because www.company.com does not have licensing for it.
- D. Enable public folder access on the laptops.

Correct Answer: B

Section: (none)

Explanation

Explanation/Reference:

Explanation:

Upgrade the laptops to Windows 7 Enterprise or Windows 7 Ultimate because BitLocker is not available with Windows 7 Professional.

Answer: C, A, and D are incorrect. These will not secure the laptops with BitLocker.

QUESTION 12

Which of the following are service startup types?

Each correct answer represents a complete solution. Choose all that apply.

- A. Enabled
- B. Automatic
- C. Delayed start
- D. Manual

Correct Answer: BCD

Section: (none)

Explanation

Explanation/Reference:

Explanation:

Service startup types denote how the service will start. There are four service startup types:

1. Delayed start: If a service has a startup type of delayed start, it will start automatically but not immediately.
2. Automatic: If a service has a startup type of automatic, it will start automatically and immediately.
3. Manual: If a service has a startup type of manual, either a user or some program must start it.
4. Disabled: If a service has a startup type of disabled, it will not start.

QUESTION 13

You work as a Network Administrator for McRoberts Inc. The company has a Windows 2003 Active Directory-based network. The client computers on the network run Windows XP Professional. The management wants to upgrade all client computers to Windows 7. Before starting the upgrade process, you want to know whether all hardware is compatible to run Windows 7. Which of the following tools can help you make a compatibility report of all the client computers?

- A. Windows 7 Upgrade Advisor
- B. Windows Upgrade Planner
- C. Windows Aero
- D. Device Manager

Correct Answer: A

Section: (none)

Explanation

Explanation/Reference:

Explanation:

Answer: C is incorrect. Windows Aero, an acronym for Authentic, Energetic, Reflective, and Open, is the graphical user interface for Windows 7/Vista. It is a high-performance user interface that gives a computer a new look and feel. It offers a premium user experience that makes it easier to visualize and work with. It provides a smoother, more stable desktop experience. Answer: D is incorrect. Device Manager is a tool that can be used to manage devices on a computer. Using Device Manager, users can view and change device properties, update device drivers, configure device settings, and uninstall devices.

Answer: B is incorrect. There is no such tool available with any Windows operating system.

QUESTION 14

You work as a Network Administrator for Blue Well Inc. The company has a Windows 2003 Active Directory-based network environment. All client computers run Windows 7 Ultimate. You want to configure a feature of Windows 7 that helps prevent malicious software (malware) and spyware from installing or making changes to a computer without permission. Which of the following is the feature mentioned above?

- A. Windows Defender
- B. Windows Firewall
- C. User Account Control

D. Parental Controls

Correct Answer: C

Section: (none)

Explanation

Explanation/Reference:

User Account Control (UAC) is a feature in Windows that helps prevent unauthorized changes to a user's computer. UAC asks the user for permission or an administrator password before performing actions that could potentially affect a computer's operation or that change settings that affect other users.

Answer: A is incorrect. Windows Defender is a Windows tool that keeps spyware and other potentially unwanted software from infecting a computer. It uses definitions to determine if detected software is spyware or malware, and then to alert users of potential risks. Definitions are updated periodically through Windows Update or by setting Windows Defender to check online for updated definitions.

Answer: D is incorrect. The Parental Controls feature in Windows enables parents to determine which games their children can play, which programs they can use, and which web sites they can visit. Parents can also restrict computer usage to certain times of the day through this feature by configuring the settings in the Parental Controls panel. Answer: B is incorrect. A firewall is a program or hardware device that prevents data packets from coming in or going out to a specified network or computer. It is used to separate an internal network from the Internet.

QUESTION 15

You work as a Network Administrator for www.company.com Inc. The computers on the network run Windows 7. You want to check devices installed on the computers. You also want to modify hardware settings. Which of the following will you choose to accomplish the task?

- A. Encryption
- B. Dependency
- C. Device Manager
- D. BitLocker

Correct Answer: C

Section: (none)

Explanation

Explanation/Reference:

Device Manager enables a user to determine which devices are installed on a computer, update driver software for devices, check to see if hardware is working properly, and modify hardware settings. The user can also use Device Manager to update a driver that is not working properly or restore a driver to its previous version.

QUESTION 16

You work as a System Administrator for BlueSkwer.com. It has been determined by the technology committee to use BitLocker to protect the company laptops. You will be utilizing BitLocker to protect the data on both fixed and removable data drives. In the next step, you must determine the unlock method. When using BitLocker, what are the available unlock options? Each correct answer represents a complete solution. Choose all that apply.

- A. Startup key

- B. Smart Card
- C. Password
- D. Automatic unlocking

Correct Answer: BCD

Section: (none)

Explanation

Explanation/Reference:

Explanation:

The unlock methods available when using BitLocker on fixed or removable drives are as follows:

Smart card.

Automatic unlocking.

Password.

You should choose your unlock method based on the security needs of the drive being protected.

QUESTION 17

You have the Windows 7 operating system running on your computer. You have many open windows and you are not sure exactly which one you need. Which of the following shortcuts will you use to get a quick thumbnail view of all open windows?

- A. Ctrl+Shift
- B. Ctrl+Tab
- C. Alt+Tab
- D. Shift+Tab

Correct Answer: C

Section: (none)

Explanation

Explanation/Reference:

Explanation:

You will use Alt+Tab to get a quick thumbnail view of all open windows. Answer: B, D, and A are incorrect. These will not provide a quick thumbnail view of all open windows.

QUESTION 18

You work as a Systems Administrator for BlueSkwer.com. You are testing BitLocker on three computers in a lab. You have prepared these computers by running the BitLocker Drive Preparation tool. You now want to use the command line to enable BitLocker. What command line tool will allow you to enable BitLocker on a computer and also assist with administration after BitLocker is enabled?

- A. DiskPart
- B. Manage-bde.exe

- C. Defrag
- D. Chkdsk

Correct Answer: B

Section: (none)

Explanation

Explanation/Reference:

Explanation:

The Manage-bde.exe command-line tool is designed to enable BitLocker Drive Encryption on one computer at a time and to assist with administration after BitLocker is enabled.

QUESTION 19

Which of the following steps will you take to install a local printer? Each correct answer represents a part of the solution. Choose all that apply.

- A. Click the Start button and open Device Manager.
- B. In the Add Printer wizard, click Add a local printer.
- C. On the Install the printer driver page, select the printer manufacturer and model, and then click next.
- D. On Choose a printer port, select Use an existing port, and then select the recommended port.

Correct Answer: BCD

Section: (none)

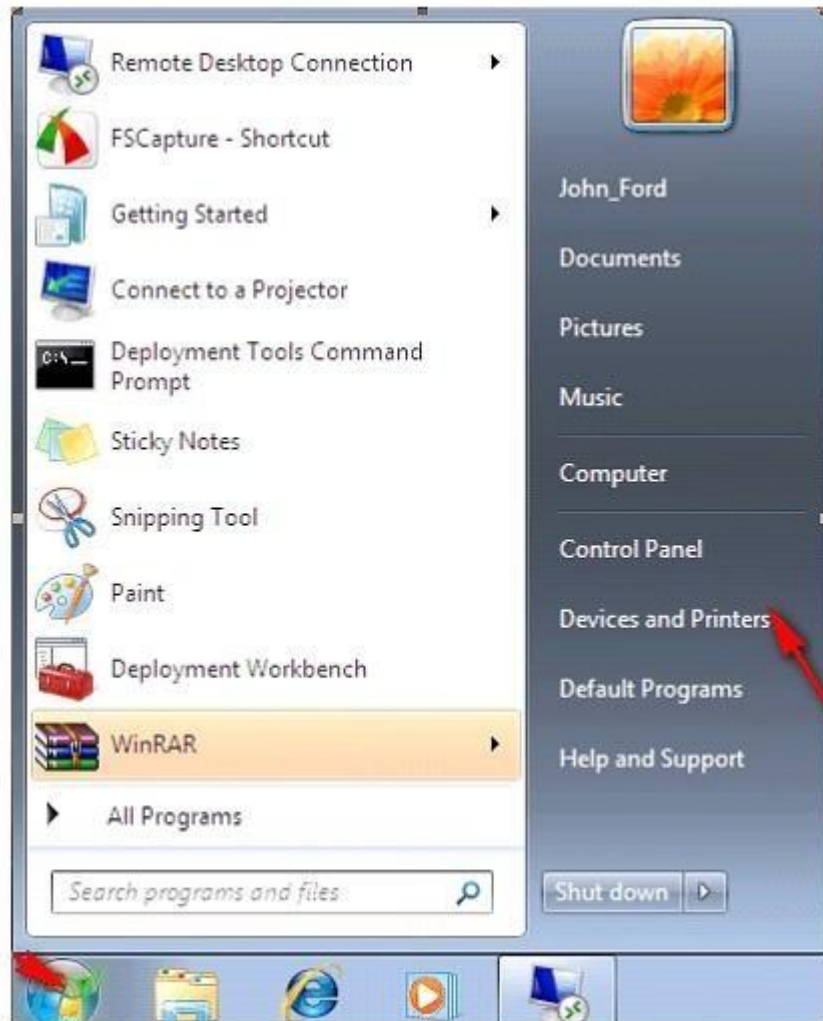
Explanation

Explanation/Reference:

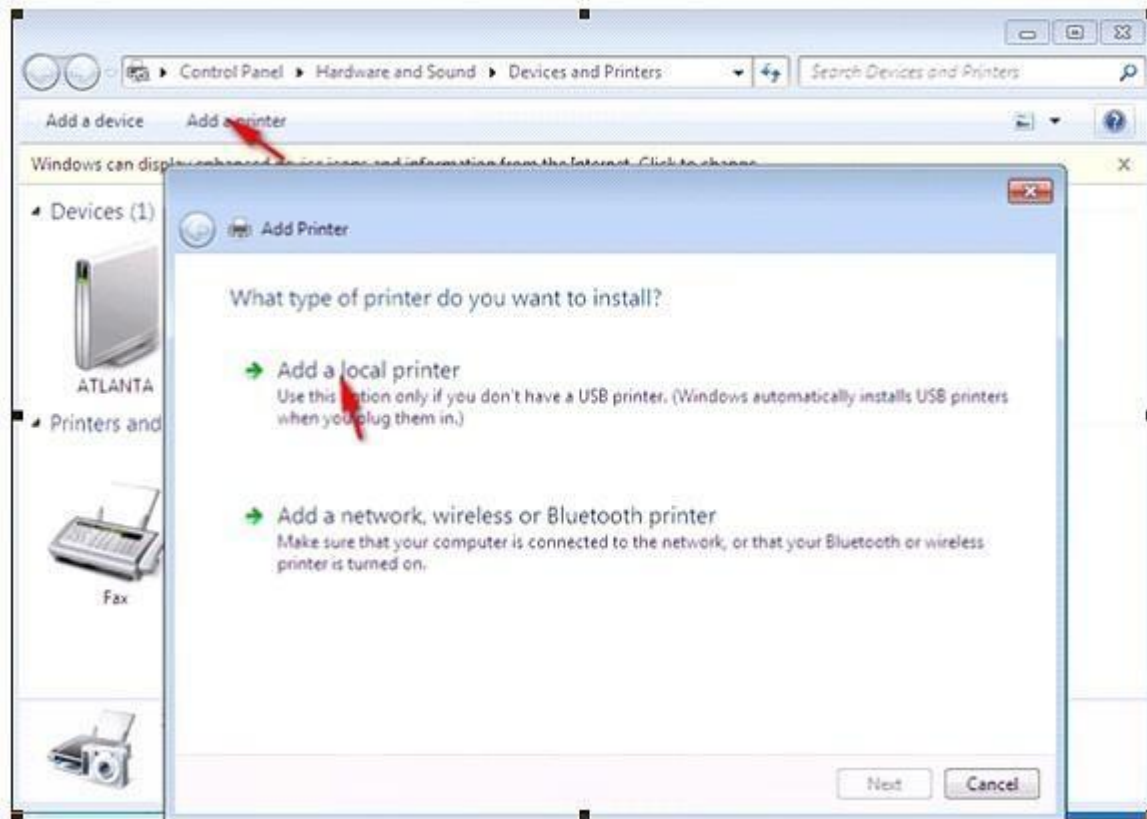
Explanation:

Take the following steps to install a local printer:

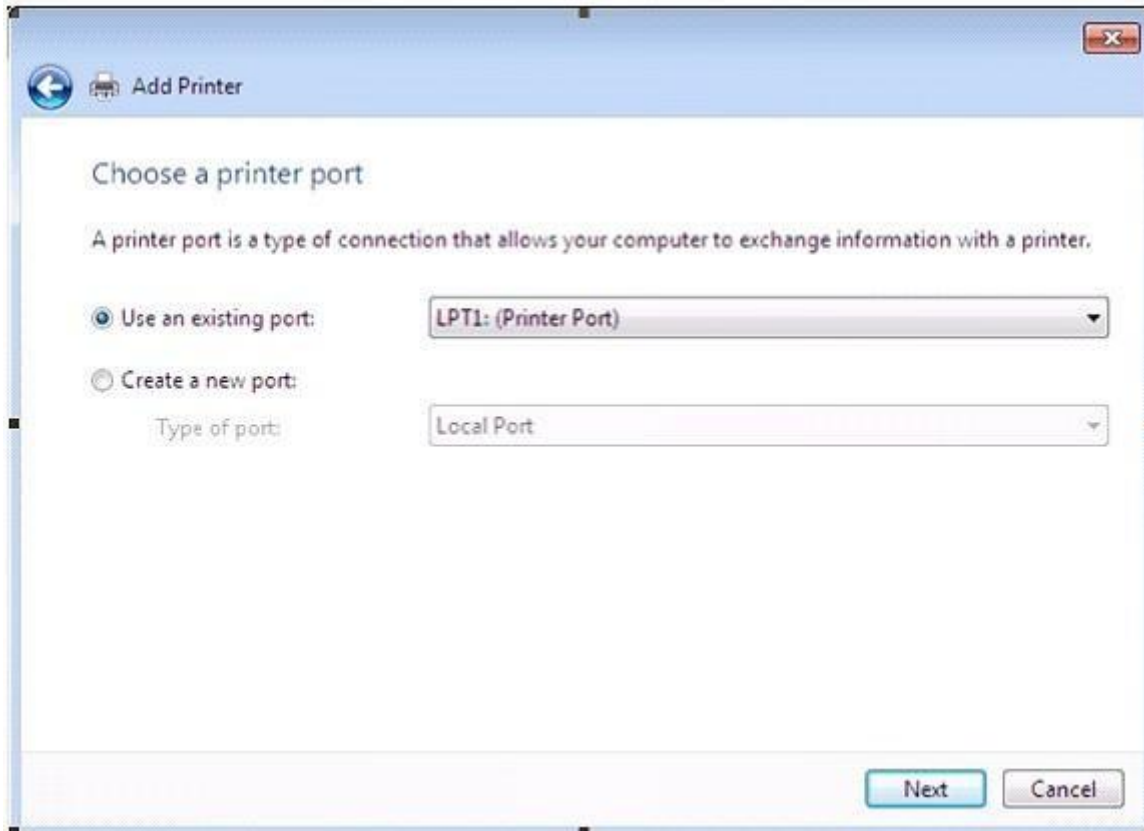
1. Open the Start menu and click Devices and Printers.



2. Click Add a Printer.
3. In the Add Printer wizard, click Add a local printer.



4. On Choose a printer port, select Use an existing port, and then select the recommended port.



5. On the Install the printer driver page, select the printer manufacturer and model, and then click Next. If the printer is not listed, click Windows Update, and then wait while Windows checks for additional drivers. If none are available and you have the installation CD, click Have Disk, and then browse to the folder where the printer driver is located.



6. Complete the additional steps, and then click Finish.

QUESTION 20

You work as a systems administrator for BlueSkwer.com. Alex, the CTO, has requested you to provide better control over applications that are installed on company computers. All computers are running Windows 7. Alex has the following requirements: Increase the control over software licensing so that the company can ensure that only authorized applications are installed. Reduce the administrative effort to authorize tasks on individual computers. Reduce the organization's total cost of ownership for its enterprise software. What Windows 7 feature would meet the CTO's requirements?

- A. User Account Control
- B. BranchCache
- C. BitLocker
- D. Applocker

Correct Answer: A

Section: (none)

Explanation

Explanation/Reference:

Explanation:

User Account Control (UAC) can meet the requested requirements because standard users are not able to install unauthorized applications.

QUESTION 21

You work as a Network Administrator for Blue Well Inc. The company has a Windows 2000 Active Directory-based network. All the client computers on the network run Windows XP Professional. The management wants to upgrade all client computers to Windows 7. Before performing an upgrade on the client computers, you want to test all the editions of the Windows 7 at your test lab. You install different editions on separate computers. You find all the editions are performing as per your requirements. Now you want to test the upgrade process of one edition of Windows 7 to another. Which of the following steps will you use to accomplish the task? Each correct answer represents a complete solution. Choose all that apply.

- A. Connect to the local network.
- B. Run Windows Anytime Upgrade from Start > Control Panel > System and Maintenance.
- C. Insert Windows 7 Installation media on DVD-ROM drive.
- D. Connect to the Internet.

Correct Answer: BC

Section: (none)

Explanation

Explanation/Reference:

Explanation:

In order to accomplish the task, you will have to take the following steps:

Run Windows Anytime Upgrade from Start > Control Panel > System and Maintenance.

Insert Windows 7 Installation media on DVD-ROM drive.

Windows Anytime Upgrade requires some files to upgrade editions. For this, you will have to provide Windows 7 installation DVD.

QUESTION 22

Which of the following are the types of updates in Windows 7? Each correct answer represents a complete solution. Choose all that apply.

- A. Important
- B. Recommended
- C. Optional
- D. Common

Correct Answer: ABC

Section: (none)

Explanation

Explanation/Reference:

Explanation:

The various types of updates in Windows 7 are as follows:

1. Important updates: Important updates provide improved security, privacy, and reliability. They should be installed as they become available, and can be installed automatically with Windows Update.
2. Recommended updates: Recommended updates address non-critical problems or help enhance the computing experience. While these updates do not address fundamental issues with the computer or Windows software, they can offer meaningful improvements. These can be installed automatically.
3. Optional updates: Optional updates can include updates, drivers, or new software from Microsoft to enhance the computing experience. A user can only install these manually.

QUESTION 23

Which of the following steps will you take to remove a printer? Each correct answer represents a part of the solution. Choose all that apply.

- A. Open Device Manager.
- B. Right-click the printer and choose Remove device.
- C. Open the Devices and Printers window.
- D. Right-click the device, and then click Enable.

Correct Answer: BC

Section: (none)

Explanation

Explanation/Reference:

Explanation:

Take the following steps to remove a printer:

1. Open the Devices and Printers window.

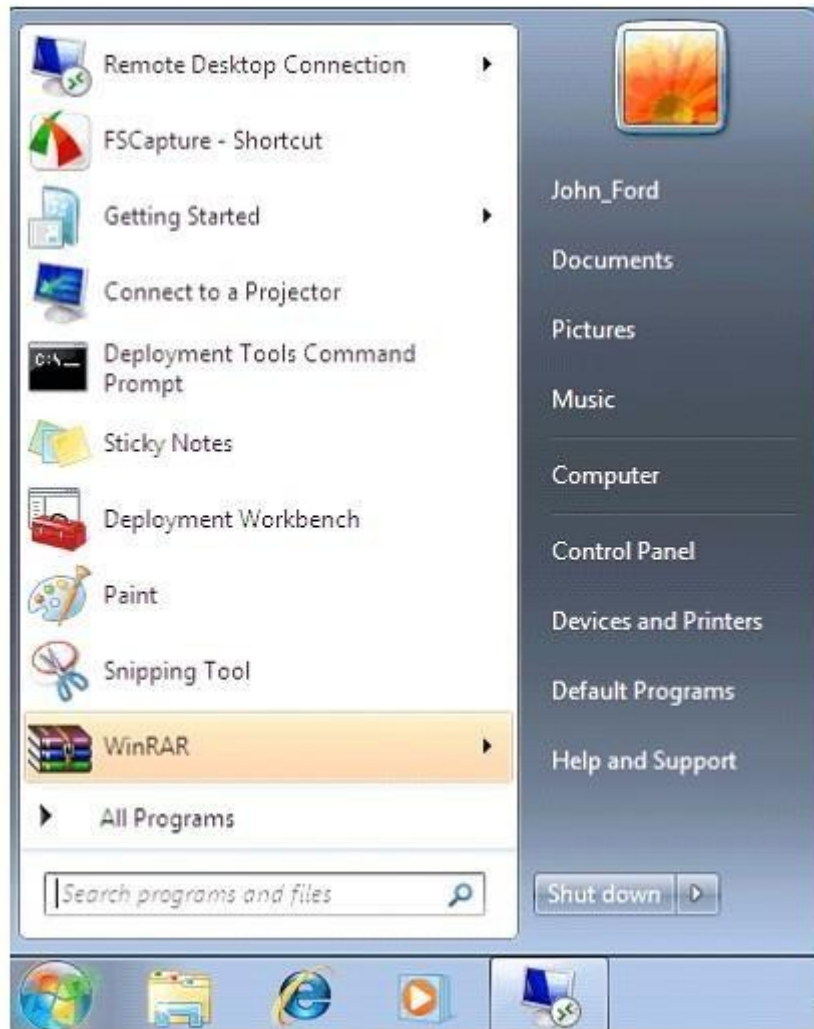


2. Right-click the printer and choose Remove device.

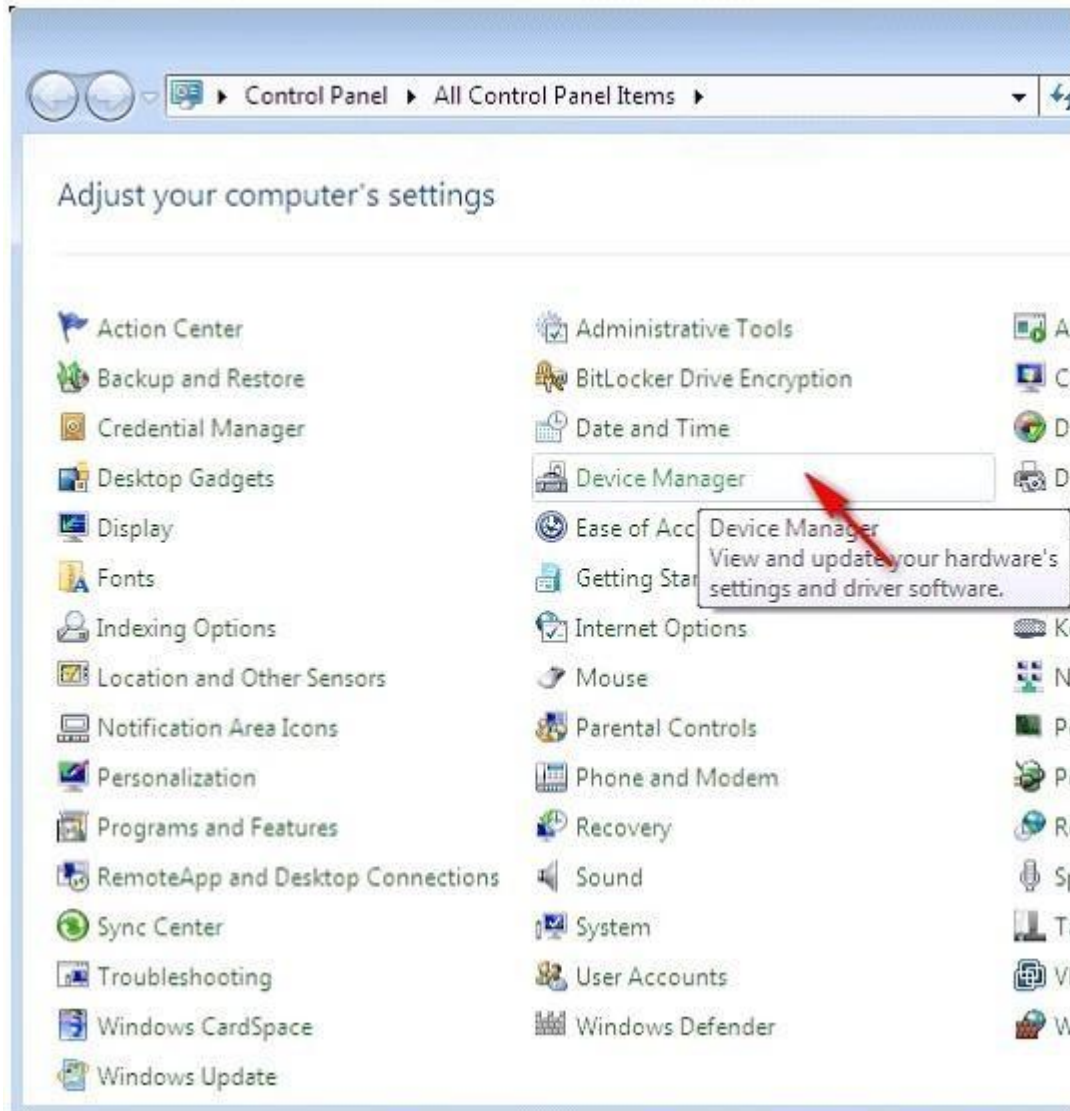
3. Click Yes.

Answer: A and D are incorrect. Take the following steps to enable a Plug and Play device:

1. Click the Start button and open Control Panel.



2. Open Device Manager.



3. Right-click the device, and then click Enable.

QUESTION 24

You work as a Windows Virtualization Administrator for www.company.com Inc. The company uses Active Domain Services domain for performing various functions. All client computers run Windows 7 Operating system environment. You are required to virtualize applications like MED-V by using

Microsoft Application Virtualization (App-V). You are required to make sure that all clients access the virtualized applications from their local area of work and permit for active upgrades also. Which of the following should you prefer to install in each local area of work?

- A. Microsoft Baseline Security Analyzer (MBSA).
- B. Virtualization Management Console.
- C. Microsoft System Center Application Virtualization Streaming server.
- D. Microsoft System Center Application Virtualization Management Server.

Correct Answer: C

Section: (none)

Explanation

Explanation/Reference:

Explanation:

A Microsoft System Center Application Virtualization Streaming server is used to offer application streaming, including package/active upgrades without the Active Directory and database overheads, and enables the Administrators to deploy to existing servers or add streaming to Electronic Software Delivery systems.

According to the above mentioned case, Microsoft System Center Application Virtualization Streaming server is used to make sure that all clients should access the virtualized applications from their local area of work and permit for active upgrades also. Answer: D is incorrect. Microsoft System Center Application Virtualization Management Server is used to enable dynamic streaming including package/active upgrades, and requires Active Directory and SQL Server. Answer: B is incorrect. Virtualization Management Console is used to remotely manage the server computer on which the Windows Server virtualization role service is installed. Answer: A is incorrect. Microsoft Baseline Security Analyzer (MBSA) is a software tool of Microsoft to determine security state by assessing missing security updates and less-secure security settings within Microsoft Windows, Windows components such as Internet Explorer, IIS web server, and products Microsoft SQL Server, and Microsoft Office macro settings. Microsoft Baseline Security Analyzer (MBSA) includes a graphical and command line interface that can perform local or remote scans of Windows systems.

QUESTION 25

Which of the following are advantages of the NTFS file system over FAT32 and FAT? Each correct answer represents a part of the solution. Choose two.

- A. Support for Encrypting File System (EFS).
- B. Support for dual-booting.
- C. Support for audio files.
- D. Support for file and folder level permissions.

Correct Answer: AD

Section: (none)

Explanation

Explanation/Reference:

Explanation:

NTFS is an advanced file system designed to be used specifically in Windows NT, Windows 2000, and Windows XP operating systems. NTFS supports security features, such as encryption using Encrypting File System (EFS) and file and folder level permissions. It also offers features, such as disk quotas, distributed link tracking, and compression. FAT32 and FAT file systems do not provide these features.

QUESTION 26

You work as a network administrator for www.company.com Inc. The client computers on the network run Windows 7. You want to deploy Windows 7 installation over the network instead of installing each operating system directly from a CD or DVD. Which of the following options will you choose to accomplish the task?

- A. Use Windows Deployment Services (WDS) to perform multiple installations simultaneously.
- B. Use Lite Touch Installation (LTI).
- C. Use a bootable floppy disk to connect to the network share and run Setup.exe from the distribution point.
- D. Run Windows Update over the network to make sure that all installed systems are updated.

Correct Answer: A

Section: (none)

Explanation

Explanation/Reference:

Explanation:

Windows Deployment Services is the updated and redesigned version of Remote Installation Services (RIS). A user can use it to install Windows to computers over a network instead of installing each operating system directly from a CD or DVD. A user should have a working knowledge of common desktop deployment technologies and networking components, including Dynamic Host Configuration Protocol (DHCP), Domain Name System (DNS), and Active Directory Domain Services to use Windows Deployment Services.

QUESTION 27

You work as a technician for McNeil Inc. Mevrick, a Sales Manager, has a computer running Windows 7 Home at his home. To get all the features of Windows 7, he wants to upgrade his computer to Windows 7 Ultimate. Which of the following will you suggest him to upgrade his computer?

- A. ReadyBoost
- B. Windows Anytime Upgrade
- C. Windows Defender
- D. Windows Aero

Correct Answer: B

Section: (none)

Explanation

Explanation/Reference:

Explanation:

In order to accomplish the task, Windows Anytime Upgrade should be used.

QUESTION 28

Which of the following is the difference between local and network applications?

- A. A local application is loaded in a local computer and accessed from a remote computer, whereas a network application is loaded in a local computer and accessed only by the local computer.
- B. A network application is loaded in a local computer and accessed from a remote computer, whereas a local application is loaded in a local computer and accessed only by the local computer.
- C. A network application is loaded in a remote computer, whereas a local application is loaded in a local computer.
- D. A network application is loaded in a local computer, whereas a local application is loaded in an administrative computer.

Correct Answer: B

Section: (none)

Explanation

Explanation/Reference:

Explanation:

The difference between local and network applications is that a network application is loaded in a local computer and accessed from a remote computer, whereas a local application is loaded in a local computer and accessed only by the local computer. Answer: A, C, and D are incorrect. These are invalid answer options.

QUESTION 29

You are the desktop administrator for BlueSkwer.com. You have five computers in a homegroup for security reasons. You need to share a file quickly with the rest of the homegroup, but you do not want them to be able to make changes to the file. What option should you choose when you right click on the file?

- A. Nobody
- B. Homegroup read
- C. Specific People
- D. Homegroup read/write

Correct Answer: B

Section: (none)

Explanation

Explanation/Reference:

Explanation:

The Homegroup read option makes an item available to your homegroup with read-only permission.

QUESTION 30

You are using the Windows 7 operating system on your computer. You want to capture an object on your computer using the snipping tool. Which of the

following snips will you use to draw a free-form shape around the object? Each correct answer represents a complete solution. Choose all that apply.

- A. Window
- B. Rectangular
- C. Free-form
- D. Full-screen

Correct Answer: C

Section: (none)

Explanation

Explanation/Reference:

Explanation:

Various types of snips are as follows:

Free-form Snip: It is used to draw a free-form shape around an object. Rectangular Snip: It is used to form a rectangle around an object. Window Snip: It is used to capture window, such as a browser window or dialog box. Full-screen Snip: It is used to capture the entire screen.

QUESTION 31

Which of the following steps will you take to install a network printer? Each correct answer represents a part of the solution. Choose all that apply.

- A. Install the printer driver on the computer by clicking Install driver.
- B. In the list of available printers, select the printer you want to use, and then click Next.
- C. Open the Start menu and click Devices.
- D. Click Add a network, wireless or Bluetooth printer.

Correct Answer: ABD

Section: (none)

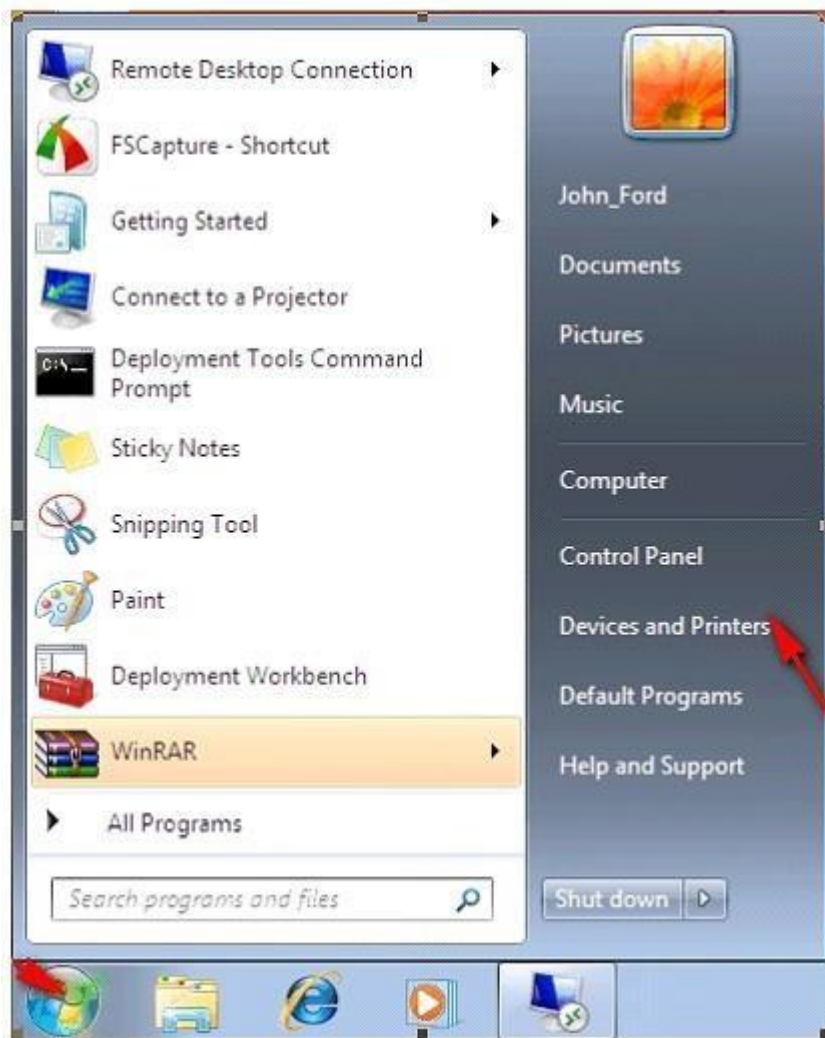
Explanation

Explanation/Reference:

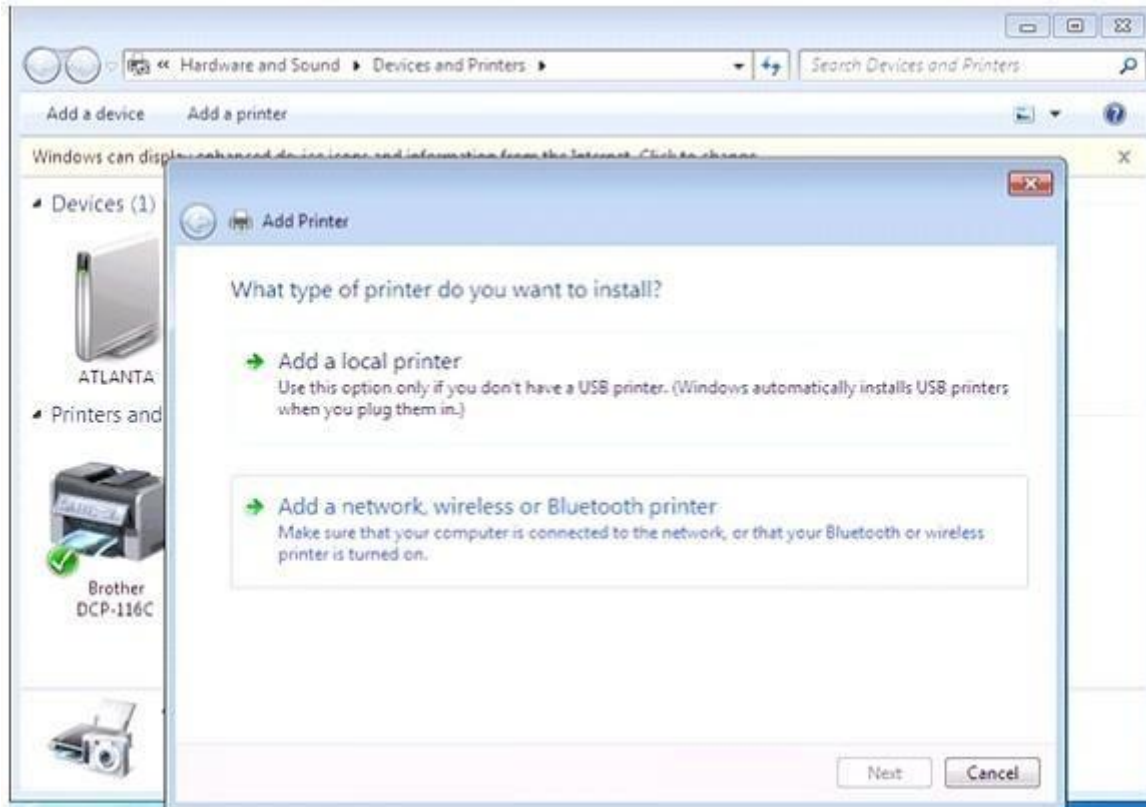
Explanation:

Take the following steps to install a network printer:

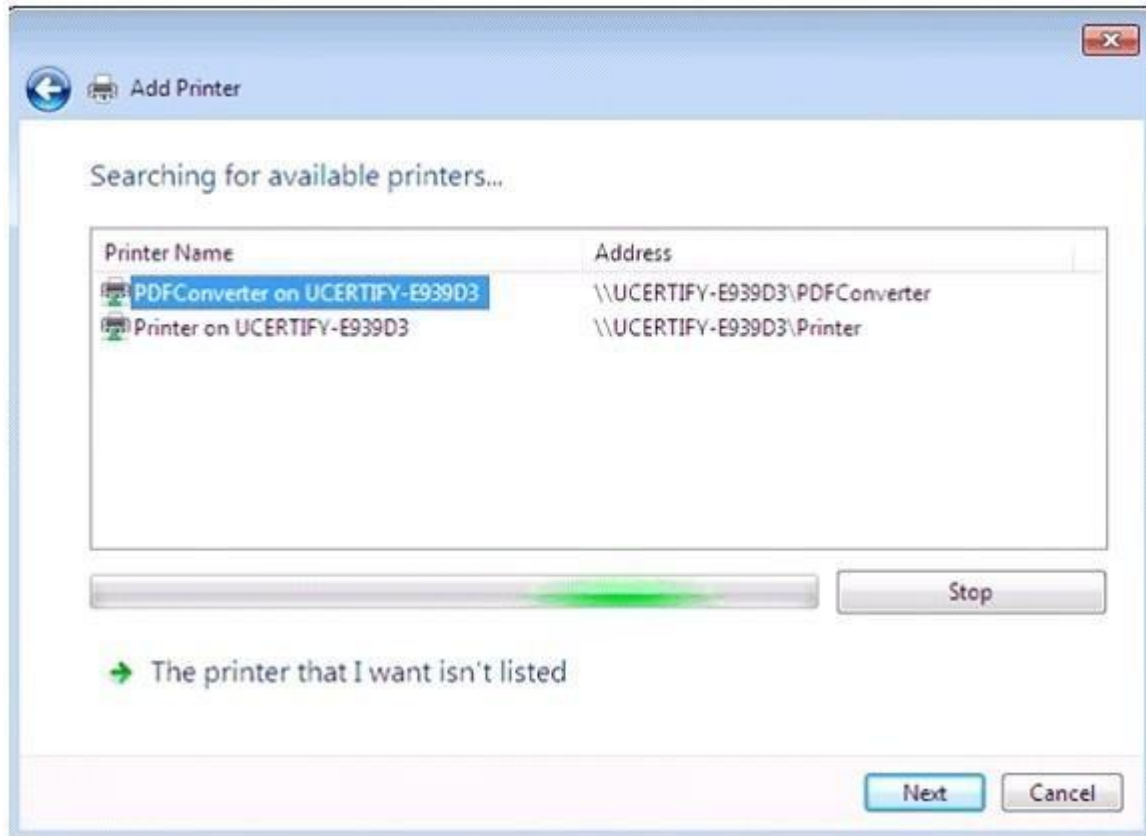
1. Open the Start menu > Devices and Printers.



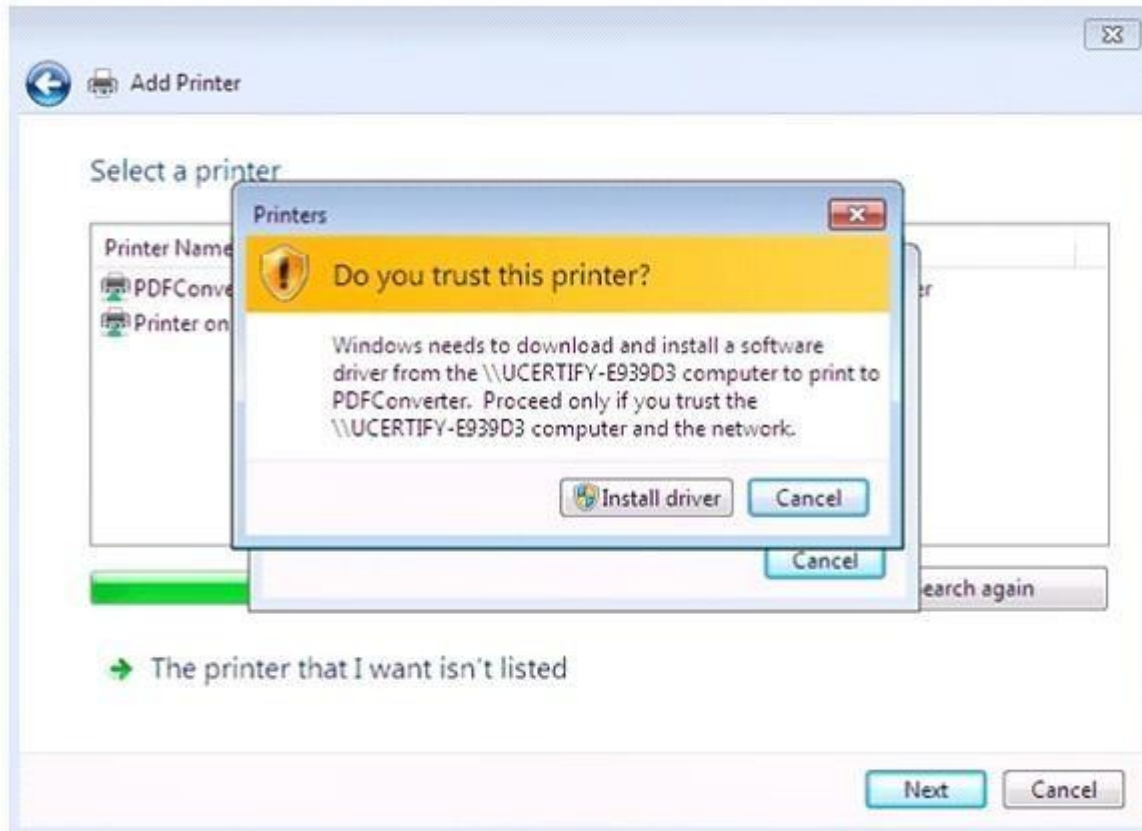
2. Click on the link to Add a Printer.
3. Click Add a network, wireless or Bluetooth printer.



4. In the list of available printers, select the printer you want to use, and then click Next.



5. Install the printer driver on the computer by clicking Install driver.



6. Complete the additional steps, and then click Finish.

QUESTION 32

As the administrator, you are preparing to upgrade the company's computers from Windows Vista to Windows 7. All computers in the organization run Windows Vista Business. Which supported editions of Windows 7 will you be able to upgrade to? Each correct answer represents a complete solution. Choose all that apply.

- A. Professional
- B. Enterprise
- C. Home Premium
- D. Ultimate

Correct Answer: ABD

Section: (none)

Explanation

Explanation/Reference:

Explanation:

When upgrading from Vista Business, you may upgrade to Windows 7 Professional, Enterprise, and Ultimate.

Answer: C is incorrect. Windows 7 Home Premium is not a supported upgrade from Vista Business.

QUESTION 33

Which of the following will you use with an external storage device to increase the speed of your PC?

- A. Sync Center
- B. Sky Drive
- C. ReadyBoost
- D. Device Manager

Correct Answer: C

Section: (none)

Explanation

Explanation/Reference:

Explanation:

With ReadyBoost, a user can use an external storage device to speed up his PC. The removable storage, such as a USB flash drive, supplements the computer's installed RAM, giving the computer a memory boost without installing additional RAM.

QUESTION 34

You work as a Desktop Virtualization Administrator for www.company.com Inc. The company uses Active Domain Services domain for performing various functions. All servers of the company run in Windows Server 2008 R2 environment. All clients run Windows 7 operating system. Your environment domain consists of Microsoft Application Virtualization (App-V), Microsoft Desktop Virtualization (MED-V), and Remote Desktop Services. The three applications (App-V, MED-V, and Remote Desktop Services) require authorization to run when required by the company. You need to deploy the applications for offline purposes. What should you do to accomplish the task?

- A. Utilize Microsoft Application Virtualizations (App-V) for desktops. On a particular client computer, configure the registry parameters AutoLoadTriggers, AutoLoadTarget, and RequiredAuthorizationIfCached. Thereafter, launch any one of the three applications (App-V, MED-V, and Remote Desktop Services) while logged in with computer user credentials and methods.
- B. Utilize Microsoft Desktop Virtualization (MED-V) for the desktops. On a particular client computer, use the SFTMIME command. Thereafter, launch any one of the three applications (App-V, MED-V, and Remote Desktop Services) while logged in with computer user credentials and methods.
- C. Configure MED-V only.
- D. Configure the Remote Desktop Connection.

Correct Answer: A

Section: (none)

Explanation

Explanation/Reference:

Explanation:

To deploy the applications for offline purposes, utilize Microsoft Application Virtualizations (App-V) for the desktops. On a particular client computer, configure the registry parameters AutoLoadTriggers, AutoLoadTarget, and RequiredAuthorizationIfCached. Thereafter, launch any one of the three applications (App-V, MED-V, and Remote Desktop Services) while logged in with computer user credentials and methods.

Answer: C is incorrect. Configuring MED-V is NOT the proper solution to the above case. Microsoft Enterprise Desktop Virtualization (MED-V) is used to remove the barriers to Windows upgrades by solving application incompatibility with Windows Vista or Windows 7. Answer: D is incorrect. Remote Desktop Connection (RDC) is also called Remote Desktop, formerly known as Microsoft Terminal Service Client (MTSC). It is the client application for Remote Desktop Services. It allows a user to remotely log in to a networked computer running the terminal services server. RDC presents the desktop interface of the remote system, as if it were accessed locally. In addition to regular username/password for authorizing for the remote session, RDC also supports using smart cards for authorization. With RDC 6.0, the resolution of a remote session can be set independently of the settings at the remote computer. RDC can also be used to connect to WMC remote sessions. RDC can also be used to connect to computers, which are represented via Windows Home Server RDP Gateway over the Internet. RDC can be used to reboot the remote computer with the CTRL-ALT-END key combination.



Answer: B is incorrect. Utilizing MED-V for desktops and using the SFTMIME command is not the proper solution for the above scenario. SFTMIME is a command-line interface and it is used by Application Virtualization (App-V) that enables the user to manage many client configuration information.

QUESTION 35

Tom works as a Network Administrator for www.company.com Inc. The company has decided to provide laptops running the Windows 7 Enterprise edition to its existing staff. Tom has configured the laptops to take a daily backup to external hard drives. These drives may not be secure. What must Tom do first to secure the external drives?

- A. Verify and convert the drives to FAT 32.
- B. Verify and convert the drives to NTFS.
- C. Attach a secure locked cable from the laptop to the drive.
- D. Make sure that no one can take the external drives out of the company.

Correct Answer: B

Section: (none)

Explanation

Explanation/Reference:

Explanation:

NTFS is a high-performance file system proprietary to Microsoft. NTFS supports file-level security, compression, and auditing. It also supports large volumes and powerful storage solution such as RAID. The latest feature of NTFS is its ability to encrypt files and folders to protect sensitive data.

QUESTION 36

Which of the following are predefined consoles in MMC in Windows 7? Each correct answer represents a complete solution. Choose all that apply.

- A. Sync Center
- B. Computer Management
- C. Device Manager
- D. Event Viewer

Correct Answer: BCD

Section: (none)

Explanation

Explanation/Reference:

Explanation:

The various predefined consoles in MMC are as follows:

1. Computer Management (Compmgmt.msc): The Computer Management console includes the functionality of the Task Scheduler, Event Viewer, Shared Folders, Local Users And Groups, Reliability And Performance Monitor, Device Manager, Disk Management, Services, and WMI Control snap-ins, providing control over a wide range of computer tasks.
2. Device Manager (Devmgmt.msc): The Device Manager console uses the Device Manager snap-in to enable administration of all attached hardware devices and their drivers.
3. Event Viewer (Eventvwr.msc): The Event Viewer console uses the Event Viewer snap-in to display all types of logged information.
4. Performance Monitor (Perfmon.msc): The Performance Monitor console uses the Performance Monitor snap-in to provide a set of monitoring tools far superior to Performance Monitor in earlier Windows versions.
5. Services (Services.msc): The Services console uses the Services snap-in to manage services in Windows.
6. Task Scheduler (Taskschd.msc): The Task Scheduler console uses the Task Scheduler snap-in for managing tasks that run automatically.
7. Windows Firewall With Advanced Security (Wf.msc): The Windows Firewall With Advanced Security console uses the Windows Firewall With Advanced Security snap-in to configure rules and make other firewall settings.

QUESTION 37

Rick works as a Security Administrator for www.company.com Inc. The company has two branch offices. Both the branch offices have laptops running Windows 7 Professional and external mobile drives for data storage and backups. Rick wants to secure removable storage drives. What will Rick do to accomplish the task?

- A. Disable public folder access on the laptops.

- B. Enable public folder access on the laptops.
- C. Secure the drives with the Encrypting File System (EFS).
- D. Secure the drives with BitLocker To Go.

Correct Answer: D

Section: (none)

Explanation

Explanation/Reference:

Explanation:

Bitlocker To Go secures the entire drive. EFS is primarily used for securing file systems. Answer: C, A, and B are incorrect. These will not secure the removable storage drives.

QUESTION 38

You are testing a Windows Vista to Windows 7 upgrade. You have created an identical copy of the current environment and AD domain. You log into the test computer with an account that only has domain permissions. You insert the Windows 7 installation media into the test server and start the installation process. However, the installation process quits and informs you that you do not have the proper permissions to perform the installation. What levels of permissions are required to upgrade the test computer?

- A. Domain Admin
- B. Power user
- C. Print Operator
- D. Backup

Correct Answer: A

Section: (none)

Explanation

Explanation/Reference:

Explanation:

In a domain-based network, to upgrade the computer to Windows 7, a user account with Domain Admin permissions will be required.

Answer: B is incorrect. Power user is a local account. It will not allow you to upgrade the operating system.

Answer: D and C are incorrect. These domain permissions will not meet the minimum requirements for performing an operating system upgrade.

QUESTION 39

In Windows 7, what is the difference between a library and a folder?

- A. A folder is a container for storing libraries; a library provides a single view of multiple folders and their contents.
- B. A Library is a container for storing files; a folder provides a single view of multiple folders and their contents.
- C. There is no difference between a library and a folder.

D. A folder is a container for storing files; a library provides a single view of multiple folders and their contents.

Correct Answer: D

Section: (none)

Explanation

Explanation/Reference:

Explanation:

A folder is simply a container for storing files nothing more and nothing less. Rather, a Library provides a single aggregated view of multiple folders and their contents.

QUESTION 40

You work as a Network Administrator for www.company.com Inc. You have implemented the registry-based group policy on your network. Which of the following policies provides easy access points for users to re-scope searches to the default Internet search engine from the Start Menu?

- A. Add Search Internet link to the Start menu
- B. Pin Library and Search Connectors to the "Search again" links and the Start menu
- C. Pin Internet search sites to the "Search again" links and the Start menu
- D. Disable Known Folders

Correct Answer: A

Section: (none)

Explanation

Explanation/Reference:

Explanation:

The Add Search Internet link to the Start menu policy provides easy access points for users to re-scope searches to the default Internet search engine from the Start Menu. Answer: D is incorrect. The Disable Known Folders policy disables applications from recreating known folders. Answer: C is incorrect. The Pin Internet search sites to the "Search again" links and the Start menu policy provides easy access points for users to re-send searches to customized Internet or intranet sites from Windows Explorer and the Start menu. Answer: B is incorrect. The Pin Library and Search Connectors to the "Search again" links and the Start menu policy provides easy access points for users to re-scope searches to customized Library or Search Connector locations from Windows Explorer and the Start menu.

QUESTION 41

Which of the following are the advantages of the group policy? Each correct answer represents a complete solution. Choose all that apply.

- A. It is very secure because only the administrator is authorized to make changes.
- B. It provides streamlined deployment because installation is fully automated without interaction.
- C. Its domain, site, and organizational unit settings reflect all associated users and computers.
- D. It is possible to change the policy settings by removing the old one and rewriting the changes.

Correct Answer: ACD

Section: (none)

Explanation

Explanation/Reference:

Explanation:

The advantages of using the group policy are as follows:

1. Its domain, site, and organizational unit settings reflect all associated users and computers.
2. It is very secure because only the administrator is authorized to make changes.
3. It is possible to change the policy settings by removing the old one and rewriting the changes.

QUESTION 42

You have the Windows 7 operating system running on your computer. You want to minimize many open windows at once to check something on your desktop. Which of the following shortcuts will you use to accomplish the task?

- A. Windows logo key+D
- B. Windows logo key+H
- C. Windows logo key+A
- D. Windows logo key+C

Correct Answer: A

Section: (none)

Explanation

Explanation/Reference:

Explanation:

You will use Windows logo key+D to minimize many open windows at once to check something on your desktop.

Answer: D, B, and C are incorrect. These shortcuts are not used to minimize many open windows at once to check something on your desktop.

QUESTION 43

Which of the following components can be installed independently without the MED-V management console by clearing the Install the MED-V management application checkbox during installation?

- A. MED-V image repository server
- B. MED-V management console
- C. MED-V management server
- D. MED-V client

Correct Answer: D

Section: (none)

Explanation

Explanation/Reference:

Explanation:

The MED-V client component can be installed independently without the MED-V management console by clearing the Install the MED-V management application checkbox during installation. Answer: B is incorrect. The MED-V management console permits the user to manage the MED-V Client Policy, Image Distribution, and Reporting.

Answer: A is incorrect. The MED-V image repository server is an IIS server that stores the VMs, and enables the VM versioning as well as the VM retrieval and distribution using the Trim Transfer technology.

Answer: C is incorrect. The MED-V management server is used to provide centralized management of VMs stored in the MED-V image repository and deployed VMs.

QUESTION 44

You work as a Network Administrator for www.company.com Inc. You need to display information about events, such as programs starting or stopping, or security errors, that are recorded in event logs. Which of the following actions will you perform to accomplish the task?

- A. Memory Diagnostics tools
- B. Computer Management
- C. Event Viewer
- D. Local Security Policy

Correct Answer: C

Section: (none)

Explanation

Explanation/Reference:

Explanation:

Event Viewer, a component of Windows operating systems, lets administrators and users examine the event logs on a local or remote computer. In an operating system, components can make use of this centralized log service to report events that have taken place, such as a failure to start a component or complete an action. The system defines three log sources: System, Application, and Security.

Answer: D is incorrect. A security policy is a group of security settings that affect the security of a computer. You can use a local security policy to edit account policies and local policies. With the local security policy, you can control:

1. Users who access your computer.
 2. What resources users are authorized to use on your computer.
 3. Whether or not a user's or group's actions are recorded in the event log.
- Answer: A is incorrect. Memory Diagnostic tools test the Random Access Memory (RAM) on the user's computer for errors. The diagnostic includes an inclusive set of memory tests. If problems occur while running a system, you can use the diagnostic tools to determine whether the problems are caused by failing hardware, such as RAM or the memory system of the motherboard. Windows Memory Diagnostic tools are designed to be easy and fast. Answer: B is incorrect. Computer Management administers local or remote computers by using a single, consolidated desktop tool. Using Computer Management, you can perform many tasks, such as monitoring system events, configuring hard disks, and managing system performance. Computer Management, or Microsoft Management Console (MMC), is a component that provides system administrators and advanced users an interface for configuring and monitoring the system. Snap-ins and the management console can host Component Object Model components called snap-ins. Administration tools are implemented as MMC snap-ins.

QUESTION 45

You are the administrator for tvloft.com. As part of a technology refresh, you are planning an upgrade of all company computers from Windows XP to Windows 7. Before deploying this company wide, you test this upgrade in the lab. However, when you put the Windows 7 setup media into the test computer, you do not have the option to upgrade. All computers meet the minimum requirements. Why is this option not available?

- A. System components do not meet minimum standard.
- B. Windows XP to Windows 7 is not supported.
- C. You need to reboot the computer and choose boot from CD.
- D. DVD ROM is bad.

Correct Answer: B

Section: (none)

Explanation

Explanation/Reference:

Explanation:

The option to upgrade is not available in Windows 7 Setup when installing Windows 7 to a computer that is running Windows XP.

Answer: A is incorrect. All computers were said to meet the minimum requirements. Answer: C is incorrect. Booting from CD will not change the upgrade options. Answer: D is incorrect. You have no reason to believe that the DVD ROM is bad. It was able to start up the Windows Setup.

QUESTION 46

You work as a Network Administrator for www.company.com Inc. You have implemented the registry-based group policy on your network. The TIFF language family differs from the System default language. You want to set the language code page for indexing TIFF document content. Which of the following policies will you implement to accomplish the task?

- A. Remove See More Results/ Search Everywhere link
- B. Turn off the display of snippets in Content view
- C. Set OCR languages from a code page
- D. Remove the Search the Internet "Search again" button

Correct Answer: C

Section: (none)

Explanation

Explanation/Reference:

Explanation:

The Set OCR languages from a code page policy sets the language code page for indexing TIFF document content if the TIFF language family differs from the System default language. Answer: A is incorrect. The Remove See More Results/ Search Everywhere link policy hides the See More Results/ Search Everywhere link on the Start Menu.

Answer: D is incorrect. The Remove the Search the Internet "Search again" button policy blocks access to Internet search from Windows Explorer.

Answer: B is incorrect. The Turn off the display of snippets in Content view policy disables showing snippets of file contents by default when a search is

returned.

QUESTION 47

You work as a Server Administrator for www.company.com Inc. The company has a Windows-based network environment. All client computers on the network run Windows 7 Ultimate and all servers run Windows Server 2008 R2. You want to remove some applications and registry entries of the server. For this, you edit the registry and restart the system. You find that the system stops responding even before the logon screen appears. You want to restore the system to its previous configuration. What will you do?

- A. Restart the system using the Enable Boot Logging option.
- B. Restart the system using the Directory Services Restore Mode option.
- C. Restart the system using the Repair Your Computer option.
- D. Restart the system using the Last Known Good Configuration option.

Correct Answer: D

Section: (none)

Explanation

Explanation/Reference:

Explanation:

In order to restore the system to its previous configuration, you should restart the system using the Last Known Good Configuration option.

The Last Known Good Configuration option is used to start Windows with the last registry and driver configuration that worked successfully.

Answer: A is incorrect. The Enable Boot Logging option is used to create the nbtlog.txt file to list all the drivers that are installed during startup.

Answer: B is incorrect. The Directory Services Restore Mode option is used to start Windows domain controller running Active Directory so that the directory service can be restored. Answer: C is incorrect. The Repair Your Computer option is used to display a list of system recovery tools that can be used to repair startup problems, run diagnostics, and restore the system.

QUESTION 48

You work as a Database Administrator for Softech Inc. You want to create network connections, such as Local Area Networks (LANs) and Internet connections. Which of the following applets will you use to accomplish this task?

- A. Network Connections
- B. Internet Options
- C. Accessibility Options
- D. Folder Options

Correct Answer: A

Section: (none)

Explanation

Explanation/Reference:

Explanation:

The Network Connections option displays and permits a user to edit or create network connections, such as Local Area Networks (LANs) and Internet connections. It also provides troubleshooting functions in case the computer has to be reconnected to the network. Answer: B is incorrect. This cannot be used to accomplish the task. Following are the attributes of Internet Options:

1. General: This specifies the homepage and color schemes and permits the user to delete Internet usage history.
2. Security & Privacy: These specify whether the computer should permit websites to start certain processes and download cookies. This panel also gives access to the inbuilt pop-up blocker and the phishing controls.
3. Content: It permits the parental controls and auto-complete to be configured and also specifies how to deal with certificates.
4. Connections, Programs, and Advanced: These give access to other aspects of Internet settings such as the default modem connection and email client, proxy settings, and other advanced configurations.

Answer: C is incorrect. Accessibility Options permit users to organize the accessibility of their computer. This option comprises a variety of settings mainly aimed at users with disabilities or hardware problems.

Answer: D is incorrect. This option allows for configuration of how folders and files are presented in Windows Explorer. It is basically used to configure folders in the computer system.

QUESTION 49

Rick works as a Desktop Administrator for www.company.com Inc. The company wants to network all computers so that the computers can share files and printers. All the computers are running Windows 7 Professional. There are some files that are not confidential and can be modified by anyone. He can set up sharing with only one printer at each cabin. How can Rick permit network files to be modified by all users of the organization?

- A. Enable public folder access on the computers.
- B. Save the files to a USB thumb drive and insist that the users copy the files to the drive.
- C. Disable public folder access on the computers.
- D. Create email accounts for the users so that they can modify files and send them to one another.

Correct Answer: A

Section: (none)

Explanation

Explanation/Reference:

Explanation:

Public folders allow all the users to have complete access to the contents. The network profile must be modified to allow this feature.

Answer: B, D, and C are incorrect. These are not correct ways to permit network files to be modified by all users of the organization.

QUESTION 50

Which interface is mainly used for high-speed communications and isochronous real-time data transfer?

- A. eSATA
- B. USB
- C. IEEE 1394
- D. iSCSI

Correct Answer: C

Section: (none)

Explanation

Explanation/Reference:

Explanation:

The IEEE 1394 interface is a serial bus interface. This interface is mainly used for high-speed communications and isochronous real-time data transfer. It is frequently used by personal computers and in digital audio, digital video, automotive, and aeronautics applications. The interface is also known by the brand names of FireWire (Apple), i.LINK (Sony), and Lynx (Texas Instruments). IEEE 1394 has replaced parallel SCSI because of lower implementation costs and a simplified, more adaptable cabling system.

Answer: A is incorrect. External Serial Advanced Technology Attachment (eSATA) is an external Interface and provides hot swappable hard disk drive solution. It is an external interface for Serial Advanced Technology Attachment (SATA) technology. It is designed to support hot-plugging. Hence, it allows users to connect a hard disk drive while the computer is running. eSATA has data transfer rates three times more than USB 2.0 and FireWire 400. Unlike USB and FireWire interfaces, eSATA requires its own power connector. eSATA supports a maximum data cable length of two meters.

Answer: B is incorrect. A USB (universal serial bus) connection is an external interface that is used to plug devices, such as mice, keyboards, scanners, printers, webcams, digital cameras, mobile phones, and external hard disks into a computer. A user can recognize a USB connection by the symbol usually displayed on the connector.



Answer: D is incorrect. Microsoft Internet iSCSI Initiator enables a user to connect a host computer that is running Windows 7 or Windows Server 2008 R2 to an external iSCSI-based storage array through an Ethernet network adapter. The user can use Microsoft iSCSI Initiator in his existing network infrastructure to enable block-based storage area networks (SANs). SANs provide iSCSI target functionality without investing in additional hardware. SANs also enable the use of iSCSI storage devices in home and small offices.

QUESTION 51

Which of the following are Windows 7 recovery techniques? Each correct answer represents a complete solution. Choose all that apply.

- A. Last Known Good system
- B. Event Viewer
- C. Safe Mode
- D. Last Known Good Configuration

Correct Answer: BCD

Section: (none)

Explanation

Explanation/Reference:

Explanation:

Windows 7 recovery techniques are as follows:

1. Event Viewer: It displays System, Security, and Application logs.
2. Safe Mode: It is the starting point for system recovery. Safe Mode loads the absolute minimum of services and drivers that are required to boot Windows 7.
3. Last Known Good Configuration: It can help if a user made changes to his computer and is now having problems. Last Known Good Configuration is an Advanced Boot Options menu item that a user selects during startup. It loads the configuration that was used the last time the computer booted successfully. This option will not be helpful for hardware errors.
4. Startup Repair tool: It is used to replace corrupted system files when the computer will not boot to Safe Mode. This option will not be helpful for hardware errors.
5. Backup and Restore Center: It should be used to safeguard the computer. It can also be used to restore personal files from backup media and to restore a complete image of the computer.
6. Driver Rollback: It can be used to return the installed driver to its previous version. Device Manager is used to access the Driver Rollback utility.
7. System Restore: It is used to create known checkpoints of the system's configuration.

QUESTION 52

You work as a Network Administrator for www.company.com Inc. You have suspected a bad driver or perhaps malware. Which of the following actions will you take to diagnose the problem?

- A. Press F8 to enter the Advanced Boot Options menu and boot in to safe mode.
- B. Use previous versions.
- C. Restore a system image to the drive.
- D. Create restore points.

Correct Answer: A

Section: (none)

Explanation

Explanation/Reference:

Explanation:

Safe mode loads basic files and drivers. If you suspect malware, you should not connect it to the network with the other computers.

Answer: D is incorrect. If a user makes a change to his system that makes the PC unstable, such as installing a bad driver, he can use this feature to return to a previous state in time, or restore point. Rebooting does not change the data, but the rest of the system configuration returns to the day and time the restore point was first made.

Answer: B is incorrect. If a user wants to recover an older version of a document, perhaps because he made an editing error and then saved it, he can use this feature to access previous versions of the file.

Answer: C is incorrect. System Image Backup is a feature of Windows 7. It is used to create a system image or snapshot. This image is a huge backup file, which contains the entire contents of a PC. If a user needs to recover his entire PC, he can simply restore the system image.

QUESTION 53

Which of the following is the default account that is created during the installation of Windows 7?

- A. Administrator account
- B. Standard account
- C. Proxy server Account
- D. Domain user account

Correct Answer: A

Section: (none)

Explanation

Explanation/Reference:

Explanation:

The standard user has access to the standard account. The standard account helps a user protect a computer and prevents other users from making changes that affect the computer, such as deleting files that are required for the computer to work. The administrative user will have complete access to the computer and can make the desired changes. The administrator account is the default account that is created during the installation of Windows 7.

Answer: D is incorrect. A domain user account enables the service to take full advantage of the service security features of Windows and Microsoft Active Directory Domain Services. Answer: C is incorrect. The proxy server account enables a user to connect to the Internet in an efficient and disciplined manner.

QUESTION 54

Tom works as the Desktop Administrator for www.company.com Inc. Some employees work at home and all computers are configured with Windows 7 Professional that will be networked together. The computers need to have access to their files when they are not connected to the company network. In the past, the computers have had problems maintaining the most recent version of documents because they used the process of copying from the network, making changes, and then later trying to remember to copy the modified files back to the network. They need a more reliable way to maintain the latest versions. They also would like to organize network files more easily into a single repository of different types of files rather than continuing to map to different drives. Which of the following options will Tom choose to overcome the problem?

- A. Documents have to be checked out and limit modifications.
- B. Ask employees to email documents to their inboxes so that the documents are available outside the network.
- C. Create folders labeled for each file type.
- D. Configure each computer to use Offline Folders and mark its network shares to Always Be Available Offline.

Correct Answer: D

Section: (none)

Explanation

Explanation/Reference:

Explanation:

Configure each computer to use Offline Folders and mark its network shares to Always Be Available Offline. Offline Folders can be configured through

Sync Center. Answer: A, B, and C are incorrect. These will not resolve the issue.

QUESTION 55

Which of the following devices is used to explain the characteristic of a computer bus, or device specification, which facilitates the discovery of a hardware component in a system, with no need of physical device configuration?

- A. Network Printer
- B. Plug and Play
- C. Local Printer
- D. Plug and display

Correct Answer: B

Section: (none)

Explanation

Explanation/Reference:

Explanation:

Plug and Play is a term used to explain the characteristic of a computer bus, or device specification, which facilitates the discovery of a hardware component in a system, with no need of physical device configuration or user involvement in resolving resource conflicts. Plug and play refers to both the boot-time assignment of device resources, and to hot plug systems, such as USB and Firewire.

QUESTION 56

Which of the following will you need to run Windows 7 installations automatically with preconfigured settings?

- A. A secure locked cable
- B. A bootable USB device that contains all drivers and necessary software to complete the installation
- C. An answer file to embed on the installation media or WDS distribution folder
- D. The latest Windows Defender application

Correct Answer: C

Section: (none)

Explanation

Explanation/Reference:

Explanation:

You will need an answer file to embed on the installation media or WDS distribution folder to run Windows 7 installations automatically with preconfigured settings. Windows Deployment Services is the updated and redesigned version of Remote Installation Services (RIS). A user can use it to install Windows to computers over a network instead of installing each operating system directly from a CD or DVD. A user should have a working knowledge of common desktop deployment technologies and networking components, including Dynamic Host Configuration Protocol (DHCP), Domain Name System (DNS), and Active Directory Domain Services to use Windows Deployment Services.

QUESTION 57

You work as a Database Administrator for www.company.com Inc. You have to configure the security settings of a new computer system in your organization. Which of the following options will you use to accomplish the task?

- A. Smart cards
- B. Active Directory
- C. Software restriction policies
- D. Local Security Policy

Correct Answer: D

Section: (none)

Explanation

Explanation/Reference:

Explanation:

When a computer is joined to a domain, it is subjected to obtain a security policy from the domain's policy or from the policy of any organizational unit. If the computer system is obtaining the policy from more than one source, then any conflicts are resolved in this order of precedence, from highest to lowest:

1. Organizational unit policy
2. Domain policy
3. Site policy
4. Local computer policy

Answer: C is incorrect. Software restriction policies are used to identify software and to control its ability to run on the local computer, organizational unit, domain, or site. Software restriction policies are implemented to prevent an e-mail virus from running on your computer. Answer: B is incorrect. Active Directory is a directory service that stores information about objects on a network and makes this information available to users and network administrators. Answer: A is incorrect. Smart cards are used to securely store certificates, public and private keys, passwords, and other types of personal information.

QUESTION 58

You are configuring User Account Control on your computer that runs Windows 7 Ultimate. Which of the following are the new UAC settings introduced in Windows 7? Each correct answer represents a part of the solution. Choose two.

- A. Notify me only when programs try to make changes to my computer (Do not dim my desktop)
- B. Notify me only when programs try to make changes to my computer
- C. Always notify
- D. Never notify

Correct Answer: AB

Section: (none)

Explanation

Explanation/Reference:

Explanation:

Windows 7 UAC has improved configuration settings. It has provided the following two new options to configure:

Notify me only when programs try to make changes to my computer. This is the default setting and is one of the new levels. Unlike Always Notify, the Windows 7 default prompts the user only when a non-Windows executable asks for elevation.

Notify me only when programs try to make changes to my computer (Do not dim my desktop). This also works same as the one above.

The only difference between them is that it prompts on the user's desktop rather than on the secure desktop. It means that users can interact with the desktop while a prompt is active.

QUESTION 59

Which of the following options are used to control the behavior of sounds in the Control Panel?

- A. Administrative Tools
- B. Automatic Updates
- C. Add New Hardware
- D. Accessibility Options

Correct Answer: D

Section: (none)

Explanation

Explanation/Reference:

Explanation:

Accessibility Options comprise a variety of settings, which are as follows:

1. The behavior of the keyboard can be modified. This is aimed at people who have difficulty in pressing key-combinations, or pressing a key just once. (StickyKeys, FilterKeys, and ToggleKeys)
2. The behavior of sounds can be modified. (SoundSentry and ShowSounds)
3. High contrast mode can be activated.
4. The keyboard cursor can be customized.

5. The mouse pointer can be controlled using the keyboard. (MouseKeys) Answer: C is incorrect. The Add New Hardware option permits users to add new hardware devices to a computer. This can be done by selecting from a list of devices or by specifying the location of the driver installation files.

Answer: A is incorrect. The Administrative Tools option contains tools for system administration, including security, performance, and service configuration. Answer: B is incorrect. The Automatic Updates option is used to specify how the Automatic Updates client should download updates from a website. This also permits a user to specify whether to ask permissions before downloading and/or installing updates or to simply switch off Automatic Updates.

QUESTION 60

Which of the following are the benefits of the new and changed features in Windows PowerShell? Each correct answer represents a complete solution. Choose all that apply.

- A. Windows PowerShell ISE

- B. Remote Management
- C. Modules
- D. Screen Orientation

Correct Answer: ABC

Section: (none)

Explanation

Explanation/Reference:

Explanation:

The benefits of the new and changed features in Windows PowerShell are as follows:

Remote Management: Windows PowerShell remote management lets users connect to and run Windows PowerShell commands on all of their computers. Windows PowerShell ISE. Windows PowerShell ISE makes it easier and more efficient to use Windows PowerShell. It contains multiple execution environments, the built-in debugger, and the extensibility of the Windows PowerShell ISE object model. Modules: Windows PowerShell modules make it easier for cmdlet and provider authors to organize and distribute tools and solutions.

Transactions: Windows PowerShell transactions let a user use Windows PowerShell to make changes that might have to be rolled back or committed as a unit, such as database updates and changes to the registry.

QUESTION 61

Mark works as a Desktop Technician for Bluewell Inc. He has configured Windows Defender to perform a full scan on his computer. He finds that Windows Defender has accidentally removed one of the trusted applications. Which of the following Windows Defender tools should he use to restore this application?

- A. Windows Defender Website
- B. Allowed Items
- C. Software Explorer
- D. Quarantined Items

Correct Answer: D

Section: (none)

Explanation

Explanation/Reference:

Explanation:

Mark should restore the application from the Quarantined Items tool. The Quarantined Items contains the list of all the applications that have been removed by the Windows Defender. These applications lie here until you manually remove them from here. Answer: B is incorrect. Allowed Items contains the list of all the applications, which are identified and marked as trusted, i.e., the Windows Defender cannot prevent them from running on the computer. Answer: A is incorrect. Windows Defender website provides information about Windows Defender, spyware, and other security issues.

Answer: C is incorrect. Software Explorer lists all the existing software with their classification levels. There are five predefined spyware alert levels for the software. These are as follows:

Severe

High

Medium
Low
Not yet classified

QUESTION 62

You work as a Database Administrator for Softech Inc. You have to configure the hard disks of newly purchased computer systems in your organization. Which of the following options will you use to accomplish the task?

- A. Reliability and Performance Monitor
- B. Print Management
- C. Event Viewer
- D. Computer Management

Correct Answer: D

Section: (none)

Explanation

Explanation/Reference:

Explanation:

Computer Management manages local or remote computers by using a single, consolidated desktop tool. Computer Management performs many tasks, such as monitoring system events, configuring hard disks, and managing system performance. Answer: C is incorrect. Event Viewer views information about significant events, such as programs starting or stopping, or security errors, that are recorded in event logs. Answer: B is incorrect. Print Management manages printers and print servers on a network and performs other administrative tasks.

Answer: A is incorrect. Reliability and Performance Monitor views advanced system information about the central processing unit (CPU), memory, hard disk, and network performance.

QUESTION 63

Which of the following are the advantages of the Print to file option? Each correct answer represents a complete solution. Choose all that apply.

- A. A document can be sent to a commercial printer.
- B. A document can be printed later.
- C. A document can be sent to any printer.
- D. A document can be sent to someone who has the same printer.

Correct Answer: ABD

Section: (none)

Explanation

Explanation/Reference:

Explanation:

The advantages of the Print to file option are as follows:

1. If a user does not have a printer handy, he can archive a document and print it later.
2. The user can send a document or photo to a commercial printer.
3. The user can send a document to someone who has the same printer but does not have the program to create the document.

QUESTION 64

Which of the following are tiles that appear in Windows Mobility Center? Each correct answer represents a complete solution. Choose all that apply.

- A. Battery Status
- B. Volume
- C. Optimization
- D. Display brightness

Correct Answer: ABD

Section: (none)

Explanation

Explanation/Reference:

Explanation:

Following are the various tiles that appear in Windows Mobility Center:

1. Display brightness: A user should click the icon for opening the Power Options control panel, where he may make brightness changes that are always in effect.
2. Volume: It changes the speakers' volume or mute them entirely. Click the icon to open the Sound control panel.
3. Battery Status: It works as the battery's fuel gauge. The drop-down menu allows a user to choose a canned setting like "High performance" or "Power saver".
4. Wireless Network: It turns the Wi-Fi circuitry on or off and shows how many bars of signal a user has.
5. Screen Orientation: It allows a user to turn the screen image 90 degrees. Click the icon to open the Display Settings control panel for additional screen settings.
6. External Display: It also reveals whether or not Windows "sees" the second screen. Click the icon to open the Display control panel, where the resolution and other settings of the second monitor can be configured.
7. Sync Center: It is the communications hub for offline files. This tile shows the status of a sync that is already under way. Click the icon (or "Sync settings") to open the Sync Center program.
8. Presentation Settings: It is available only in the Professional, Enterprise, and Ultimate editions of Windows 7. It makes sure that the laptop will not do anything embarrassing while the user is in the middle of his presentation.

QUESTION 65

David works as a Server Administrator for www.company.com Inc. The company uses the Windows 7 operating system. David wants to increase the security of a message or file to ensure that it is fully protected. Which of the following will David use to accomplish the task?

- A. FAT
- B. NTFS
- C. Encryption

D. FAT64

Correct Answer: C

Section: (none)

Explanation

Explanation/Reference:

Explanation:

Encryption is a method to increase the security of a message or file by scrambling the contents so that the file or message can be read only by someone who has the right encryption key to unscramble it. A user can use encryption when he wants a strong level of protection for his information.

Answer: B is incorrect. NTFS is a file system that is used in Windows 7. It is capable of recovering from some disk-related errors automatically. It has improved support for larger hard disks. In NTFS, a user can use permissions and encryption to restrict access to specific files to approved users.

Answer: A is incorrect. FAT is a file system supported by Windows NT. The FAT file system is characterized by the file allocation table (FAT). This is a table that resides at the very "top" of the volume. To protect the volume, two copies of FAT are kept in case one becomes damaged. In addition, the FAT tables and the root directory must be stored in a fixed location so that the system's boot files can be correctly located.

Answer: D is incorrect. Extended File Allocation Table (exFAT), also known as FAT64, is a proprietary file system of Microsoft. The exFAT file system is suited especially for flash drives to be used in embedded devices for Microsoft's newer operating systems, such as Windows Vista Service Pack 1, Windows 7, Windows Server 2008, etc. The exFAT file system not only handles large files but also enables seamless interoperability between desktop PCs and devices, such as portable media devices, so that files can easily be copied between desktop and device. It is better adapted to the growing needs of mobile personal storage. According to Microsoft, the exFAT file system has the following advantages:

Enables the file system to handle growing capacities in media, increasing capacity to 32 GB and larger.

Handles more than 1000 files in a single directory.

Speeds up storage allocation processes.

Removes the previous file size limit of 4 GB.

Supports interoperability with future desktop OSs.

Provides an extensible format, including OEM-definable parameters to customize the file system for specific device characteristics.

The exFAT file system can be used where the NTFS file system is not a feasible solution (due to data structure overhead), or where the file size or directory restrictions of previous versions of the FAT file system are unacceptable.

QUESTION 66

You work as a network administrator for www.company.com Inc. The computers on the network run Windows 7. The organization has managed networks in distributed locations that are running Windows Server. The organization has 200-500 client computers and at least one location with more than 25 users. Which strategy will you deploy for your organization?

- A. High-Touch with Standard Image
- B. Lite-Touch, High-Volume Deployment
- C. High-Touch with Retail Media
- D. Zero-Touch, High-Volume Deployment

Correct Answer: B

Section: (none)

Explanation

Explanation/Reference:

Explanation:

The Lite-Touch, High-Volume Deployment strategy is used in medium-sized organizations. The organization that uses this strategy has information technology (IT) staff to help with technology adoption. Organizations that use this strategy have 200-500 client computers and at least one location with more than 25 users. They usually have managed networks in distributed locations that are running Windows Server.

QUESTION 67

Which of the following can be done for the devices that are not working after the device drivers are updated?

- A. Use Device Manager and choose Roll Back Driver to return to the previous version.
- B. Keep old computers so that they can use old devices.
- C. Use the device drive and choose Roll Back Driver to return to the previous version.
- D. Do not use the device.

Correct Answer: A

Section: (none)

Explanation

Explanation/Reference:

Explanation:

As the devices worked prior to the driver update, use Device Manager and choose Roll Back Driver to return to the previous version. Sometimes, updating drivers can cause problems.

QUESTION 68

You are an IT consultant for the startup company BlueSkwer.com which has only three computers. The company wants you to configure the computers so that they can share a few Word and Excel documents. You determine that creating a homegroup would fit their needs. When you go to the Control Panel and then Network and Internet, you see a notice that says:

This computer can't connect to homegroup.

What must you change so that this computer can connect to a homegroup?

- A. The computer's network location must be set to Public.
- B. Reboot the computer.
- C. The computer's network location must be set to Home.
- D. The computer's network location must be set to Work.

Correct Answer: C

Section: (none)

Explanation

Explanation/Reference:

Explanation:

To create or join a homegroup, your computer's network location must be set to Home.

QUESTION 69

Which of the following are the types of updates in Windows 7? Each correct answer represents a complete solution. Choose all that apply.

- A. Important
- B. Recommended
- C. Optional
- D. Common

Correct Answer: ABC

Section: (none)

Explanation

Explanation/Reference:

Explanation:

The various types of updates in Windows 7 are as follows:

1. Important updates: Important updates provide improved security, privacy, and reliability. They should be installed as they become available, and can be installed automatically with Windows Update.
2. Recommended updates: Recommended updates address non-critical problems or help enhance the computing experience. While these updates do not address fundamental issues with the computer or Windows software, they can offer meaningful improvements. These can be installed automatically.
3. Optional updates: Optional updates can include updates, drivers, or new software from Microsoft to enhance the computing experience. A user can only install these manually.

QUESTION 70

You are the administrator for tvloft.com. As part of a technology refresh, you are planning an upgrade of all company computers from Windows XP to Windows 7. Before deploying this company wide, you test this upgrade in the lab. However, when you put the Windows 7 setup media into the test computer, you do not have the option to upgrade. All computers meet the minimum requirements. Why is this option not available?

- A. System components do not meet minimum standard.
- B. Windows XP to Windows 7 is not supported.
- C. You need to reboot the computer and choose boot from CD.
- D. DVD ROM is bad.

Correct Answer: B

Section: (none)

Explanation

Explanation/Reference:

Explanation:

The option to upgrade is not available in Windows 7 Setup when installing Windows 7 to a computer that is running Windows XP.

Answer: A is incorrect. All computers were said to meet the minimum requirements. Answer: C is incorrect. Booting from CD will not change the upgrade options. Answer: D is incorrect. You have no reason to believe that the DVD ROM is bad. It was able to start up the Windows Setup.

QUESTION 71

You work as a Network Administrator for www.company.com Inc. You have implemented the registry-based group policy on your network. The TIFF language family differs from the System default language. You want to set the language code page for indexing TIFF document content. Which of the following policies will you implement to accomplish the task?

- A. Remove See More Results/ Search Everywhere link
- B. Turn off the display of snippets in Content view
- C. Set OCR languages from a code page
- D. Remove the Search the Internet "Search again" button

Correct Answer: C

Section: (none)

Explanation

Explanation/Reference:

Explanation:

The Set OCR languages from a code page policy sets the language code page for indexing TIFF document content if the TIFF language family differs from the System default language. Answer: A is incorrect. The Remove See More Results/ Search Everywhere link policy hides the See More Results/ Search Everywhere link on the Start Menu.

Answer: D is incorrect. The Remove the Search the Internet "Search again" button policy blocks access to Internet search from Windows Explorer.

Answer: B is incorrect. The Turn off the display of snippets in Content view policy disables showing snippets of file contents by default when a search is returned.

QUESTION 72

Fill in the blank with the appropriate term.

_____ is a special-purpose control panel (Mblctr.exe) that runs only on portable PCs running Windows 7 Home Premium or higher editions.

Correct Answer: Windows Mobility Center

Section: (none)

Explanation

Explanation/Reference:

Answer: Windows Mobility Center

Explanation:

Windows Mobility Center is a useful, centralized hub for managing a battery, wireless networking, external projector connection, and so on. Windows Mobility Center is a special-purpose control panel (Mblctr.exe) that runs only on portable PCs running Windows 7 Home Premium or higher editions.

QUESTION 73

Fill in the blank with the appropriate word.

_____ is a tool that is used to modify different configuration settings, boot options, and startup options.

Correct Answer: MSconfig

Section: (none)

Explanation

Explanation/Reference:

Answer: MSconfig

Explanation:

MSconfig is a tool that is used to modify different configuration settings, boot options, and startup options. It is also known as the System Configuration utility tool. The MSconfig tool can be access by clicking Start, typing MSconfig in the Search box, and pressing Enter.

QUESTION 74

Fill in the blank with the appropriate term.

The _____ helps to remove specific prevalent malicious software from the computers that are running Windows 7, Windows Vista, Windows Server 2003, Windows Server 2008, or Windows XP.

Correct Answer: Microsoft Windows Malicious Software Removal Tool

Section: (none)

Explanation

Explanation/Reference:

Answer: Microsoft Windows Malicious Software Removal Tool

Explanation:

The Microsoft Windows Malicious Software Removal Tool helps to remove specific prevalent malicious software from the computers that are running Windows 7, Windows Vista, Windows Server 2003, Windows Server 2008, or Windows XP. After downloading the Microsoft Windows Malicious Software Removal Tool, the tool runs one time to check the computer for infection by specific prevalent malicious software (including Blaster, Sasser, and Mydoom) and helps remove any infection it finds.

QUESTION 75

Fill in the blank with the appropriate term.

The _____ is used to manage the set of policy-driven user logon, user logoff, computer startup, and computer shutdown scripts that are provided by the Windows.

Correct Answer: Group Policy

Section: (none)

Explanation

Explanation/Reference:

Answer: Group Policy

Explanation:

The group policy is used to manage the set of policy-driven user logon, user logoff, computer startup, and computer shutdown scripts that are provided by the Windows. These user logon, user logoff, computer startup, and computer shutdown scripts can be applied to all users and computers for which a particular Group Policy object is applicable.

QUESTION 76

Fill in the blank with the appropriate term.

_____ is a tool that helps a user find potential compatibility problems with the computer's hardware, devices, or programs that might affect installing Windows 7.

Correct Answer: Upgrade Advisor

Section: (none)

Explanation

Explanation/Reference:

Answer: Upgrade Advisor

Explanation:

Upgrade Advisor is a tool that helps a user find potential compatibility problems with the computer's hardware, devices, or programs that might affect installing Windows 7. It provides a report listing any issues that it finds and gives recommendations on what to do before upgrading to improve the PC's compatibility with Windows 7.

QUESTION 77

Fill in the blank with the appropriate term.

The _____ helps a user schedule automated tasks that perform actions at a specific time or when a certain event occurs.

Correct Answer: Task Scheduler

Section: (none)

Explanation

Explanation/Reference:

Answer: Task Scheduler MMC snap-in

Explanation:

The Task Scheduler MMC snap-in helps a user schedule automated tasks that perform actions at a specific time or when a certain event occurs. It maintains a library of all scheduled tasks and provides an organized view of the tasks and a convenient point of access for managing them.

QUESTION 78

Fill in the blank with the appropriate term.

Microsoft _____ is a feature of the Windows 7 operating system that includes enhanced capabilities for consolidating digital entertainment and media content and delivering it, on demand, to the user.

Correct Answer: Windows Media Center

Section: (none)

Explanation

Explanation/Reference:

Answer: Windows Media Center

Explanation:

Microsoft Windows Media Center is a feature of the Windows 7 operating system that includes enhanced capabilities for consolidating digital entertainment and media content and delivering it, on demand, to the user. Windows Media Center is designed to provide easy access to the entertainment services and digital media content that are available through the Windows Media Center PC. It has a user interface that is easy to use from a distance and designed to be accessed primarily through a TV-style remote control.

QUESTION 79

Fill in the blank with the appropriate word.

A _____ is an update that contains one or more files designed to address a particular vulnerability in Windows 7 security.

Correct Answer: Hotfix

Section: (none)

Explanation

Explanation/Reference:

Answer: Hotfix

Explanation:

A hotfix is an update that contains one or more files designed to address a particular vulnerability in Windows 7 security. In addition to the software itself, security updates include a security bulletin and a Knowledge Base article that discuss the nature and severity of the problem.

QUESTION 80

Fill in the blank with the appropriate term.

A _____ is an account under which different services start.

Correct Answer: Service account

Section: (none)

Explanation

Explanation/Reference:

Answer: Service account

Explanation:

A service account is an account under which different services start. These services start before a user logs on to a system. These services are limited to the permissions granted to the service accounts under which the services are started. The different types of accounts are as follows:

Local System account

Network Service account

Local Service account

Local User account

Domain User account

QUESTION 81

Fill in the blanks with the appropriate terms.

In a _____ connection, a user has to wait for the files to be transmitted to the laptop before he can begin working and if he is connected to the office machine using a dial-up modem, he will have to wait for some time. On the other hand, in a _____ connection, the files remain right where they are: on the host computer, which does all processing.

Correct Answer: Remote networking -or- Remote desktop

Section: (none)

Explanation

Explanation/Reference:

Answer: Remote networking, Remote desktop

Explanation:

In a remote networking connection, a user has to wait for the files to be transmitted to the laptop before he can begin working and if he is connected to the office machine using a dial-up modem, he will have to wait for some time. On the other hand, in a Remote Desktop connection, the files remain right where they are: on the host computer, which does all processing.

QUESTION 82

Fill in the blank with the appropriate term.

A _____ connection is an external interface that is used to plug devices, such as mice, keyboards, scanners, printers, webcams, digital cameras, mobile phones, and external hard disks into a computer.

Correct Answer: USB -or- Universal Serial Bus

Section: (none)

Explanation

Explanation/Reference:

Answer: USB (universal serial bus)

Explanation:

A USB (universal serial bus) connection is an external interface that is used to plug devices, such as mice, keyboards, scanners, printers, webcams, digital cameras, mobile phones, and external hard disks into a computer. A user can recognize a USB connection by the symbol usually displayed on the connector.



QUESTION 83

Fill in the blank with the appropriate word.

Windows _____ is a command-line shell and scripting language designed especially for system administration.

Correct Answer: PowerShell

Section: (none)

Explanation

Explanation/Reference:

Answer: PowerShell

Explanation:

Windows PowerShell is a command-line shell and scripting language designed especially for system administration. It is built on the Microsoft .NET Framework. It helps IT professionals control and automate the administration of Windows operating systems and of applications that run on Windows. The simple command tools in Windows PowerShell, called cmdlets, let a user manage the computers in his enterprise from the command line.

QUESTION 84

Fill in the blank with the appropriate word.

A _____ printer is a type of printer that is connected directly to a computer.

Correct Answer: Local

Section: (none)

Explanation

Explanation/Reference:

Answer: Local

Explanation:

A local printer is a type of printer that is connected directly to a computer. If a printer is a universal serial bus (USB) model, Windows should automatically detect it and begin installation when it is plugged in. If a user is installing a wireless printer that connects to his computer over a wireless network (Wi-Fi), he can use the Add a device wizard to install the printer.

QUESTION 85

Fill in the blank with the appropriate word.

_____ is a file system supported by Windows NT.

Correct Answer: FAT

Section: (none)

Explanation

Explanation/Reference:

Explanation:

FAT is a file system supported by Windows NT. The FAT file system is characterized by the file allocation table (FAT). This is a table that resides at the very "top" of the volume. To protect the volume, two copies of FAT are kept in case one becomes damaged. In addition, the FAT tables and the root directory must be stored in a fixed location so that the system's boot files can be correctly located.

QUESTION 86

Fill in the blank with the appropriate word.

_____ is a method to increase the security of a message or file by scrambling the contents so that the file or message can be read

only by someone who has the right encryption key to unscramble it.

Correct Answer: Encryption

Section: (none)

Explanation

Explanation/Reference:

Answer: Encryption

Explanation:

Encryption is a method to increase the security of a message or file by scrambling the contents so that the file or message can be read only by someone who has the right encryption key to unscramble it. A user can use encryption when he wants a strong level of protection for his information.

QUESTION 87

Fill in the blanks with the appropriate words.

A _____ causes a task to run and an _____ is the work that is performed when the task is run.

Correct Answer: Trigger -or- Action

Section: (none)

Explanation

Explanation/Reference:

Answer: Trigger, Action

Explanation:

The two key concepts that are involved in scheduling a task are triggers and actions. A trigger causes a task to run and an action is the work that is performed when the task is run. The actions a task can perform include running a program, sending an e-mail message, and showing a message box.

QUESTION 88

Fill in the blank with the appropriate term.

_____ is a feature of Windows 7. It is used to create a system image or snapshot.

Correct Answer: System Image

Section: (none)

Explanation

Explanation/Reference:

Answer: System Image

Explanation:

System Image Backup is a feature of Windows 7. It is used to create a system image or snapshot. This image is a huge backup file, which contains the entire contents of a PC. If a user needs to recover his entire PC, he can simply restore the system image.

QUESTION 89

Fill in the blank with the appropriate word.

_____ are additions to software that help a user prevent or fix problems, improve the performance of the computer, or enhance the

computing experience.

Correct Answer: Updates

Section: (none)

Explanation

Explanation/Reference:

Answer: Updates

Explanation:

Updates are additions to software that help a user prevent or fix problems, improve the performance of the computer, or enhance the computing experience. Turning on Microsoft Update will open Windows Update, where the user can check for any new Microsoft updates.

QUESTION 90

Fill in the blank with the appropriate term.

_____ is the installation and configuration of the Forefront Endpoint Protection client software in a computer.

Correct Answer: Forefront Endpoint Protection client deployment

Section: (none)

Explanation

Explanation/Reference:

Answer: Forefront Endpoint Protection client deployment

Explanation:

Forefront Endpoint Protection client deployment is the installation and configuration of the Forefront Endpoint Protection client software in a computer. Before deploying the Forefront Endpoint Protection client software to computers in a production environment, a user should learn about the deployment process, create a deployment plan based on the organization's security requirements, and test the plan in a lab environment.

QUESTION 91

Fill in the blank with the appropriate word.

_____ helps a user access a computer running Windows from another computer running Windows that is connected to the same network or to the Internet.

Correct Answer: Remote Desktop Connection

Section: (none)

Explanation

Explanation/Reference:

Explanation:

Remote Desktop Connection helps a user access a computer running Windows from another computer running Windows that is connected to the same network or to the Internet. For example, the user can use all of his work computer's programs, files, and network resources from his home computer.

QUESTION 92

Fill in the blanks with the appropriate terms.

Each document that is sent to a printer is called a _____. A line of print jobs waiting to print is called a _____.

Correct Answer: Print Job -or- Print Queue

Section: (none)

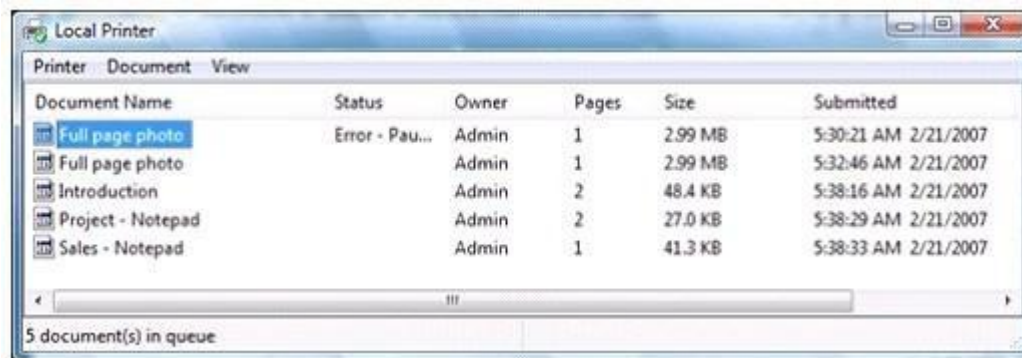
Explanation

Explanation/Reference:

Answer: print job, print queue

Explanation:

Each document that is sent to a printer is called a print job. A line of print jobs waiting to print is called a print queue. Most of the print jobs hit the queue and end up printed without any problem.



QUESTION 93

Fill in the blank with the appropriate word.

_____ is a method to increase the security of a message or file by scrambling the contents so that the file or message can be read only by someone who has the right encryption key to unscramble it.

Correct Answer: Encryption

Section: (none)

Explanation

Explanation/Reference:

Answer: Encryption

Explanation:

Encryption is a method to increase the security of a message or file by scrambling the contents so that the file or message can be read only by someone who has the right encryption key to unscramble it. A user can use encryption when he wants a strong level of protection for his information.

QUESTION 94

Fill in the blanks with the appropriate terms.

The _____ provides commands specific to the current selection. It also provides an alternative to the action pane.

The _____ allows a user to choose among alternative ways of presenting information.

Correct Answer: Action menu -or- View menu

Section: (none)

Explanation

Explanation/Reference:

Explanation:

The Action menu provides commands specific to the current selection. It also provides an alternative to the action pane. The View menu allows a user to choose among alternative ways of presenting information. In many MMC consoles, for example, the View menu offers Large Icons, Small Icons, List, and Details commands, similar to the view options in Windows Explorer. The View menu might also include a Customize command.

QUESTION 95

Fill in the blank with the appropriate term.

The _____ is used to define a wide range of settings for a user's computer, to monitor the status of devices such as printers and modems, and to set up new hardware, programs, and network connections.

Correct Answer: Control Panel

Section: (none)

Explanation

Explanation/Reference:

Answer: Control Panel

Explanation:

The Control Panel is used to define a wide range of settings for a user's computer, to monitor the status of devices such as printers and modems, and to set up new hardware, programs, and network connections.

The Control Panel is a part of the Microsoft Windows graphical user interface. It allows users to view and manipulate basic system settings and controls via applets, such as adding hardware, adding and removing software, controlling user accounts, and changing accessibility options. In recent versions of Windows, the Control Panel has two views, i.e., Classic View and Category View, and it is possible to switch between these through an option that appears on the left side of the window.

QUESTION 96

Fill in the blank with the appropriate term.

A _____ is a unique combination of numbers and letters. This combination is used during Microsoft software installation to "unlock" or open the product.

Correct Answer: Product Key

Section: (none)

Explanation

Explanation/Reference:

Answer: product key

Explanation:

A product key is a unique combination of numbers and letters. This combination is used during Microsoft software installation to "unlock" or open the product. The product may not open until the product key is entered. The product key is not a product ID (PID) number. A PID is created after a product is successfully installed.

QUESTION 97

Fill in the blank with the appropriate word.

_____ printers are those printers that connect directly to a network as stand- alone devices.

Correct Answer: Network

Section: (none)

Explanation

Explanation/Reference:

Answer: Network

Explanation:

Network printers are those printers that connect directly to a network as stand-alone devices. In the workplace, many printers are network printers. Inexpensive network printers can also be used for the home.

QUESTION 98

Fill in the blank with the appropriate term.

_____ is used to synchronize data with other computers and devices from one common user interface.

Correct Answer: Sync Center

Section: (none)

Explanation

Explanation/Reference:

Answer: Sync Center

Explanation:

Sync Center is used to synchronize data with other computers and devices from one common user interface. There are several ways to interact with Sync Center, one of which is as a provider of synchronization information.

QUESTION 99

Fill in the blank with the appropriate term.

_____ lists important messages about security and maintenance settings that need attention.

Correct Answer: Action Center

Section: (none)

Explanation

Explanation/Reference:

Answer: Action Center

Explanation:

Action Center is a central place to view alerts and take actions that can help keep Windows running smoothly. Action Center lists important messages about security and maintenance settings that need attention. Red items in Action Center are labeled Important and indicate significant issues that should be addressed soon, such as an outdated antivirus program that needs updating. Yellow items are suggested tasks that a user should consider addressing, like recommended maintenance tasks.

QUESTION 100

Fill in the blank with the appropriate word.

A _____ is a location for keeping references of files and folders at one place.

Correct Answer: Library

Section: (none)

Explanation

Explanation/Reference:

Answer: Library

Explanation:

Libraries are a new feature in Windows 7. A library is a location for keeping references of files and folders at one place. It is similar to a folder in a sense that when a user opens a library, he will see one or more files or folders there. The difference is that a library does not store files or folders. In Libraries, users can include folders from different locations so that they can see files at one place.

It helps users keep their files organized.

QUESTION 101

Fill in the blank with the appropriate term.

_____ is an application that acts as the host tool for administering computers, networks, and other system components.

Correct Answer: Microsoft Management Console -or- MMC

Section: (none)

Explanation

Explanation/Reference:

Answer: Microsoft Management Console (MMC)

Explanation:

Microsoft Management Console (MMC) is an application that acts as the host tool for administering computers, networks, and other system components. MMC does not perform administrative services. It acts as the host for one or more modules called snap-ins. A combination of one or more snap-ins can be saved in a file called a Microsoft Common Console Document or an MMC console.

QUESTION 102

Fill in the blank with the appropriate term.

_____ helps a user run programs designed for Windows XP on computers running Windows 7 Professional, Windows 7 Enterprise, or Windows 7 Ultimate. The user can run applications for Windows XP directly from the Windows 7 desktop.

Correct Answer: Windows XP Mode

Section: (none)

Explanation

Explanation/Reference:

Answer: Windows XP Mode

Explanation:

Windows XP Mode helps a user run programs designed for Windows XP on computers running Windows 7 Professional, Windows 7 Enterprise, or Windows 7 Ultimate. The user can run applications for Windows XP directly from the Windows 7 desktop.

QUESTION 103

Fill in the blank with the appropriate word.

The _____ tab of the service properties window allows a user to view the dependencies related to a given service.

Correct Answer: Dependencies

Section: (none)

Explanation

Explanation/Reference:

Answer: Dependencies

Explanation:

The Dependencies tab of the service properties window allows a user to view the dependencies related to a given service. Services will not start if their dependencies are not started. Sometimes, the failure of a service to start is not related directly to that service. It is because one of that service's dependencies did not start.

QUESTION 104

Fill in the blank with the appropriate word.

_____ is capable of recovering from some disk-related errors automatically.

Correct Answer: NTFS

Section: (none)

Explanation

Explanation/Reference:

Explanation:

NTFS is a file system that is used in Windows 7. It is capable of recovering from some disk-related errors automatically. It has improved support for larger hard disks. In NTFS, a user can use permissions and encryption to restrict access to specific files to approved users.

QUESTION 105

Fill in the blank with the appropriate term.

The _____ is a database in Windows that contains important information about system hardware, installed programs and settings, and profiles of each of the user accounts on a computer.

Correct Answer: Windows registry

Section: (none)

Explanation

Explanation/Reference:

Answer: Windows registry

Explanation:

The Windows registry is a database in Windows that contains important information about system hardware, installed programs and settings, and profiles of each of the user accounts on a computer. Windows continually refers to the information in the registry.

QUESTION 106

Fill in the blank with the appropriate term.

_____ is a program that puts together pieces of files that have become fragmented (split into pieces) on a drive.

Correct Answer: Disk Defragmenter

Section: (none)

Explanation

Explanation/Reference:

Answer: Disk Defragmenter

Explanation:

Disk Defragmenter is a program that puts together pieces of files that have become fragmented (split into pieces) on a drive. The "defragger" also rearranges the files on drives to make the operating system and programs load more quickly. A freshly defragged PC works faster and is more responsive than a heavily fragmented one.

QUESTION 107

Fill in the blank with the appropriate word.

A _____ is a set of software components that manage the printing process.

Correct Answer: Printer

Section: (none)

Explanation

Explanation/Reference:

Answer: Printer

Explanation:

A printer is a set of software components that manage the printing process. To Windows, the actual printer (the output equipment) is considered a print device. Windows makes it easy to connect to local and network printers and manage print output.

QUESTION 108

Fill in the blank with the appropriate term.

The _____ is used to capture a screen shot on a desktop, like a picture or a section of webpage.

Correct Answer: Snipping Tool

Section: (none)

Explanation

Explanation/Reference:

Answer: Snipping Tool

Explanation:

The Snipping Tool is used to capture a screen shot on a desktop, like a picture or a section of webpage. A user can snip a whole window, a rectangular section of the screen, or draw a freehand outline with the mouse or tablet pen. The user can interpret, save, or e-mail the image using buttons right in the Snipping Tool window. The Snipping Tool is available only in the Home Premium, Professional, and Ultimate editions of Windows 7.

QUESTION 109

Fill in the blank with the appropriate term.

_____ is a tool that is used to play sound and video files stored on a local disk.

Correct Answer: Windows Media Player

Section: (none)

Explanation

Explanation/Reference:

Answer: Windows Media Player


Explanation:

Windows Media Player is a tool that is used to play sound and video files stored on a local disk. The user can split tracks from audio CDs in a broad range of quality levels, create custom CDs using a CD or DVD drive that has recording capabilities, and download songs to a portable audio player. The user can use the player as a jukebox to listen to his favorite songs, in custom sequences or in random order.

QUESTION 110

Choose and reorder the steps to set up Windows 7 for Bluetooth.

Build List and Reorder:

Ordered List Title	Answer Choices Title
	<p>Make sure that Bluetooth is working on the device you want to connect.</p> <p>Right-click the Bluetooth device and choose Bluetooth Settings.</p> <p>Click the Start button, open Devices and Printers, and search for a Bluetooth device.</p> <p>Leave everything going and return to Device Stage. Choose Start, and then choose Devices and Printers. Wait until the new device appears.</p> <p>Select Allow Bluetooth Devices to Find This Computer, and then click OK.</p> <p>Deselect Allow Bluetooth Devices to Find This Computer, and then click OK.</p> <p>Wait for windows to create a connection code, if one is necessary</p> <p>Double-click the phone.</p> <p>Right-click the Bluetooth device and choose Bluetooth Settings.</p> <p>Back in Device Stage, in the upper-left corner, click Add a Device.</p>

Correct Answer:

Click the Start button, open Devices and Printers, and search for a Bluetooth device.

Right-click the Bluetooth device and choose Bluetooth Settings.

Select Allow Bluetooth Devices to Find This Computer, and then click OK.

Make sure that Bluetooth is working on the device you want to connect.

Back in Device Stage, in the upper-left corner, click Add a Device.

Double-click the phone.

Wait for windows to create a connection code, if one is necessary

Leave everything going and return to Device Stage. Choose Start, and then choose Devices and Printers. Wait until the new device appears.

Right-click the Bluetooth device and choose Bluetooth Settings.

Deselect Allow Bluetooth Devices to Find This Computer, and then click OK.

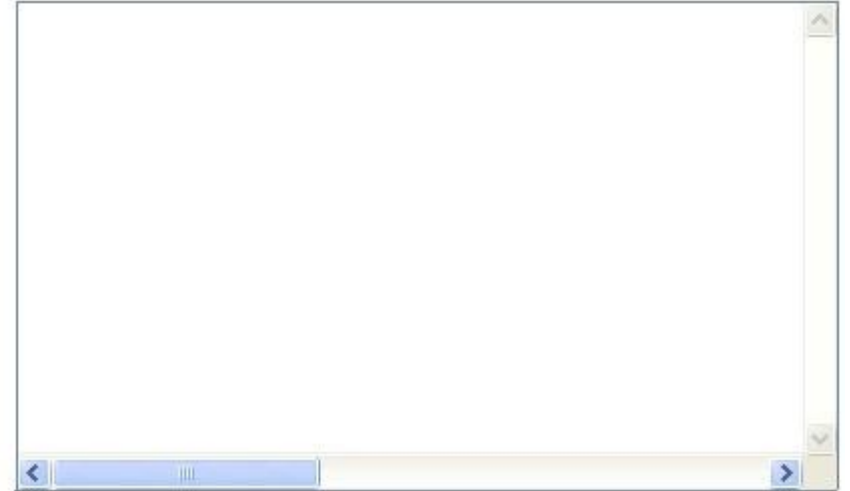
Section: (none)

Explanation

Explanation/Reference:

Click the Start button, open Devices and Printers, and search for a Bluetooth device. Right-click the Bluetooth device and choose Bluetooth Set Up. Select Allow Bluetooth Devices to Find This Computer, and make sure that Bluetooth is working on the device you want. Back in Device Stage, in the upper-left corner, click Add a Device. Double-click the phone.

Wait for Windows to create a connection code, if one is needed. Leave everything going and return to Device Stage. Choose the phone. Right-click the Bluetooth device and choose Bluetooth Set Up. Deselect Allow Bluetooth Devices to Find This Computer, and



Explanation:

Take the following steps to set up Windows 7 for Bluetooth:

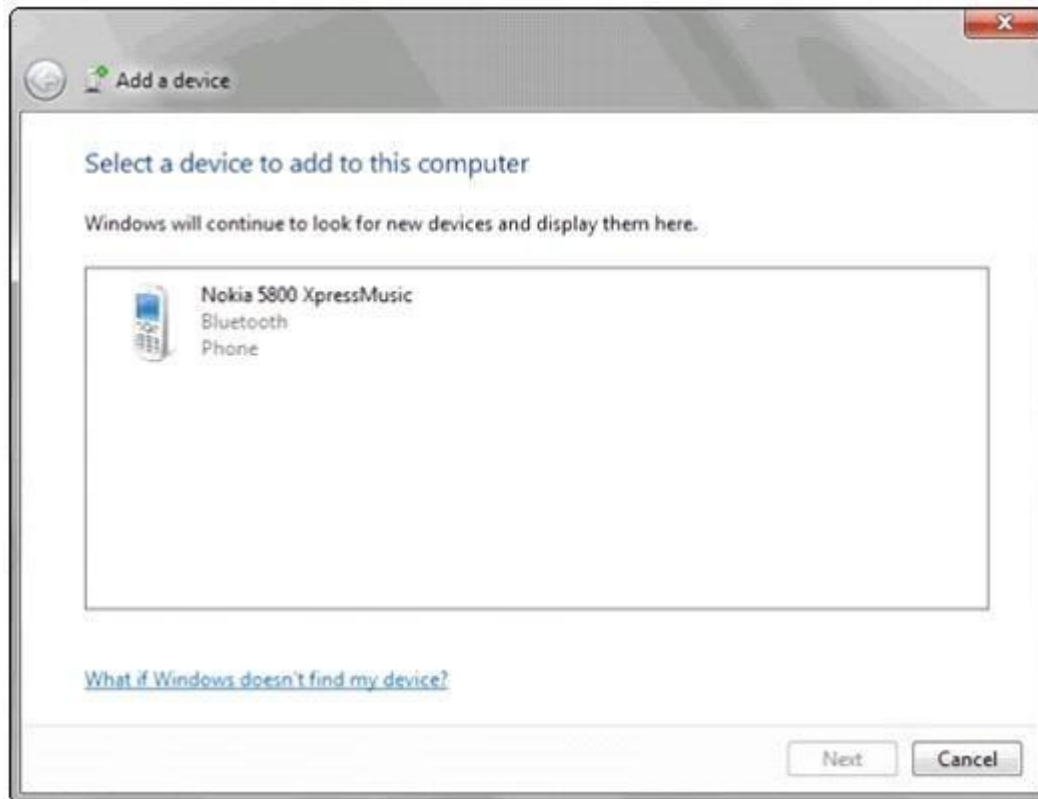
1. Click the Start button, open Devices and Printers, and search for a Bluetooth device.



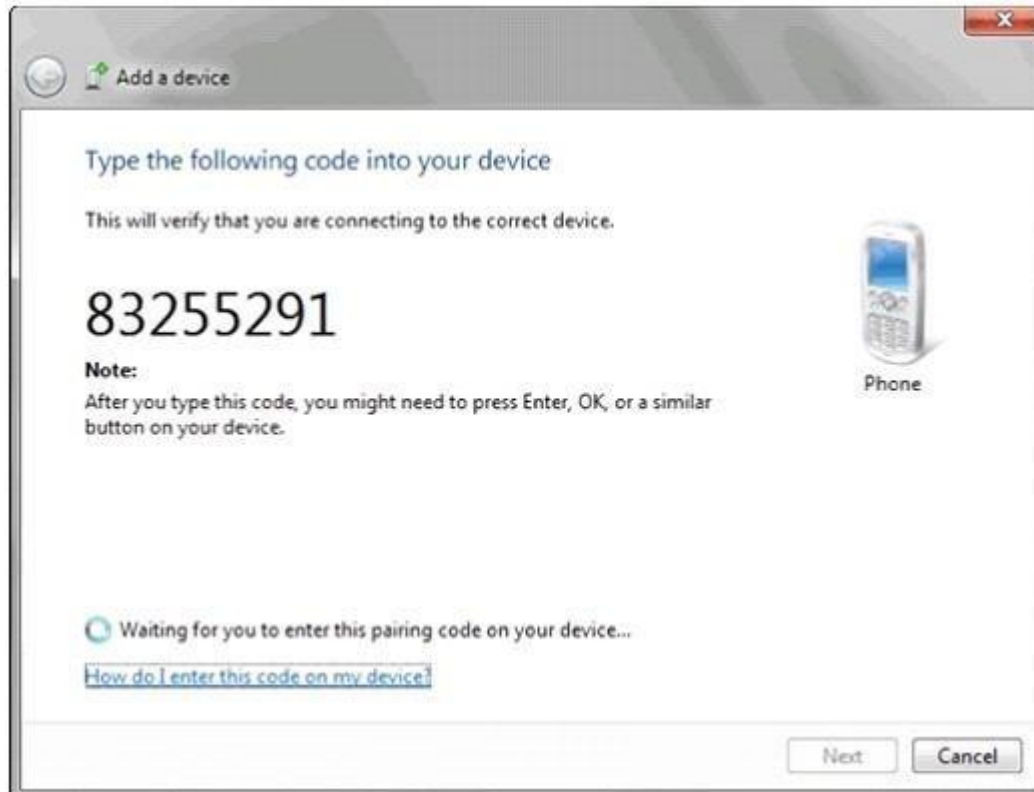
2. Right-click the Bluetooth device and choose Bluetooth Settings.



3. Select Allow Bluetooth Devices to Find This Computer, and then click OK.
4. Make sure that Bluetooth is working on the device you want to connect.
5. Back in Device Stage, in the upper-left corner, click Add a Device.
6. Double-click the phone.



7.Wait for windows to create a connection code, if one is necessary.



8. Leave everything going and return to Device Stage. Choose Start, and then choose Devices and Printers. Wait until the new device appears.




9. Right-click the Bluetooth device and choose Bluetooth Settings.
10. Deselect Allow Bluetooth Devices to Find This Computer, and then click OK.

QUESTION 111

Choose and reorder the correct steps to get more gadgets.

Build List and Reorder:

Ordered List Title	Answer Choices Title
	<p data-bbox="1157 248 1545 318">Right-click the desktop, and then click Gadgets.</p> <p data-bbox="1157 326 1556 396">In the home screen, right-click the gadget.</p> <p data-bbox="1157 404 1572 490">Click Get more gadgets online to open the Personalization Gallery on the Windows website.</p> <p data-bbox="1157 498 1373 540">Open the desktop.</p>

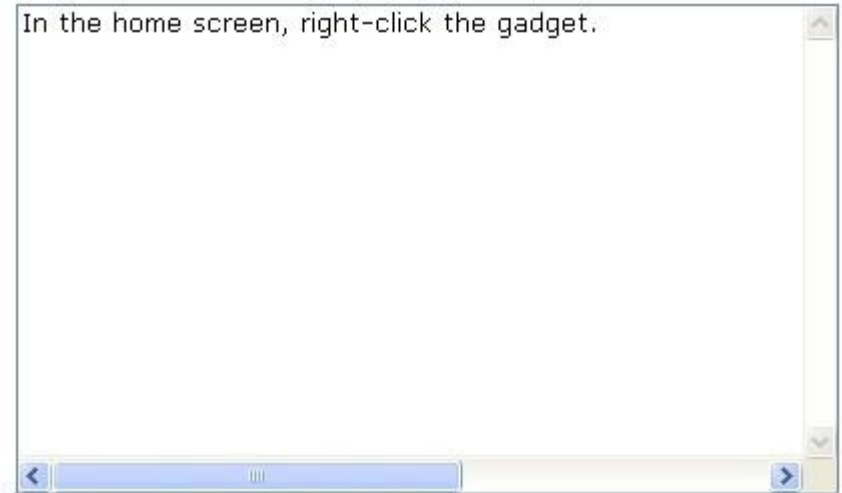
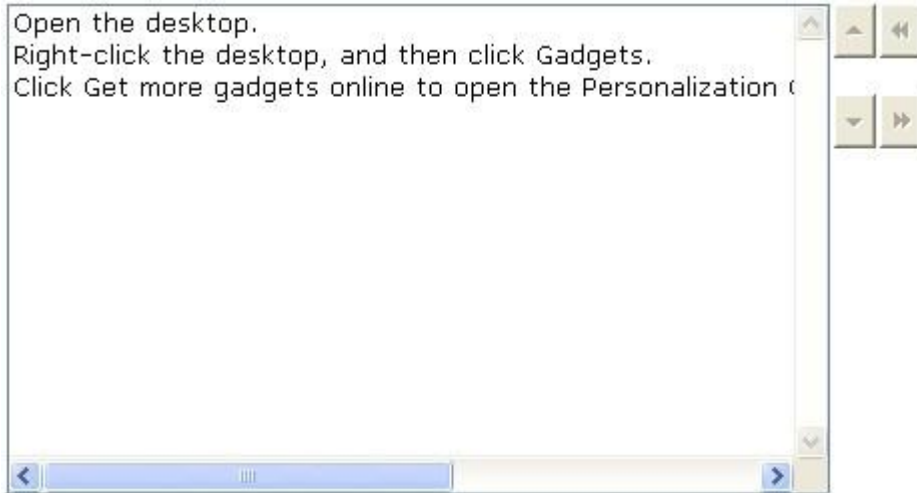
Correct Answer:

Open the desktop.
Click Get more gadgets online to open the Personalization Gallery on the Windows website.
Right-click the desktop, and then click Gadgets.

Section: (none)

Explanation

Explanation/Reference:



Explanation:


Take the following steps to get more gadgets:

1. Open the desktop.
2. Right-click the desktop, and then click Gadgets.
3. Click Get more gadgets online to open the Personalization Gallery on the Windows website.

QUESTION 112

Choose and reorder the correct steps to uninstall an application.

Build List and Reorder:

Ordered List Title	Answer Choices Title
	<p>Select a program, and then click Uninstall.</p> <p>In Control Panel, click Programs, and then click Programs and Features.</p> <p>To change a program, click Change or Repair.</p> <p>Click the start button. Click Control Panel.</p>
<p><< Move</p> <p>Remove >></p>	

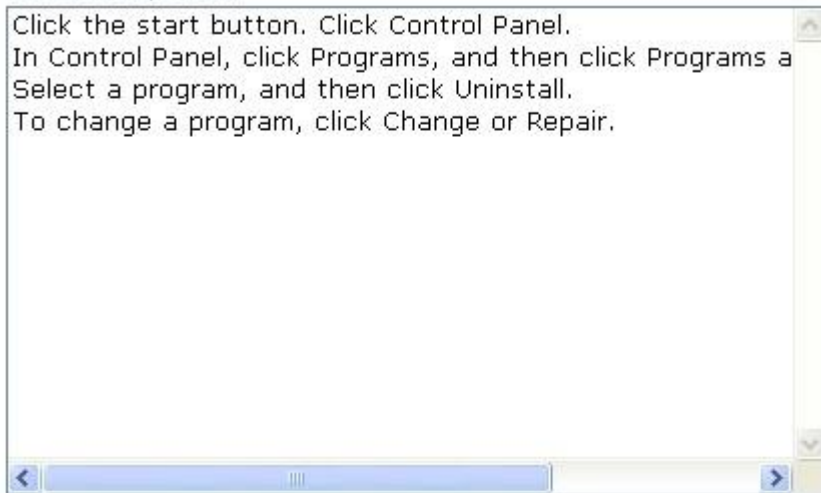
Correct Answer:

Click the start button. Click Control Panel.
In Control Panel, click Programs, and then click Programs and Features.
Select a program, and then click Uninstall.
To change a program, click Change or Repair.

Section: (none)

Explanation

Explanation/Reference:



Explanation:


Take the following steps to uninstall an application:

1. Click the start button. Click Control Panel.
2. In Control Panel, click Programs, and then click Programs and Features.
3. Select a program, and then click Uninstall.
4. Some programs include the option to change or repair the program in addition to uninstalling it. To change a program, click Change or Repair.

QUESTION 113

Choose and reorder the steps to uninstall Internet Explorer.

Build List and Reorder:

Ordered List Title	Answer Choices Title
	<p>Under Uninstall an update, scroll down to the Microsoft Windows section.</p> <p>Click Restart now or Restart later</p> <p>In the Programs and Features option, click View installed updates in the left pane.</p> <p>Click the Start button and in All Programs, click the Programs and Features option.</p> <p>Right-click Windows Internet Explorer 9, click Uninstall, and then click Yes.</p>
<p><< Move</p> <p>Remove >></p>	

Correct Answer:

Click the Start button and in All Programs, click the Programs and Features option.

In the Programs and Features option, click View installed updates in the left pane.

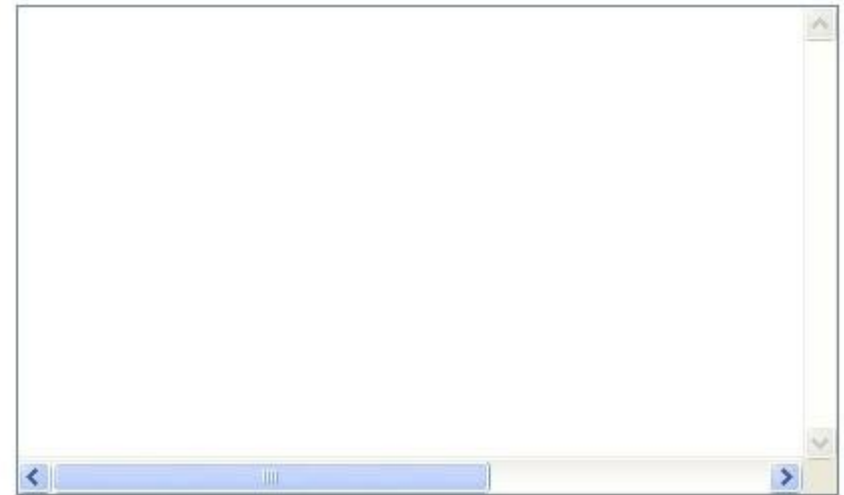
Under Uninstall an update, scroll down to the Microsoft Windows section.

Right-click Windows Internet Explorer 9, click Uninstall, and then click Yes.

Click Restart now or Restart later

Section: (none)
Explanation

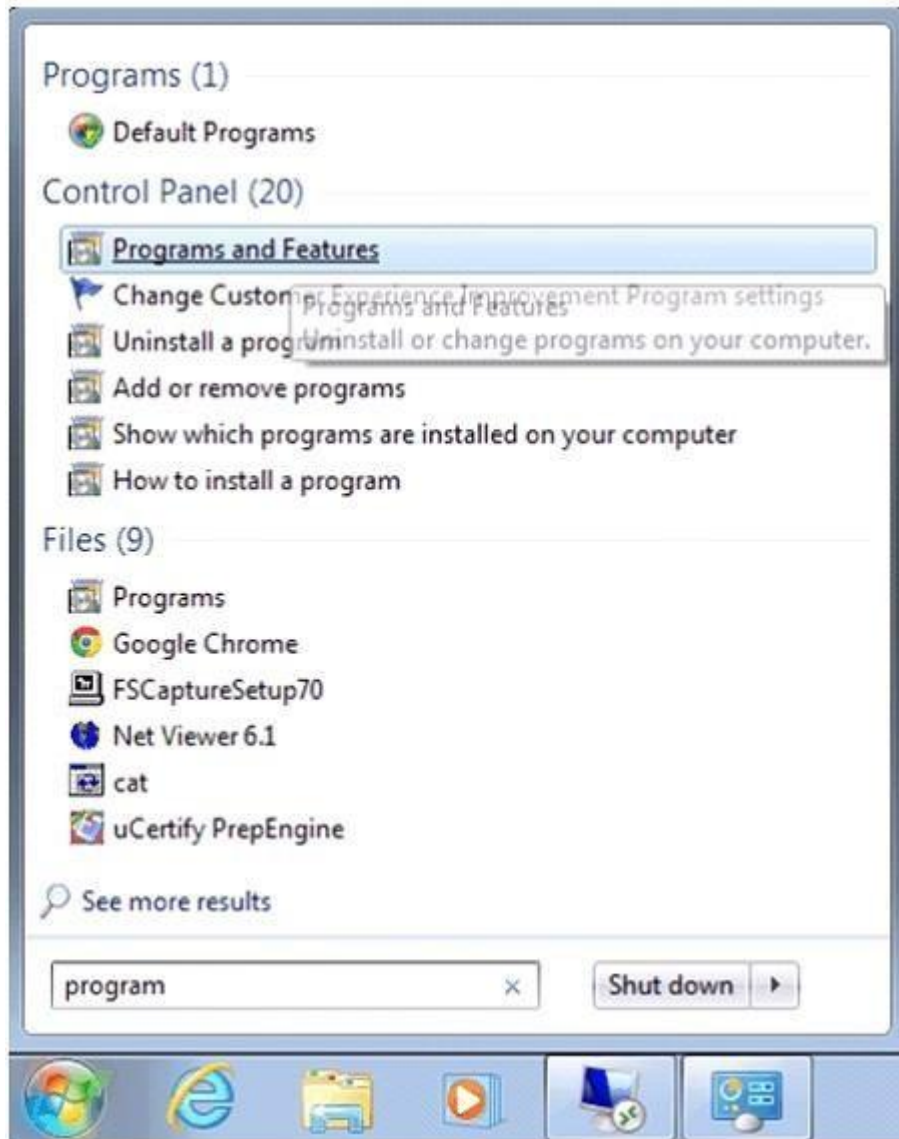
Explanation/Reference:



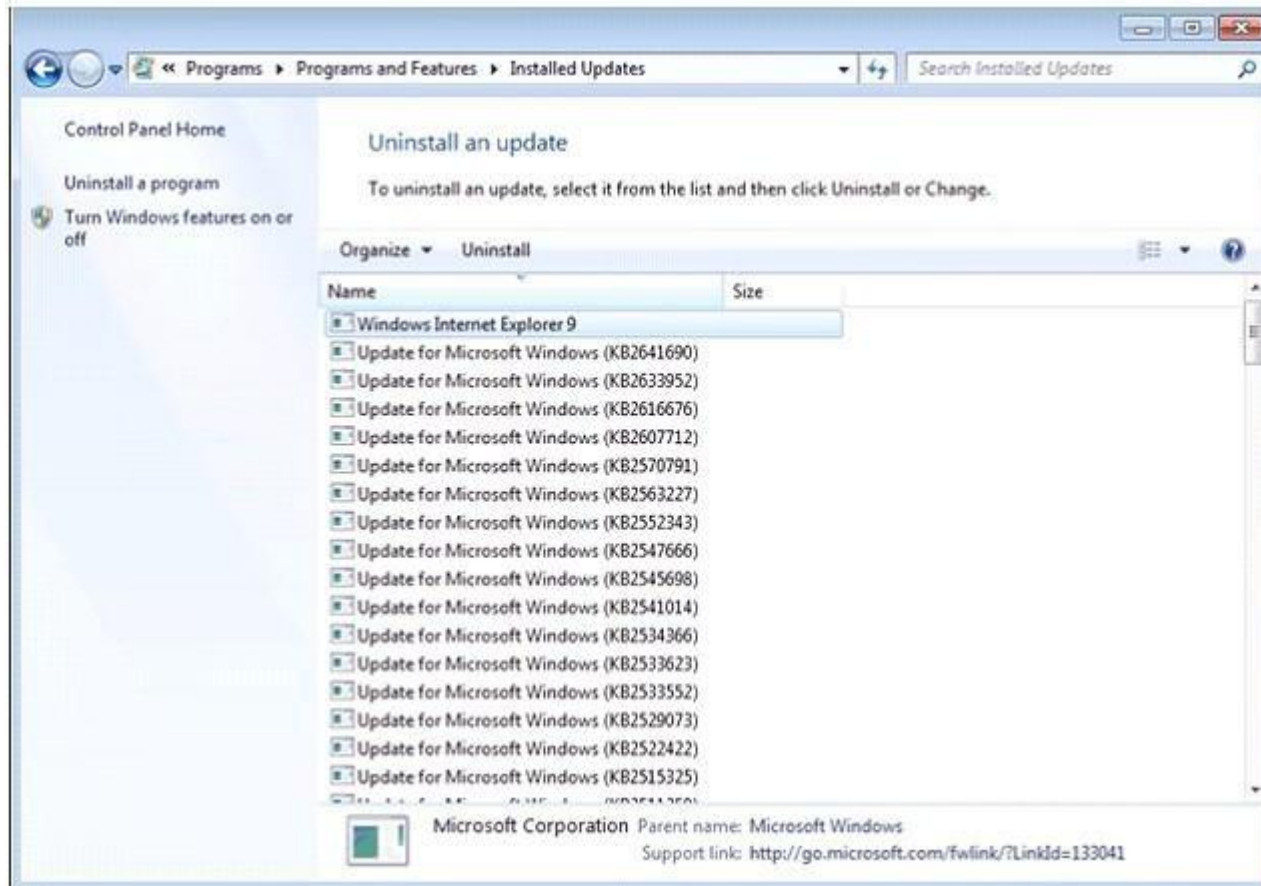
Explanation:

Take the following steps to uninstall Internet Explorer:

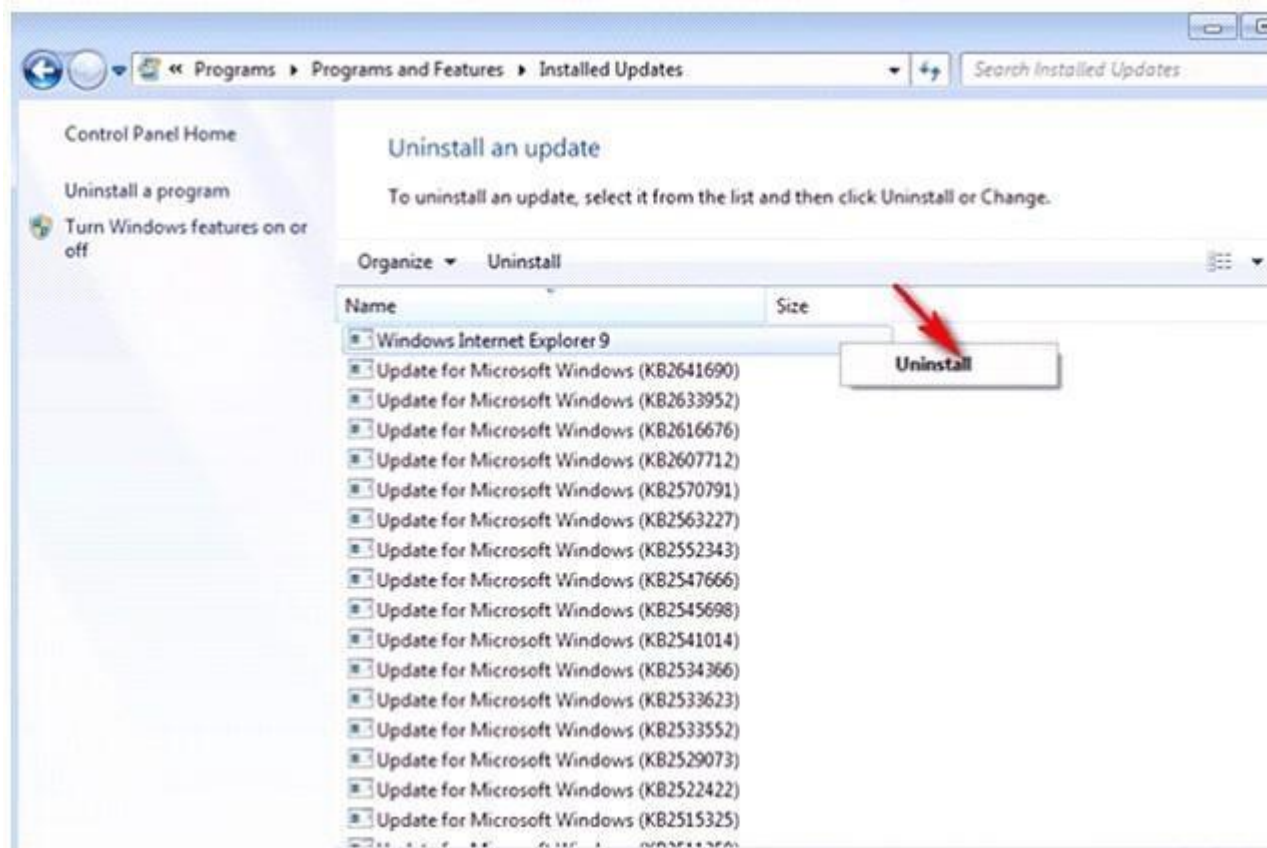
1. Click the Start button and in All Programs, click the Programs and Features option.
2. In the Programs and Features option, click View installed updates in the left pane.



3. Under Uninstall an update, scroll down to the Microsoft Windows section.



4. Right-click Windows Internet Explorer 9, click Uninstall, and then click Yes.



5. Click one of the following:


Restart now

Restart later

QUESTION 114

Choose and reorder the correct steps to resize a gadget.

Build List and Reorder:

Ordered List Title	Answer Choices Title
	<p>Click the Size option, and then click the size that you want the gadget to be.</p> <p>In the home screen, right-click the gadget that you want to resize.</p> <p>Open Connect to a Network by clicking the gadget in the</p> <p>Open the home screen</p>

Correct Answer:

Open the home screen

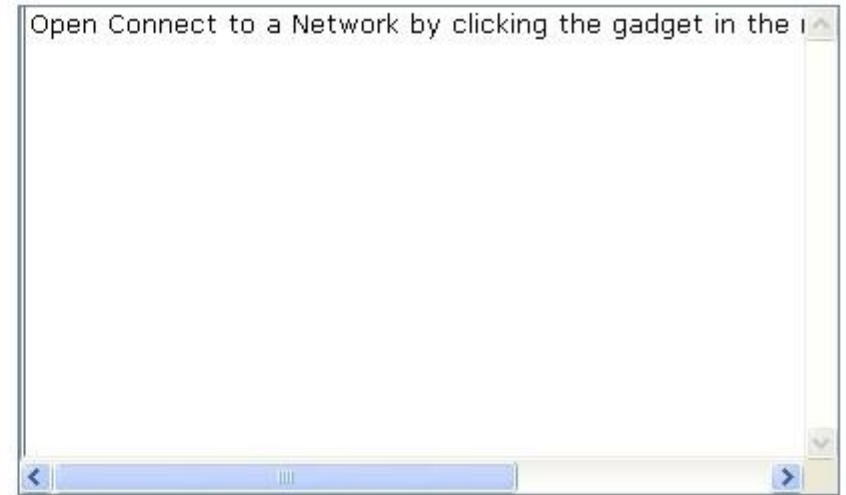
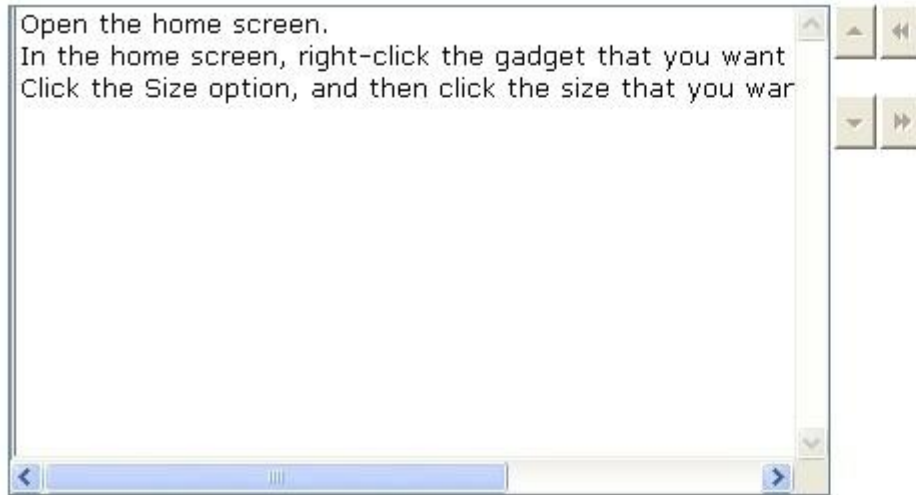
In the home screen, right-click the gadget that you want to resize.

Click the Size option, and then click the size that you want the gadget to be.

Section: (none)

Explanation

Explanation/Reference:



Explanation:

Take the following steps to resize a gadget:


1. Open the home screen.
2. In the home screen, right-click the gadget that you want to resize.
3. Click the Size option, and then click the size that you want the gadget to be.



QUESTION 115

Choose and reorder the steps to enable or disable Speakers in Windows 7.

Build List and Reorder:

Ordered List Title	Answer Choices Title
	<p>In the Speaker Properties dialog box, select Use this device to enable Speakers in the Device usage dropdown list at the bottom.</p> <p>Click the Start button, open Control Panel, and double-click the Sound icon.</p> <p>Click Apply, and then click OK.</p> <p>Click on Speakers, and then click the Properties button.</p>
<p><< Move</p> <p>Remove >></p>	

Correct Answer:

Click the Start button, open Control Panel, and double-click the Sound icon.

Click on Speakers, and then click the Properties button.

In the Speaker Properties dialog box, select Use this device to enable Speakers in the Device usage dropdown list at the bottom.

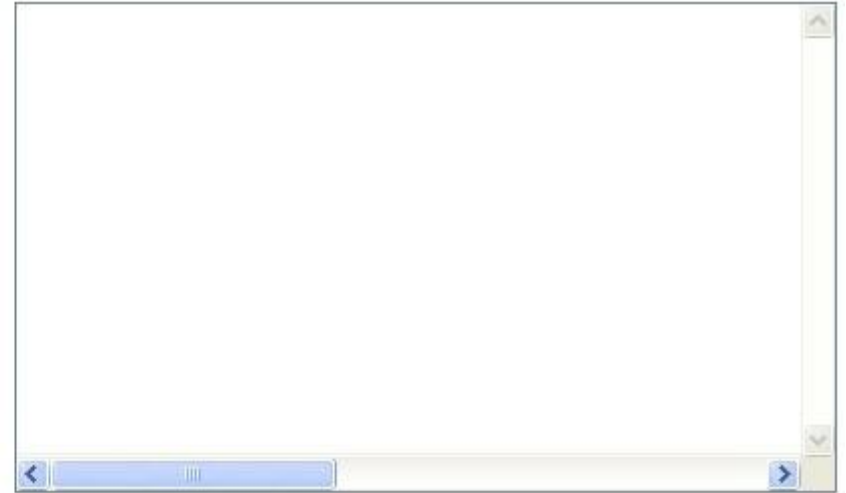
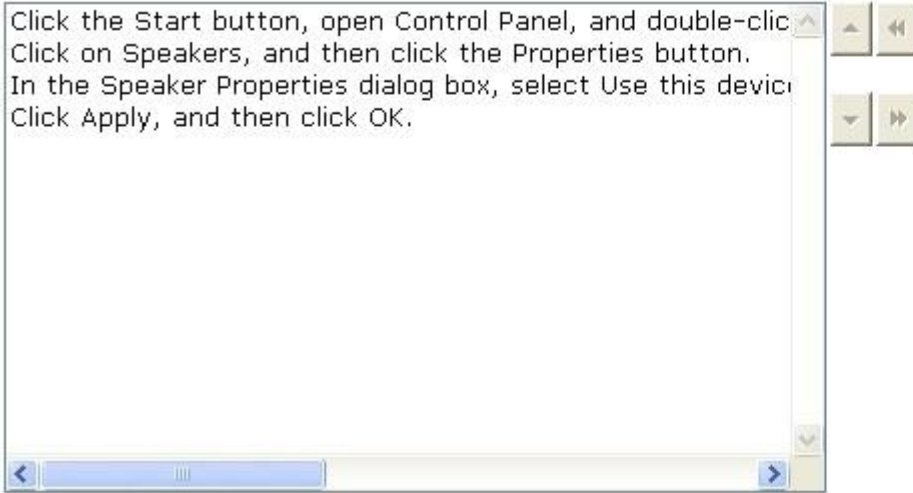
Click Apply, and then click OK.

Section: (none)

Explanation

Explanation/Reference:

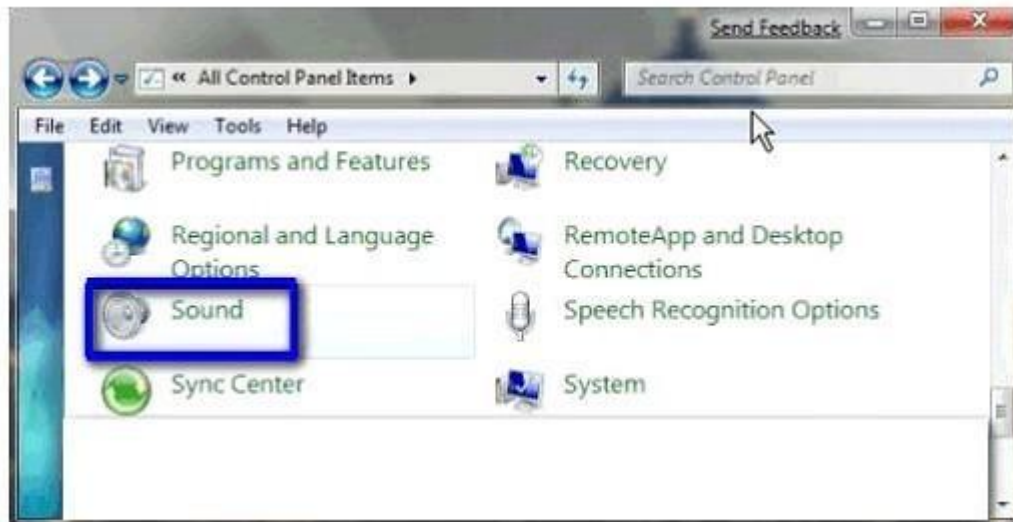
Click the Start button, open Control Panel, and double-click on Speakers, and then click the Properties button. In the Speaker Properties dialog box, select Use this device. Click Apply, and then click OK.



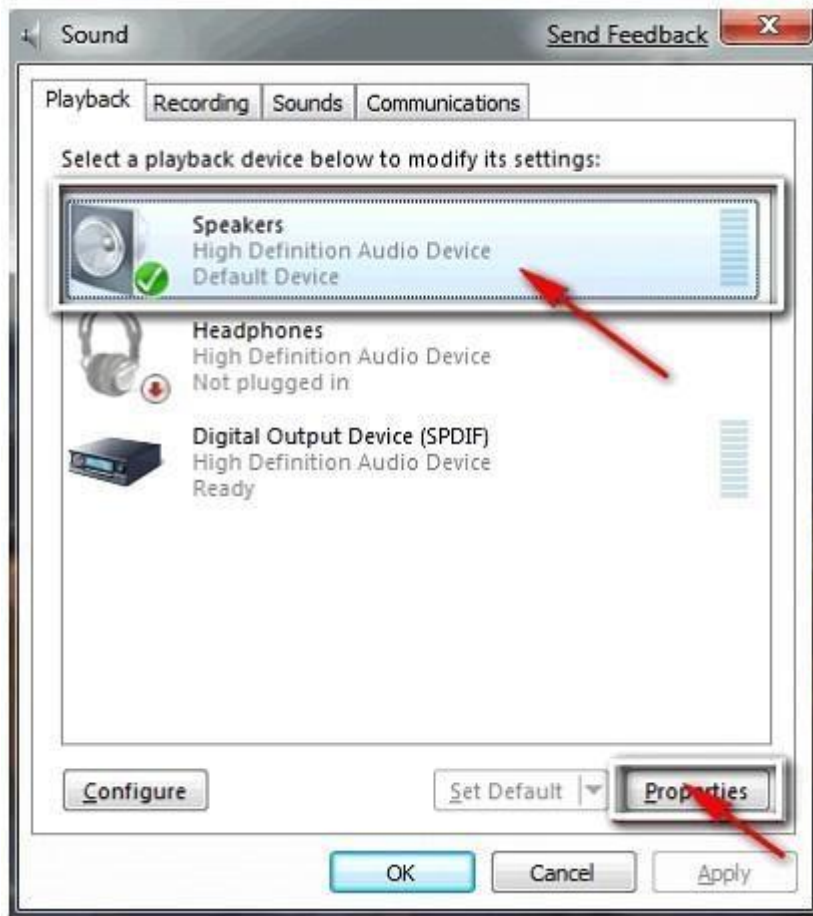
Explanation:

Take the following steps to enable or disable Speakers in Windows 7:

1. Click the Start button, open Control Panel, and double-click the Sound icon.



2. Click on Speakers, and then click the Properties button.

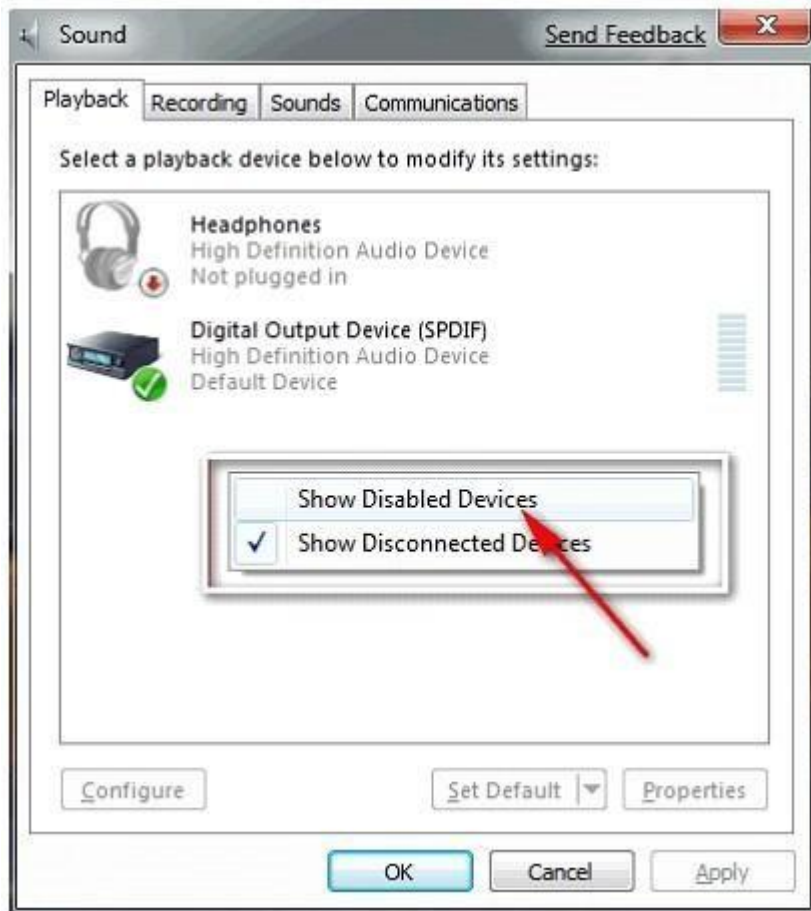


3. In the Speaker Properties dialog box, select one of the following:

Select Use this device to enable Speakers in the Device usage dropdown list at the bottom. Select Don't use this device to disable Speakers in the Device usage dropdown list.



4. Click Apply, and then click OK.



QUESTION 116

Choose and reorder the correct steps to run Task Scheduler using the Windows interface.

Build List and Reorder:

Ordered List Title	Answer Choices Title
<div style="border: 1px solid gray; height: 125px; width: 100%;"></div>	<ul style="list-style-type: none"> Click System and Maintenance. Double-click Task Scheduler. Click Administrative Tools. Click the Start button. Click Control Panel.
<div style="display: flex; justify-content: center; gap: 10px;"> << Move Remove >> </div>	

Correct Answer:

- Click the Start button.
- Click Control Panel.
- Click System and Maintenance.
- Click Administrative Tools.
- Double-click Task Scheduler.

Section: (none)
Explanation

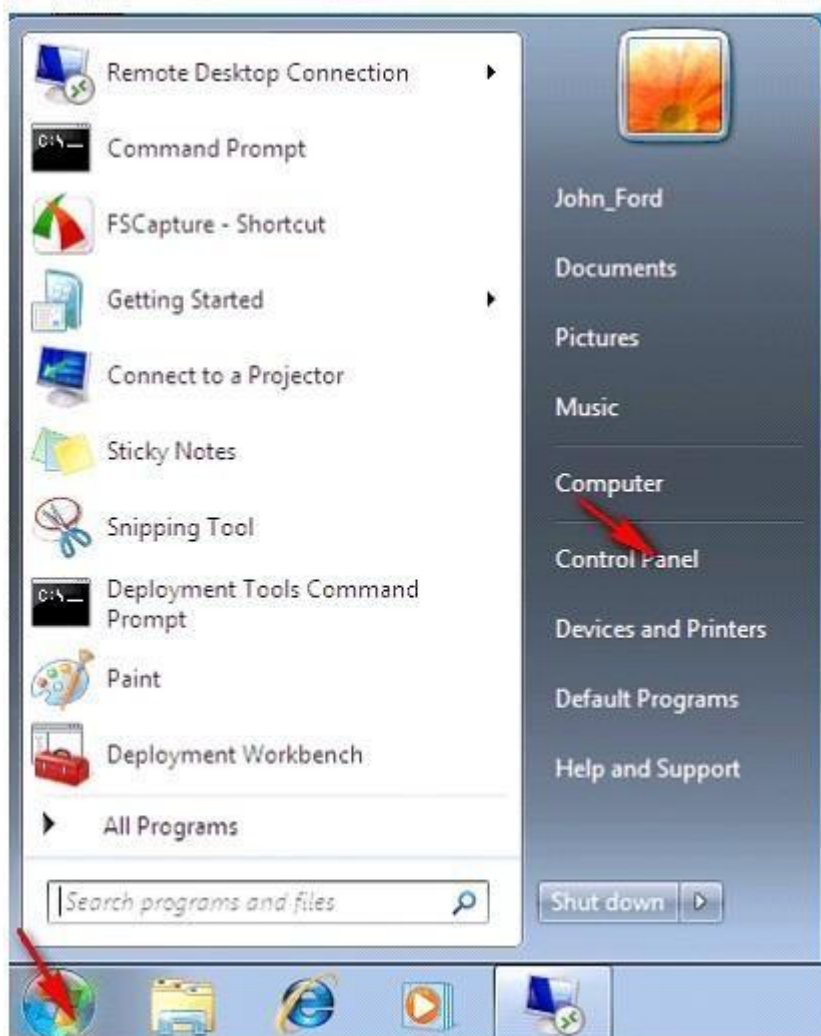
Explanation/Reference:

<div style="border: 1px solid gray; padding: 5px;"> <ul style="list-style-type: none"> Click the Start button. Click Control Panel. Click System and Maintenance. Click Administrative Tools. Double-click Task Scheduler. </div>	<div style="border: 1px solid gray; height: 297px; width: 100%;"></div>
--	---

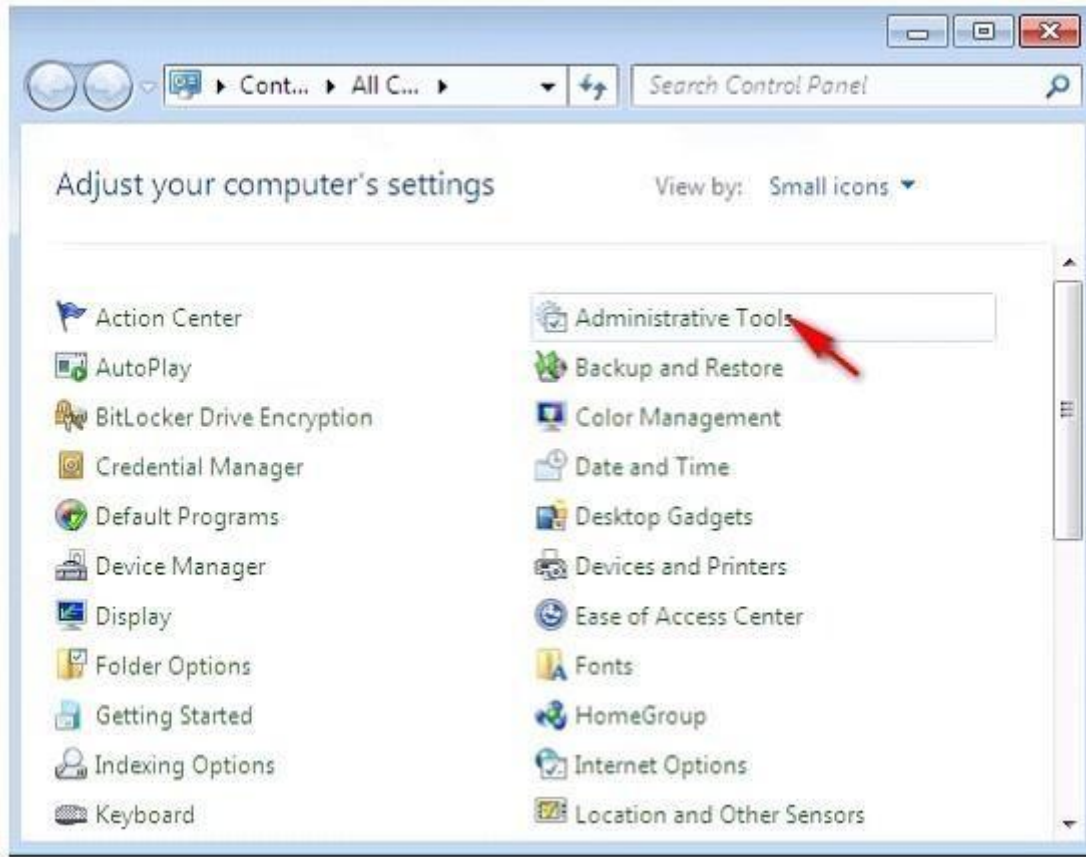
Explanation:

Take the following steps to run Task Scheduler using the Windows interface:

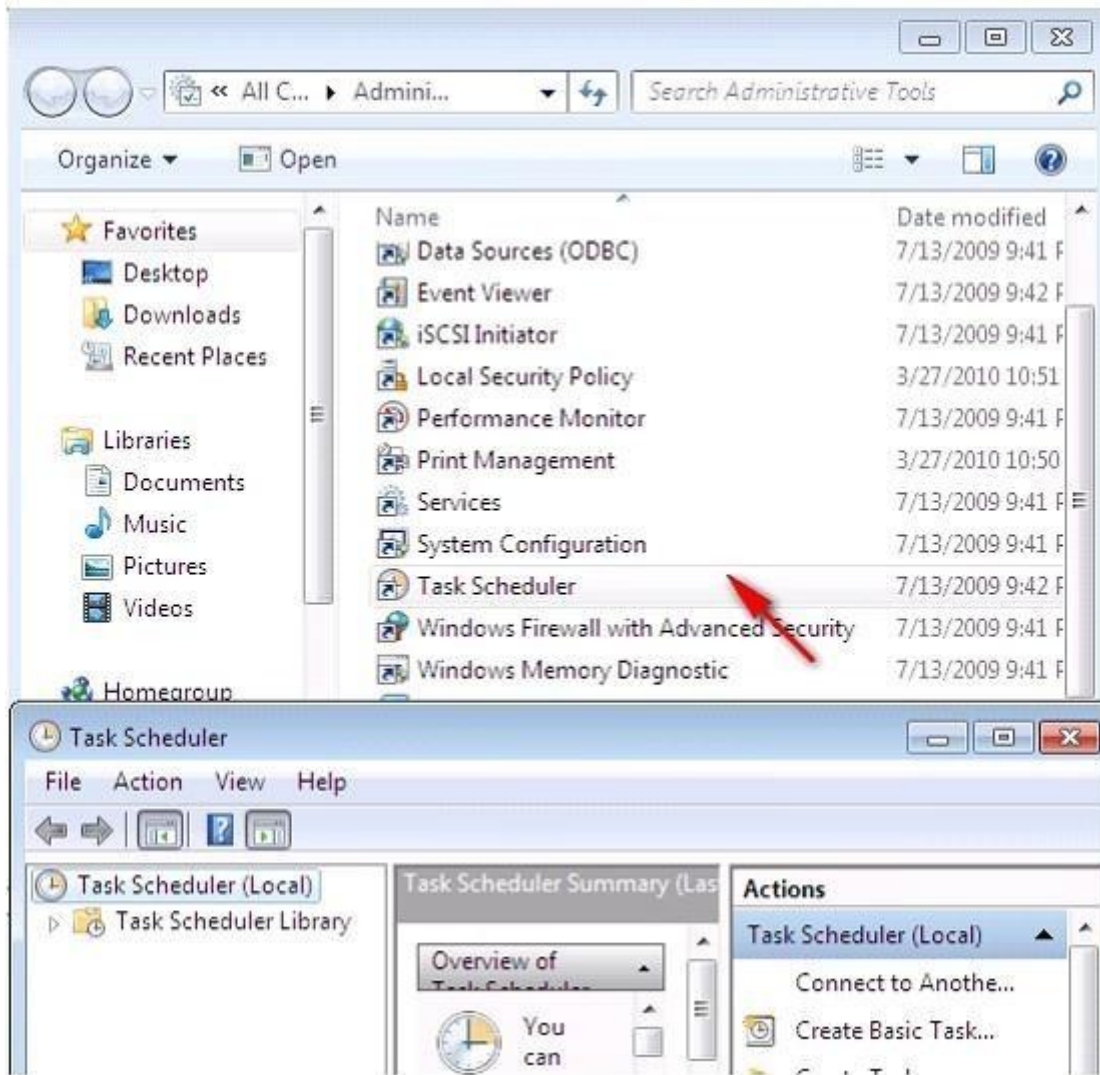
1. Click the Start button.
2. Click Control Panel.



3. Click System and Maintenance.
4. Click Administrative Tools.





5. Double-click Task Scheduler.



QUESTION 117

Choose and reorder the correct steps to restore gadgets to the default settings.

Build List and Reorder:

Ordered List Title	Answer Choices Title
 	Click Appearance and Personalization. Under Desktop tools, click restore devices Click Start and open Control Panel. Under Desktop Gadgets, click Restore Desktop Gadgets installed with Windows.
<input type="button" value=" << Move"/> <input type="button" value=" Remove >>"/>	

Correct Answer:

Click Start and open Control Panel.
Click Appearance and Personalization.
Under Desktop Gadgets, click Restore Desktop Gadgets installed with Windows.

Section: (none)
Explanation

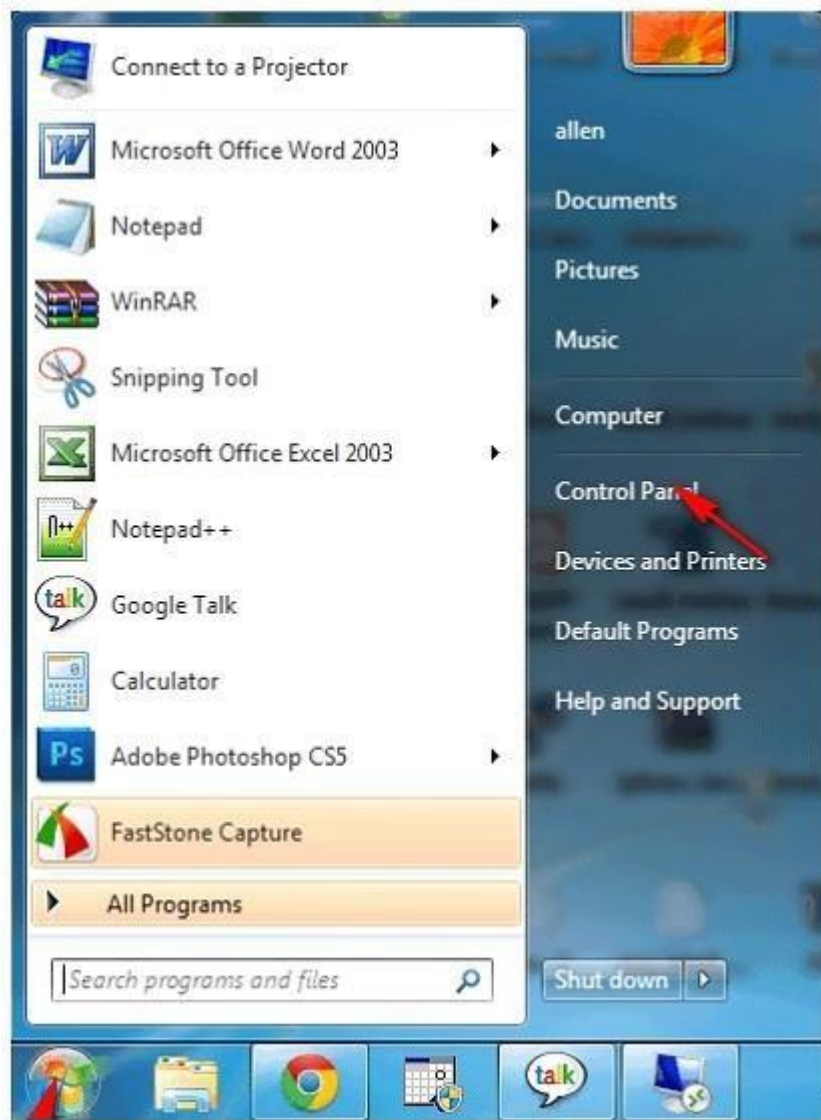
Explanation/Reference:



Explanation:

Take the following steps to restore gadgets to the default settings:

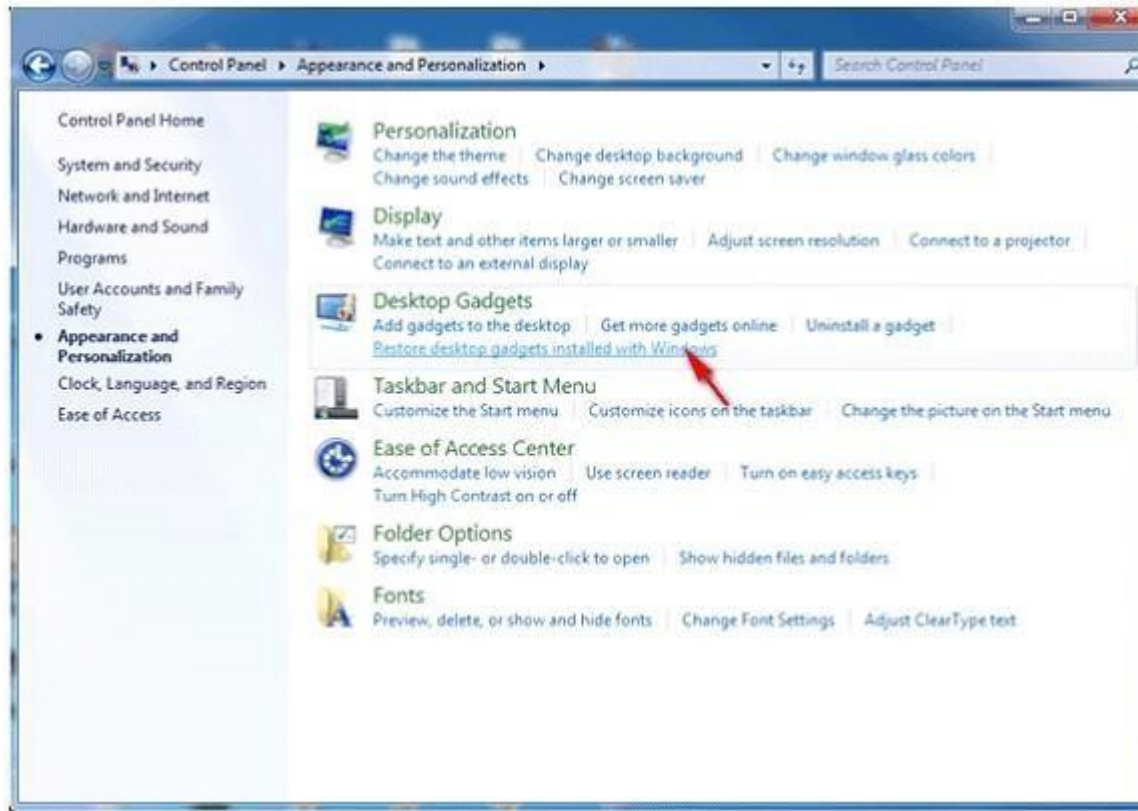
1. Click Start and open Control Panel.



2. In the Control Panel option, click Appearance and Personalization.




3. Under Desktop Gadgets, click Restore Desktop Gadgets installed with Windows.



QUESTION 118

Choose and reorder the steps to back up files and folders.

Build List and Reorder:

Ordered List Title	Answer Choices Title
	<p>In the System and Maintenance window, click Backup and Restore Center.</p> <p>Open Control Panel from the Start menu.</p> <p>In the Control Panel window, click System and Maintenance.</p> <p>In the Backup and Restore Center window, click the Back up files button.</p>
<p><< Move</p> <p>Remove >></p>	

Correct Answer:

Open Control Panel from the Start menu.

In the Control Panel window, click System and Maintenance.

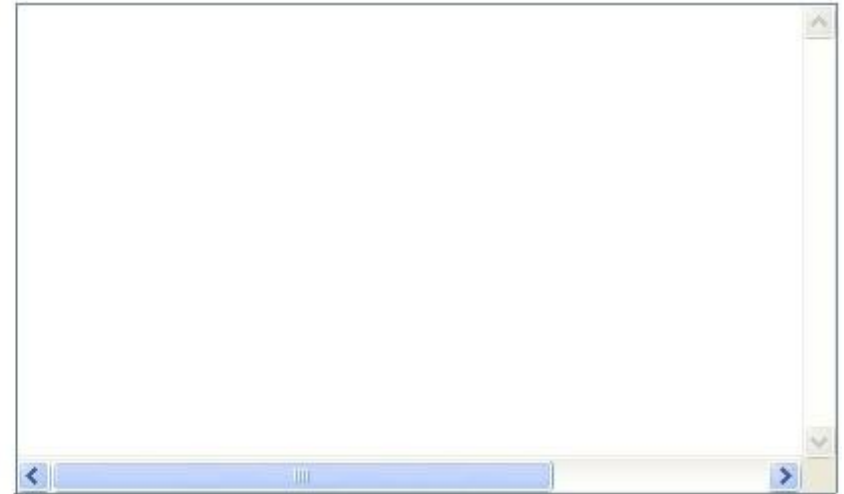
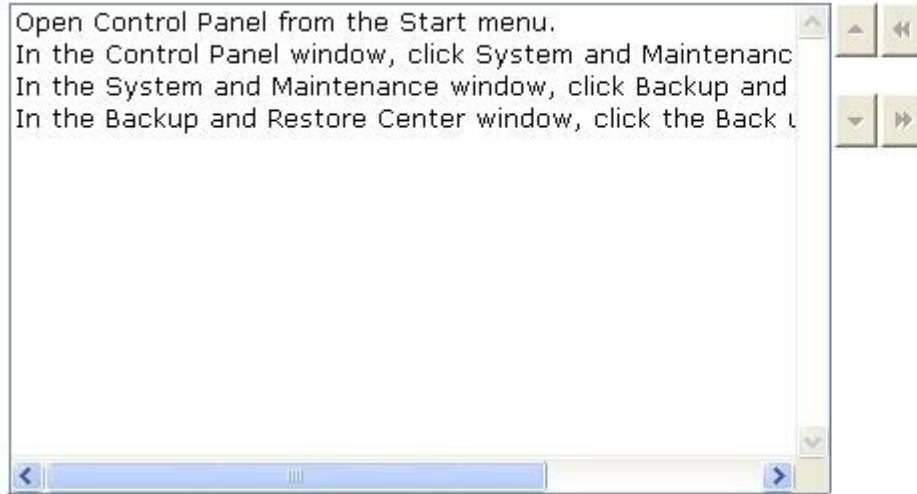
In the System and Maintenance window, click Backup and Restore Center.

In the Backup and Restore Center window, click the Back up files button.

Section: (none)

Explanation

Explanation/Reference:



Explanation:

The steps to back up files and folders are as follows:

1. Open Control Panel from the Start menu.



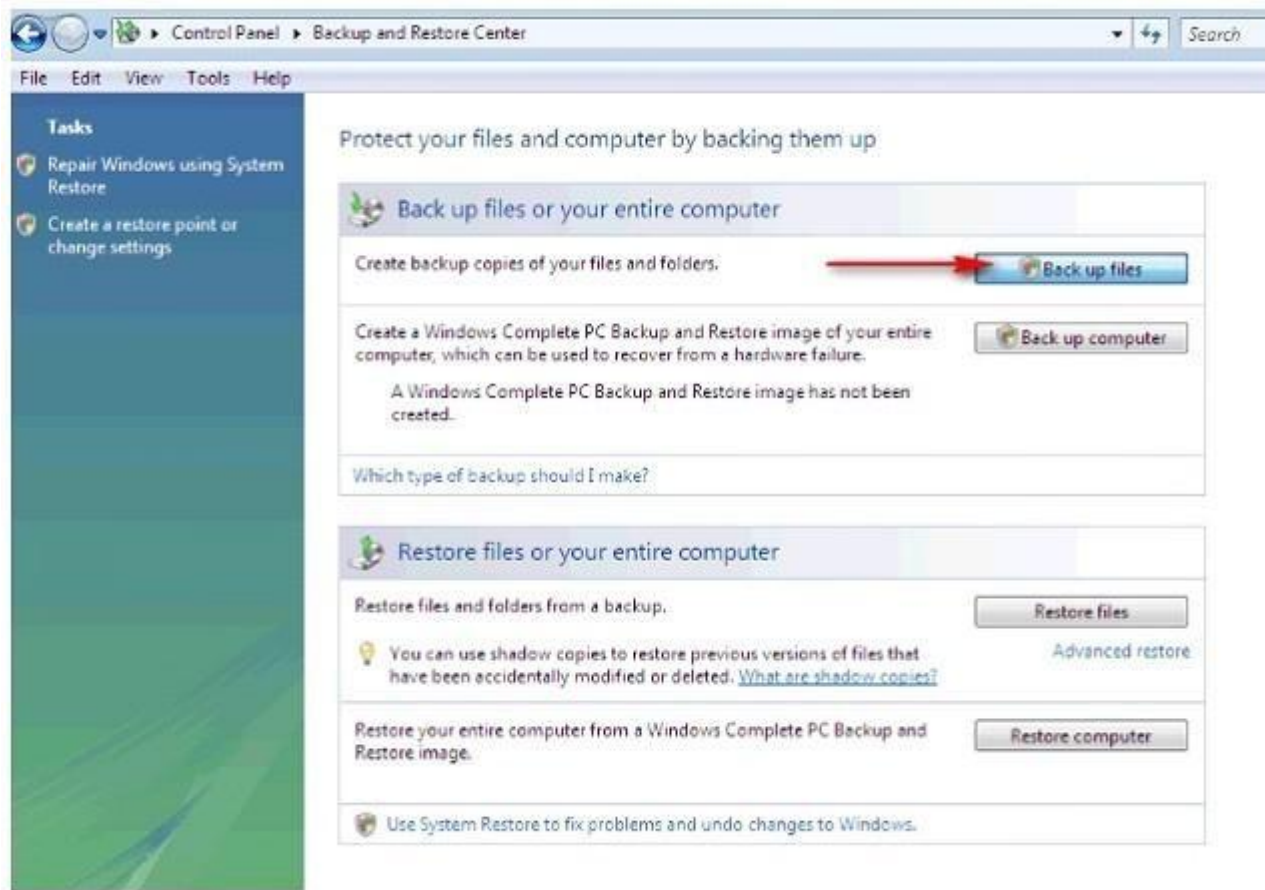
2. In the Control Panel window, click System and Maintenance.



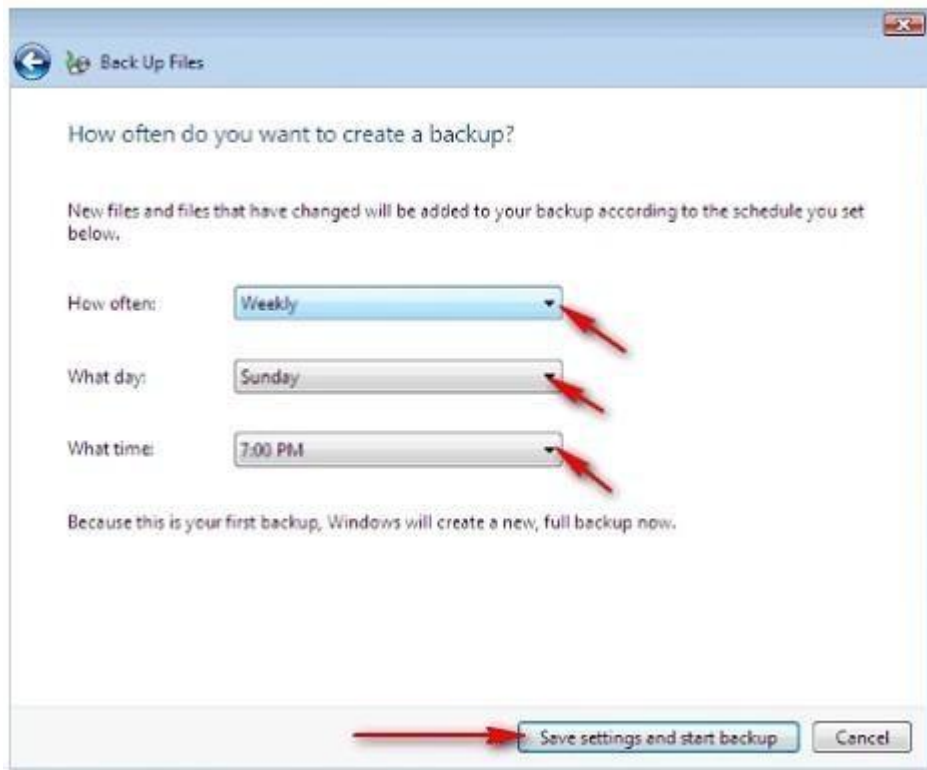
3. In the System and Maintenance window, click Backup and Restore Center.



4. In the Backup and Restore Center window, click the Back up files button.



5. The Back Up Files wizard will start. Follow the steps of wizard. In the last window of the wizard, choose a schedule, and then click the Save settings and start backup button.




Note: Choosing the schedule of the backup, the computer will automatically backup files and folders on the selected schedule.

QUESTION 119

Choose and reorder the correct steps to turn Public folder sharing on or off.

Build List and Reorder:

Ordered List Title	Answer Choices Title
	<p>Under Public folder sharing, select Turn on sharing so anyone with network access can read and write files in the Public folders.</p> <p>Click the chevron to expand the current network profile.</p> <p>Click Save changes.</p> <p>Click the Start button, then click Control Panel.</p> <p>In the search box, type network, click Network and Sharing Center, and then click Change advanced sharing settings.</p>
<p><< Move</p> <p>Remove >></p>	

Correct Answer:

Click the Start button, then click Control Panel.

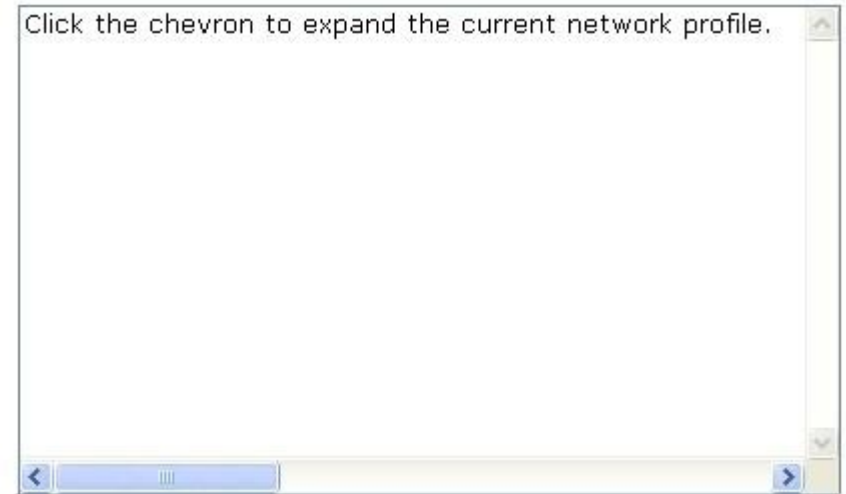
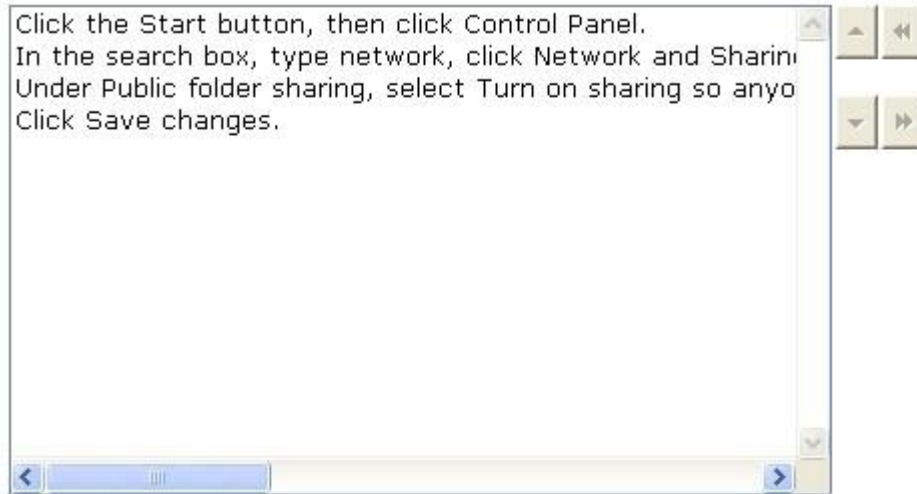
In the search box, type network, click Network and Sharing Center, and then click Change advanced sharing settings.

Under Public folder sharing, select Turn on sharing so anyone with network access can read and write files in the Public folders.

Click Save changes.

Section: (none)
Explanation

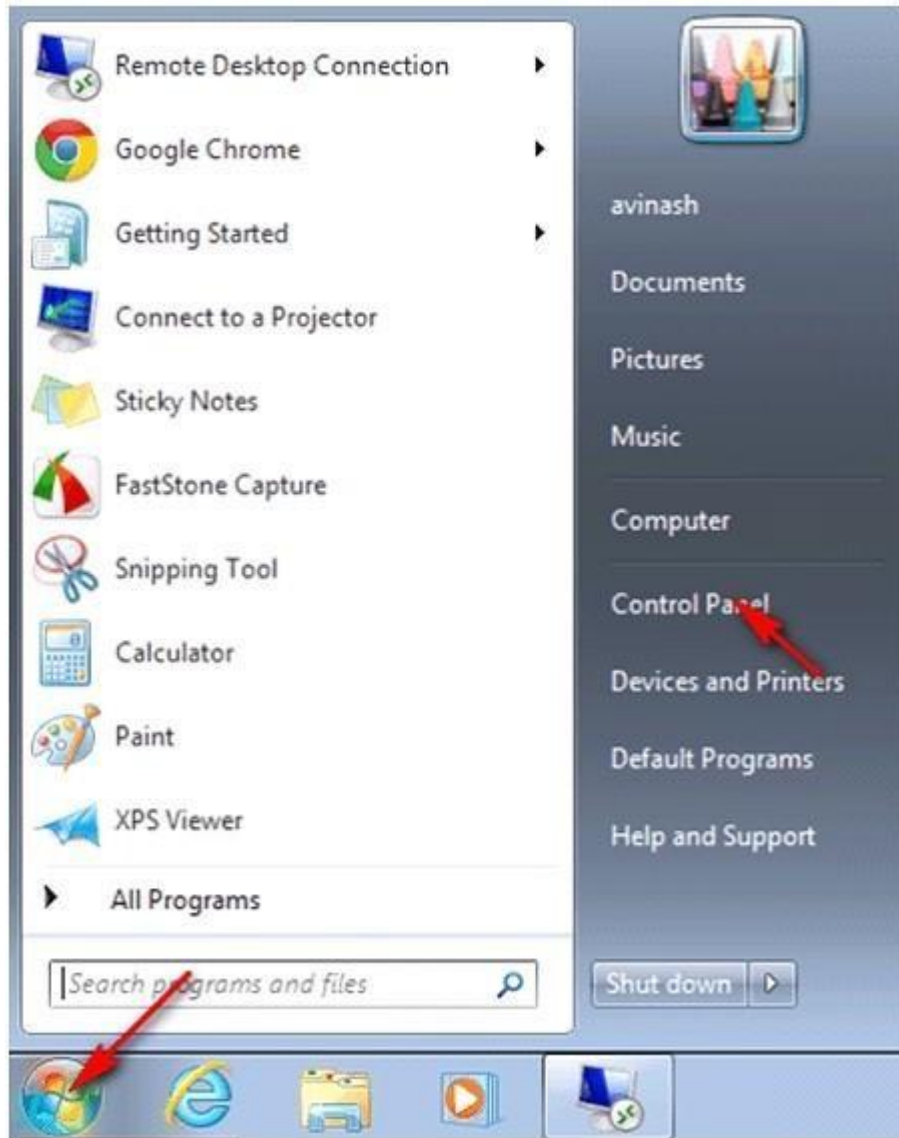
Explanation/Reference:



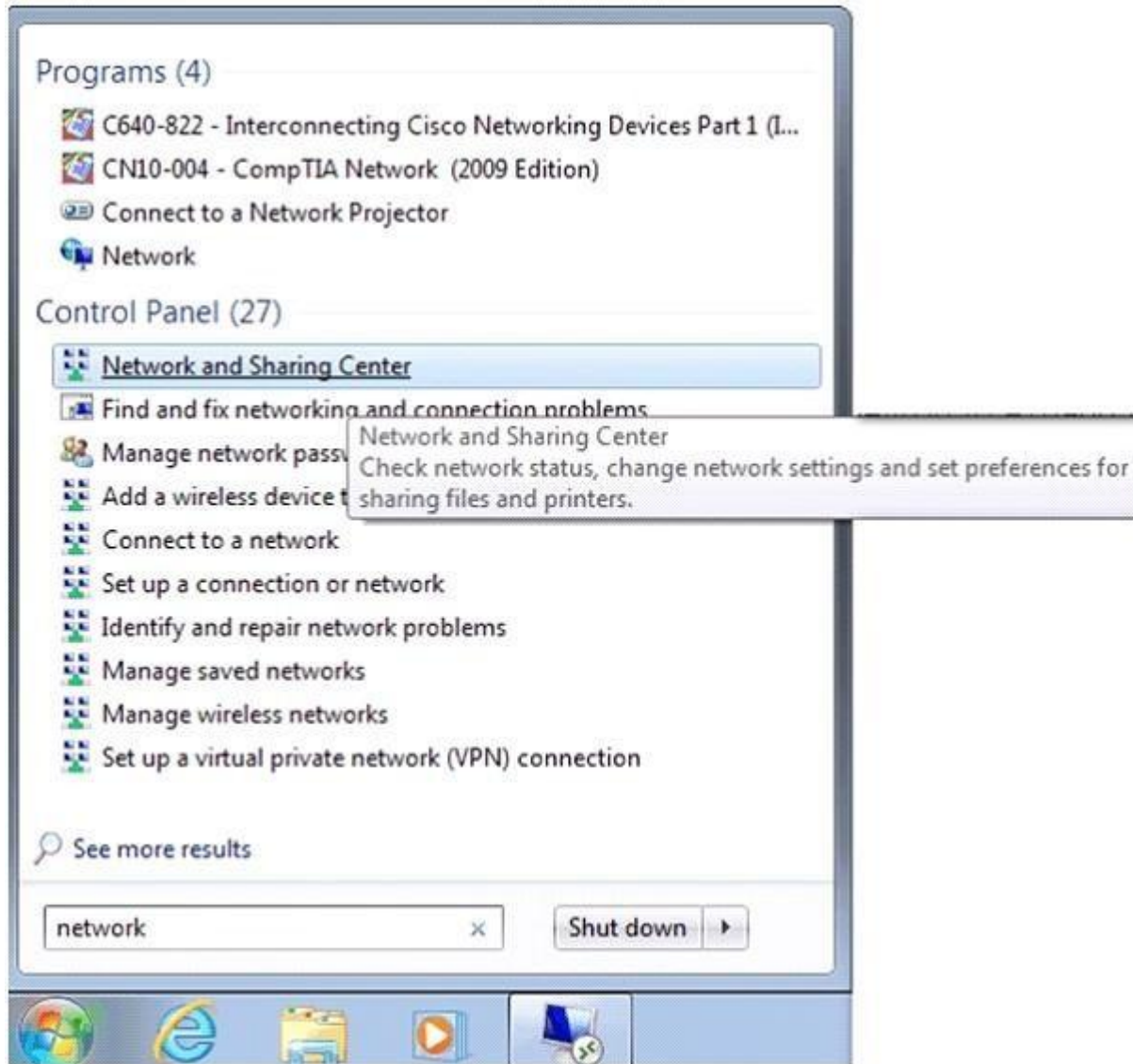
Explanation:

Take the following steps to turn Public folder sharing on or off:

1. Click the Start button, then click Control Panel.



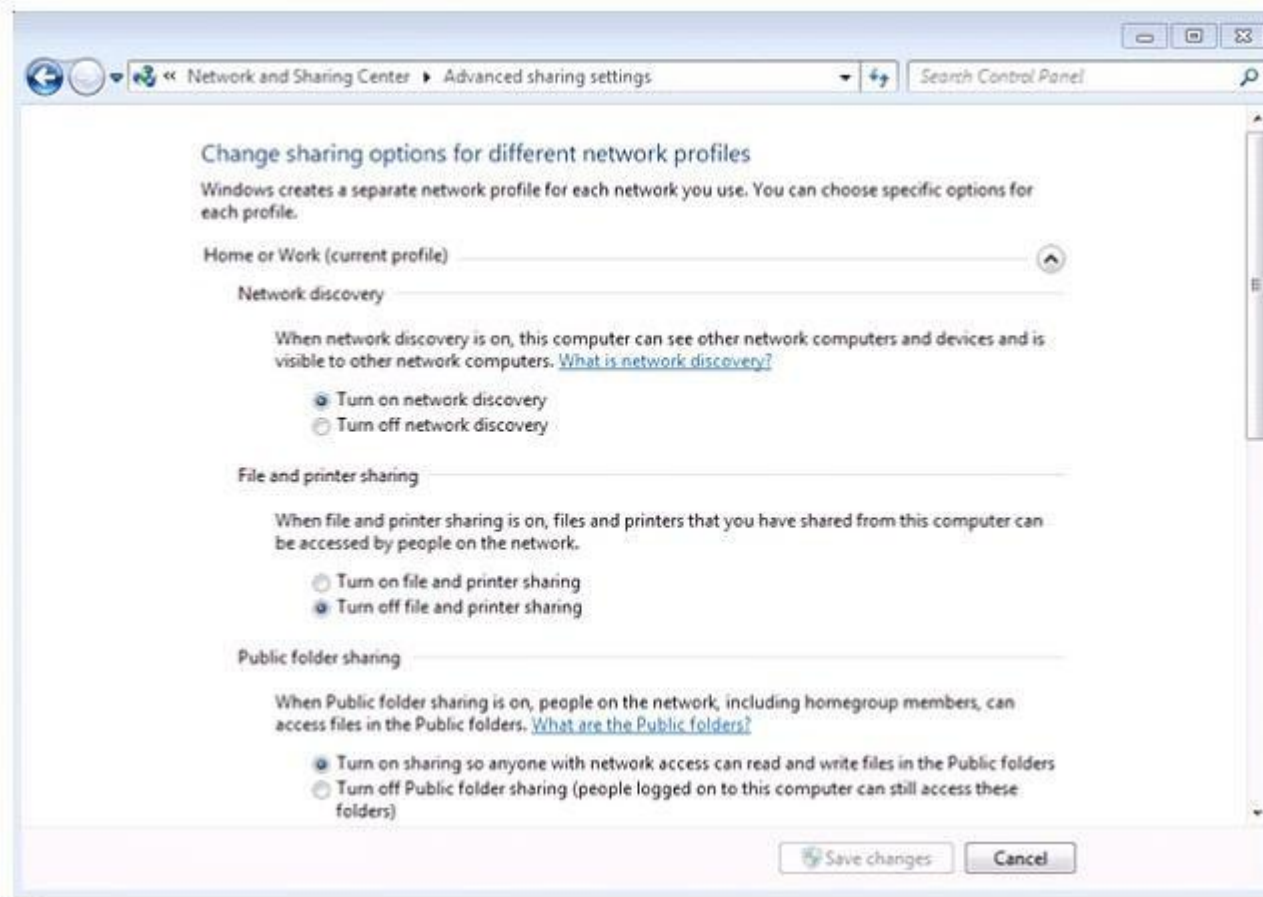
2. In the search box, type network, click Network and Sharing Center, and then click Change advanced sharing settings.



3. Under Public folder sharing, select one of the following options:

Turn on sharing so anyone with network access can read and write files in the Public folders
Turn off Public folder sharing


4. Click Save changes.



QUESTION 120

Choose and reorder the correct steps to change a network location type.

Build List and Reorder:

Ordered List Title	Answer Choices Title
	<p>Click the Start button and open Control Panel.</p> <p>Click Network and Internet, and then click Network and Sharing Center to open Network and Sharing Center.</p> <p>Log on to the network.</p> <p>Click Customize, and then click either Public (for "Public place" networks) or Private (for "Home" or "Work" networks). If you are prompted for an administrator password or confirmation, type the password or provide confirmation</p>
<p><< Move</p> <p>Remove >></p>	

Correct Answer:

Log on to the network.

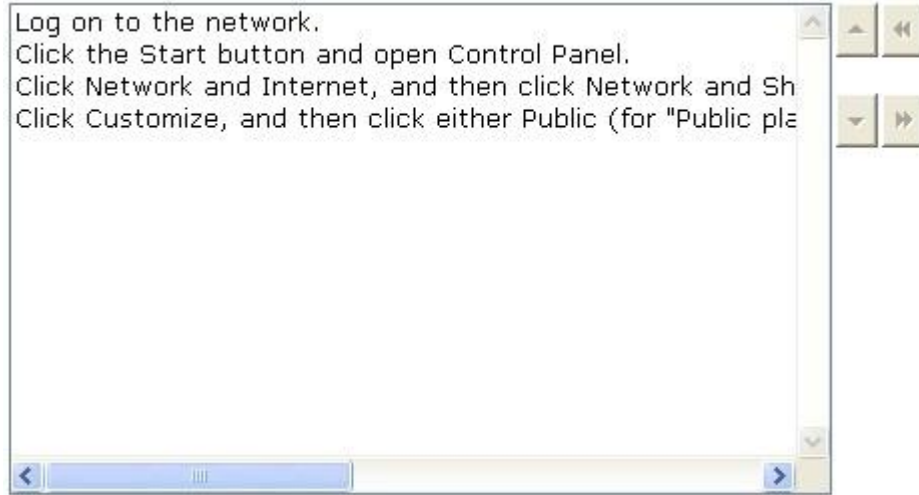
Click the Start button and open Control Panel.

Click Network and Internet, and then click Network and Sharing Center to open Network and Sharing Center.

Click Customize, and then click either Public (for "Public place" networks) or Private (for "Home" or "Work" networks). If you are prompted for an administrator password or confirmation, type the password or provide confirmation

Section: (none)
Explanation

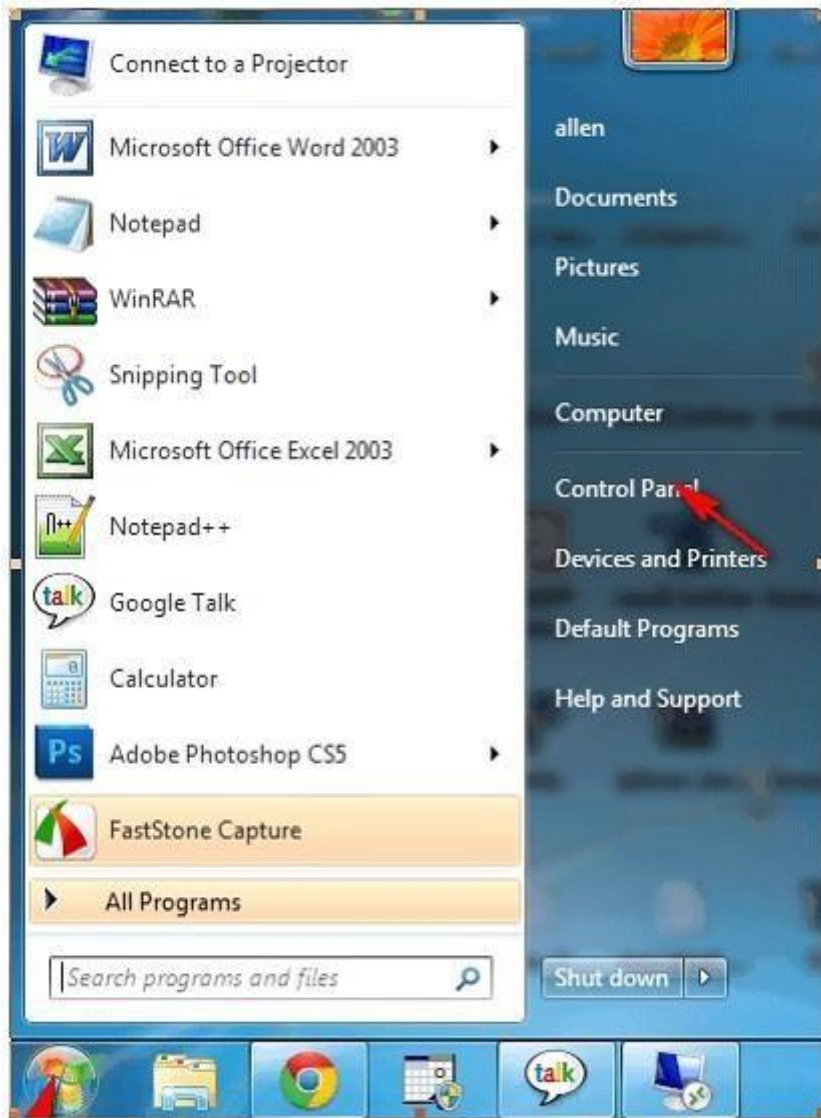
Explanation/Reference:



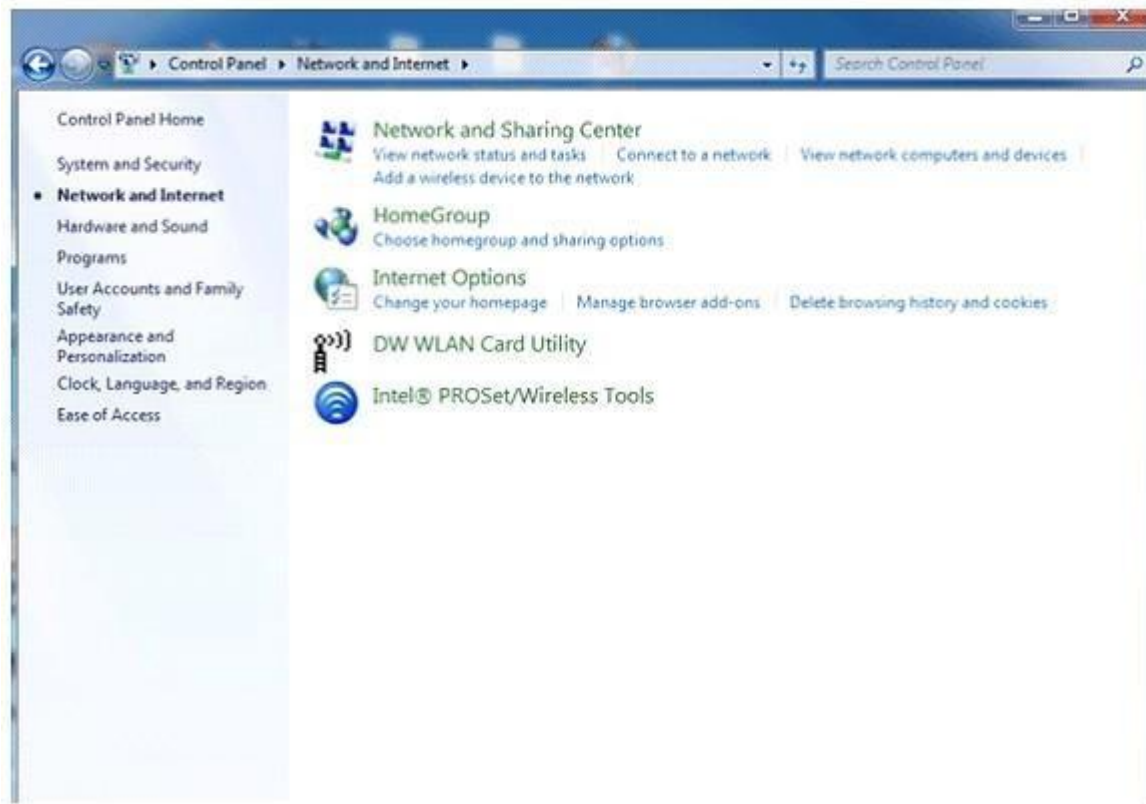
Explanation:

Take the following steps to change a network location type:

1. Log on to the network.
2. Click the Start button and open Control Panel.



3. In the Control Panel option, click Network and Internet, and then click Network and Sharing Center to open Network and Sharing Center.




4. Click Customize, and then click either Public (for "Public place" networks) or Private (for "Home" or "Work" networks). If you are prompted for an administrator password or confirmation, type the password or provide confirmation.
5. Click Next, and then click Close.

QUESTION 121

Choose and reorder the correct steps to create a wireless network profile.

Build List and Reorder:

Ordered List Title	Answer Choices Title
	<p>Click the Start button and open Control Panel.</p> <p>Click Network and Internet, and then click Network and Sharing Center to open Network and Sharing Center.</p> <p>Log in to the network.</p> <p>Click Customize, and then click either Public (for "Public places") or</p>
<p><< Move</p> <p>Remove >></p>	

Correct Answer:

Log in to the network.

Click the Start button and open Control Panel.

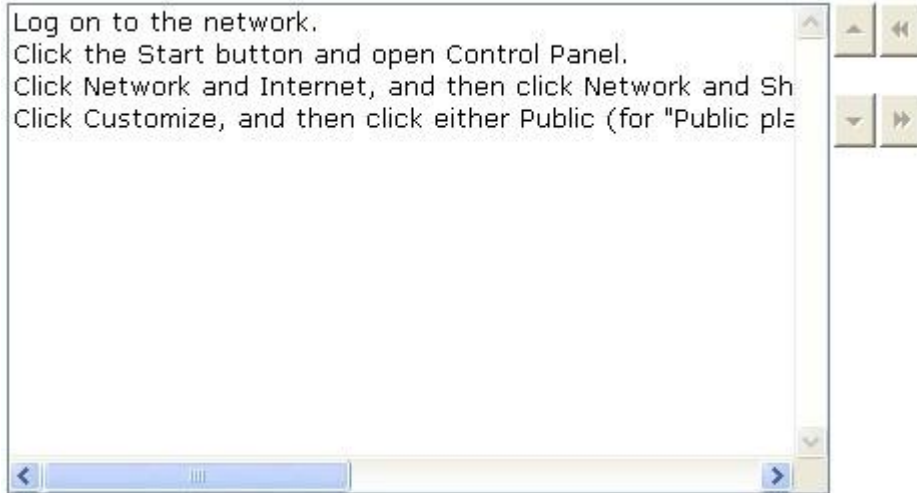
Click Network and Internet, and then click Network and Sharing Center to open Network and Sharing Center.

Click Customize, and then click either Public (for "Public places") or

Section: (none)

Explanation

Explanation/Reference:



Explanation:

Take the following steps to create a wireless network profile:

1. Click the network icon to open Connect to a Network.
2. Click Unnamed Network.
3. Click Connect, and then type the network information.

QUESTION 122

Choose and reorder the correct steps to create a system recovery disk in Windows 7.

Build List and Reorder:

Ordered List Title	Answer Choices Title
<p>▲</p> <p>▼</p>	<p>Insert a blank CD in the DVD, and then click Create Disk.</p> <p>The disc is created in a few seconds.</p> <p>After loading the files, choose the language, and then click the Next button.</p> <p>In order to check, reboot the system on the DVD player.</p> <p>Windows 7 installed the system is found. Click the Next button.</p> <p>Go to Control Panel, click System and Security, and then click Backup and Restore .</p> <p>In the left pane, click Create a system recovery disk.</p>
<p><< Move</p> <p>Remove >></p>	

Correct Answer:

Go to Control Panel, click System and Security, and then click Backup and Restore .

In the left pane, click Create a system recovery disk.

Insert a blank CD in the DVD, and then click Create Disk.

The disc is created in a few seconds.

In order to check, reboot the system on the DVD player.

After loading the files, choose the language, and then click the Next button.

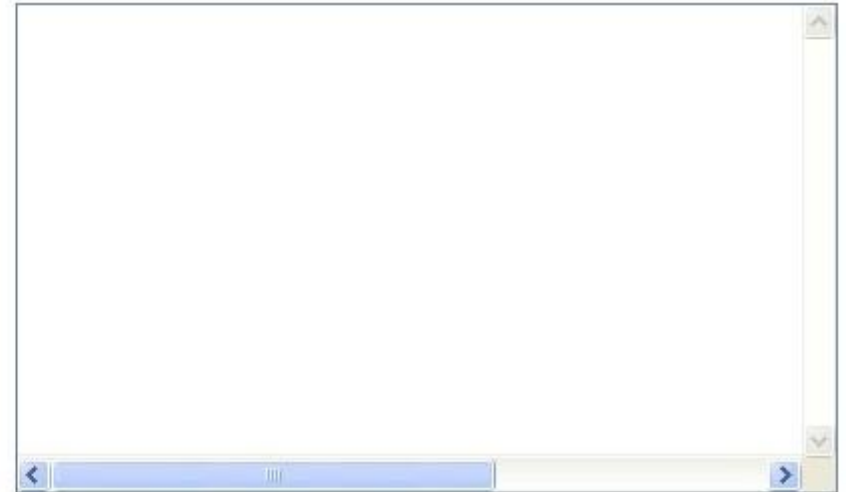
Windows 7 installed the system is found. Click the Next button.

Section: (none)

Explanation

Explanation/Reference:

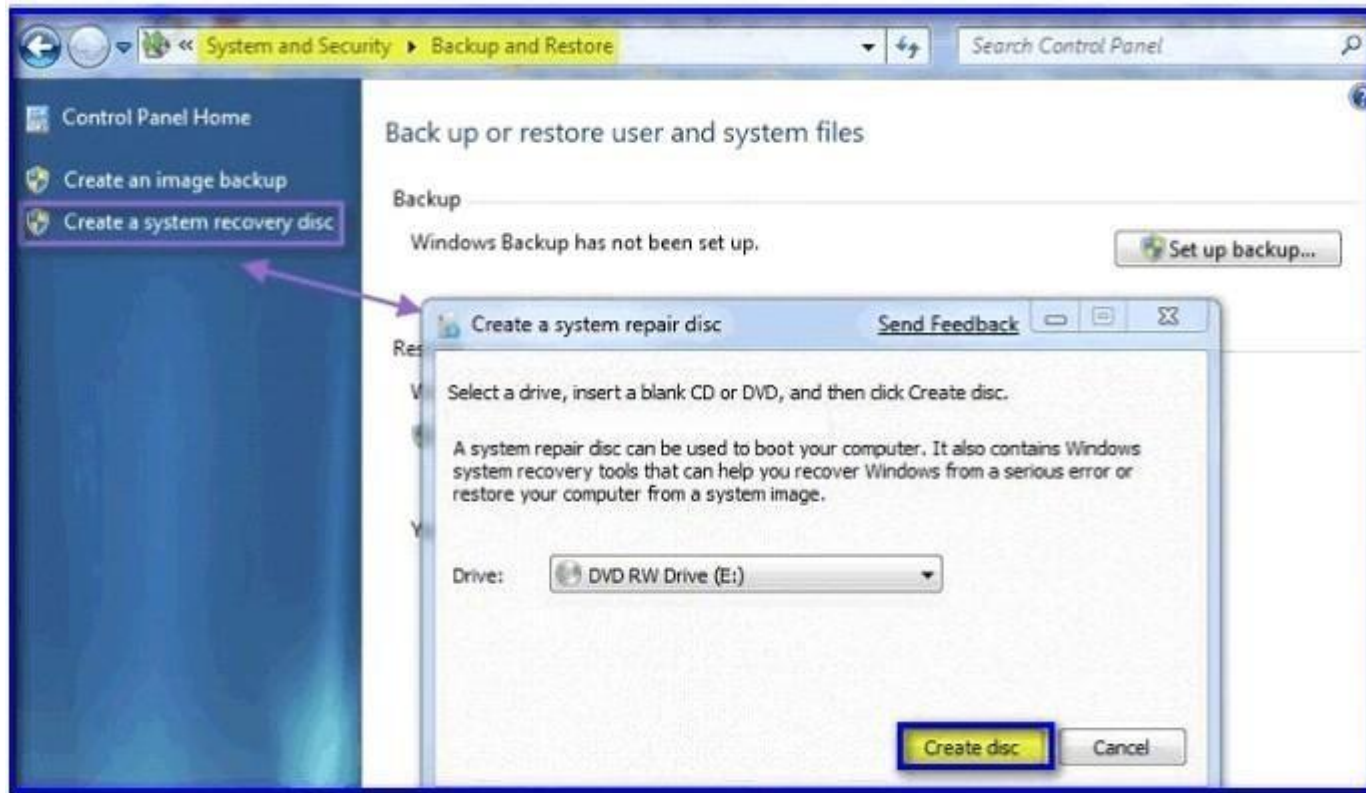
Go to Control Panel, click System and Security, and then click Backup and Restore.
In the left pane, click Create a system recovery disk.
Insert a blank CD in the DVD, and then click Create Disk.
The disc is created in a few seconds.
In order to check, reboot the system on the DVD player.
After loading the files, choose the language, and then click Next.
Windows 7 installed the system is found. Click the Next button.



Explanation:

Take the following steps to create a system recovery disk in Windows 7:

1. Go to Control Panel, click System and Security, and then click Backup and Restore .
2. In the left pane, click Create a system recovery disk.
3. Insert a blank CD in the DVD, and then click Create Disk.



4. The disc is created in a few seconds.



5. In order to check, reboot the system on the DVD player.
6. After loading the files, choose the language, and then click the Next button.
7. Windows 7 installed the system is found. Click the Next button.



8. The recovery tools appear:



QUESTION 123

Choose and reorder the correct steps to turn off and then turn on the Windows Gadgets Platform.

Build List and Reorder:

Ordered List Title	Answer Choices Title
<div style="border: 1px solid gray; height: 100px; width: 100%;"></div>	<div style="border: 1px solid gray; padding: 5px;"> <p>Click to clear the Windows Gadgets Platform check box.</p> <p>Click Turn Windows features on or off.</p> <p>Click Start, click Control Panel, and then click Programs.</p> <p>Double-click Task Scheduler.</p> </div>
<div style="border: 1px solid gray; padding: 2px; display: inline-block; margin: 2px;"><< Move</div> <div style="border: 1px solid gray; padding: 2px; display: inline-block; margin: 2px;">Remove >></div>	

Correct Answer:

Click Start, click Control Panel, and then click Programs.

Click Turn Windows features on or off.

Click to clear the Windows Gadgets Platform check box.

Section: (none)
Explanation

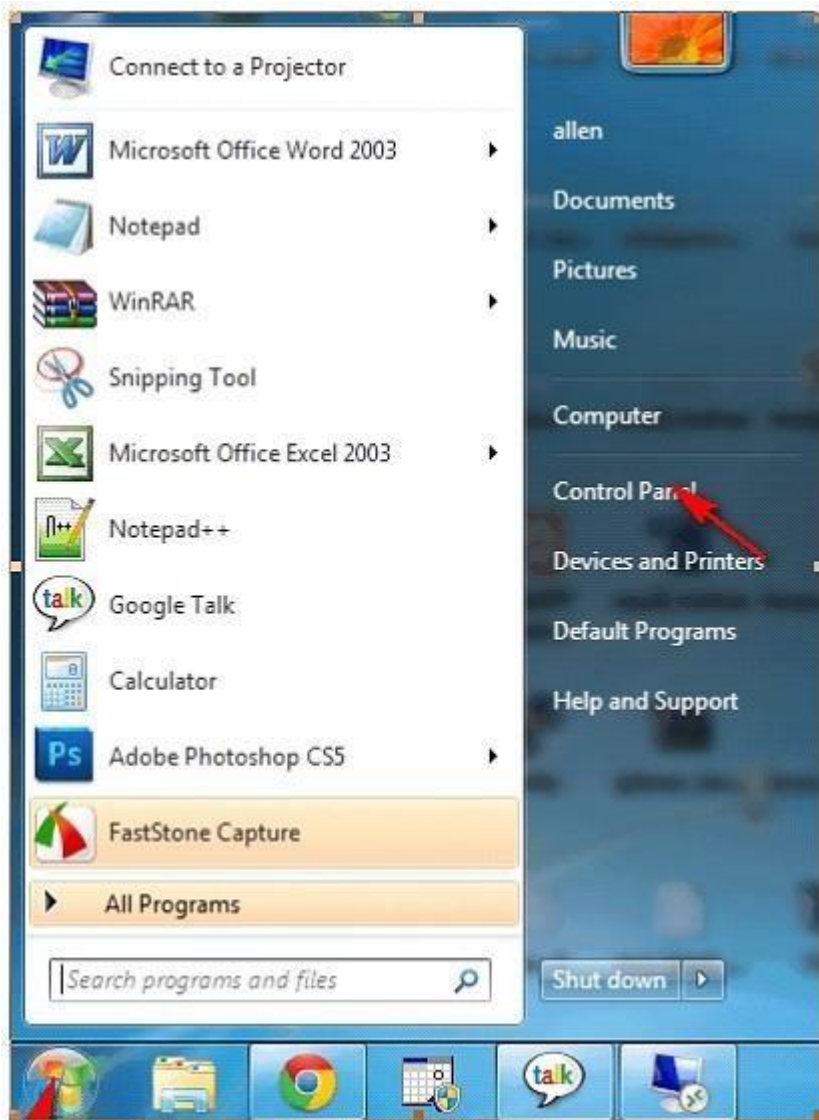
Explanation/Reference:

<div style="border: 1px solid gray; padding: 5px;"> <p>Click Start, click Control Panel, and then click Programs.</p> <p>Click Turn Windows features on or off.</p> <p>Click to clear the Windows Gadgets Platform check box.</p> </div>	<div style="border: 1px solid gray; padding: 5px;"> <p>Double-click Task Scheduler.</p> </div>
--	--

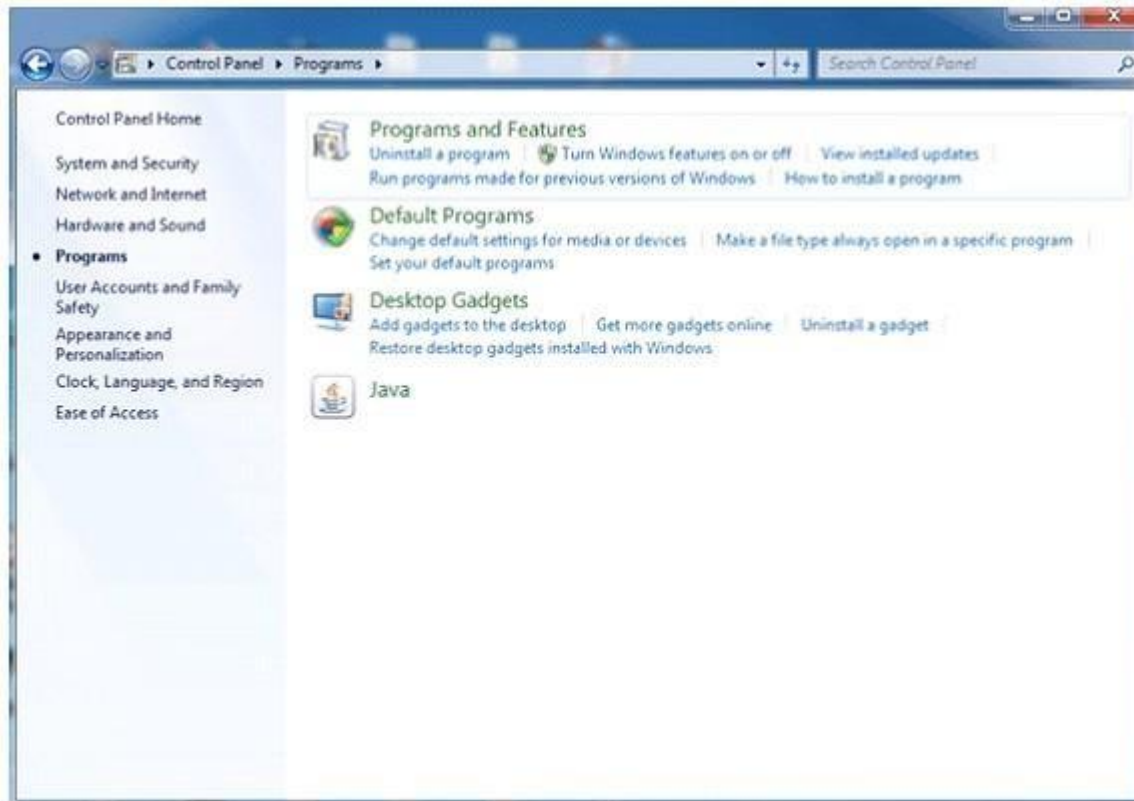
Explanation:

Take the following steps to turn off and then turn on the Windows Gadgets Platform:

1. Click Start, click Control Panel, and then click Programs.



2. Under Programs and Features, click Turn Windows features on or off.




3. Click to clear the Windows Gadgets Platform check box.



QUESTION 124

Choose and reorder the correct steps to share files and folders on a homegroup.

Build List and Reorder:

Ordered List Title	Answer Choices Title
	<p>Click Change advanced sharing settings.</p> <p>Choose Homegroup (Read), Homegroup (Read/Write) or Specific people</p> <p>Click Network and Sharing Center.</p> <p>Right-click the item you want to share, and then click Share with.</p>
<p><< Move</p> <p>Remove >></p>	

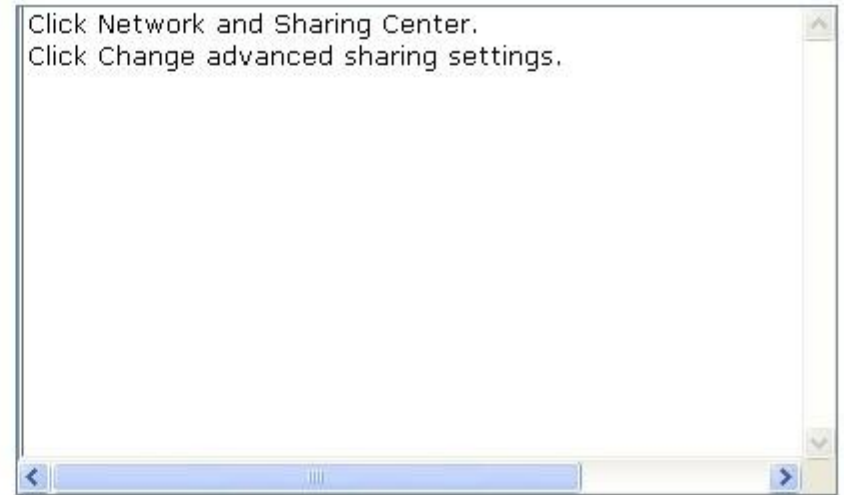
Correct Answer:

Right-click the item you want to share, and then click Share with.

Choose Homegroup (Read), Homegroup (Read/Write) or Specific people

Section: (none)
Explanation

Explanation/Reference:



Explanation:

Take the following steps to share files and folders on a homegroup:

1. Right-click the item you want to share, and then click Share with.



2. Choose one of the following options:

Homegroup (Read): It shares the item with the entire homegroup. People in the homegroup can only open the item.

Homegroup members cannot modify or delete it.

Homegroup (Read/Write): It shares the item with the entire homegroup and lets them open, modify, or delete it.


Specific people: It opens the File Sharing wizard, which allows you to select individual people to share items with.



QUESTION 125

Choose and reorder the steps to view effective permissions on files and folders.

Build List and Reorder:

Ordered List Title	Answer Choices Title
	<p data-bbox="1157 1011 1556 1097">Click Advanced, click the Effective Permissions tab, and then click Select.</p> <p data-bbox="1157 1114 1535 1203">Right-click the file or folder, click Properties, and then click the Security tab.</p> <p data-bbox="1157 1219 1556 1308">In Enter the object name to select, enter the name of a user or group, and then click OK.</p> <p data-bbox="1157 1325 1577 1414">Open Windows Explorer, and then locate the file or folder for which you want to view effective permissions.</p>
<p data-bbox="1010 1162 1125 1187"><< Move</p> <p data-bbox="999 1211 1136 1235">Remove >></p>	

Correct Answer:

Open Windows Explorer, and then locate the file or folder for which you want to view effective permissions.

Right-click the file or folder, click Properties, and then click the Security tab.

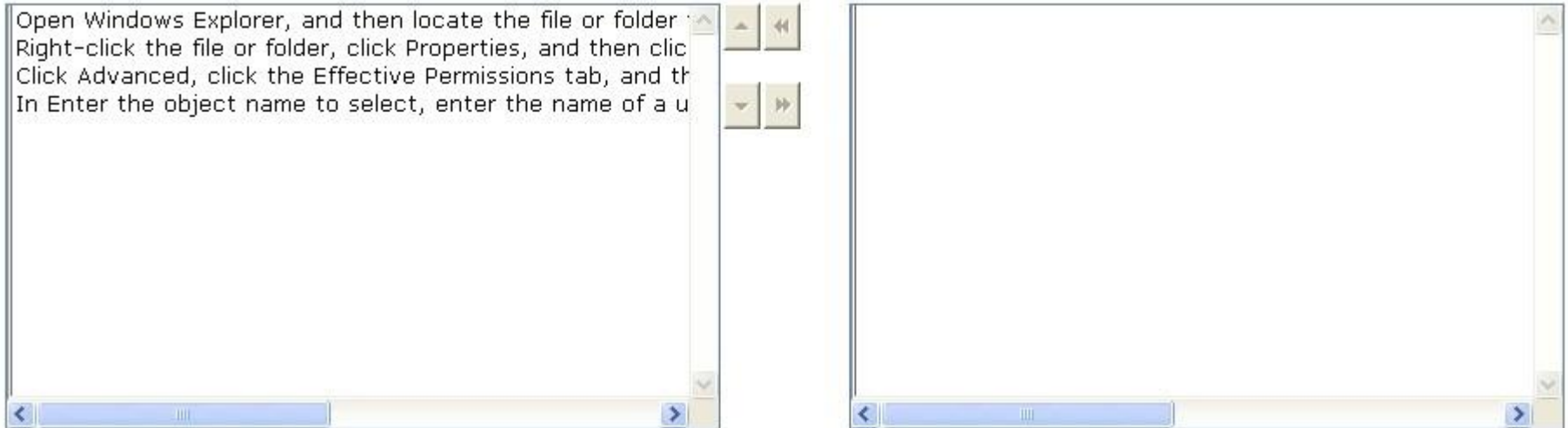
Click Advanced, click the Effective Permissions tab, and then click Select.

In Enter the object name to select, enter the name of a user or group, and then click OK.

Section: (none)

Explanation

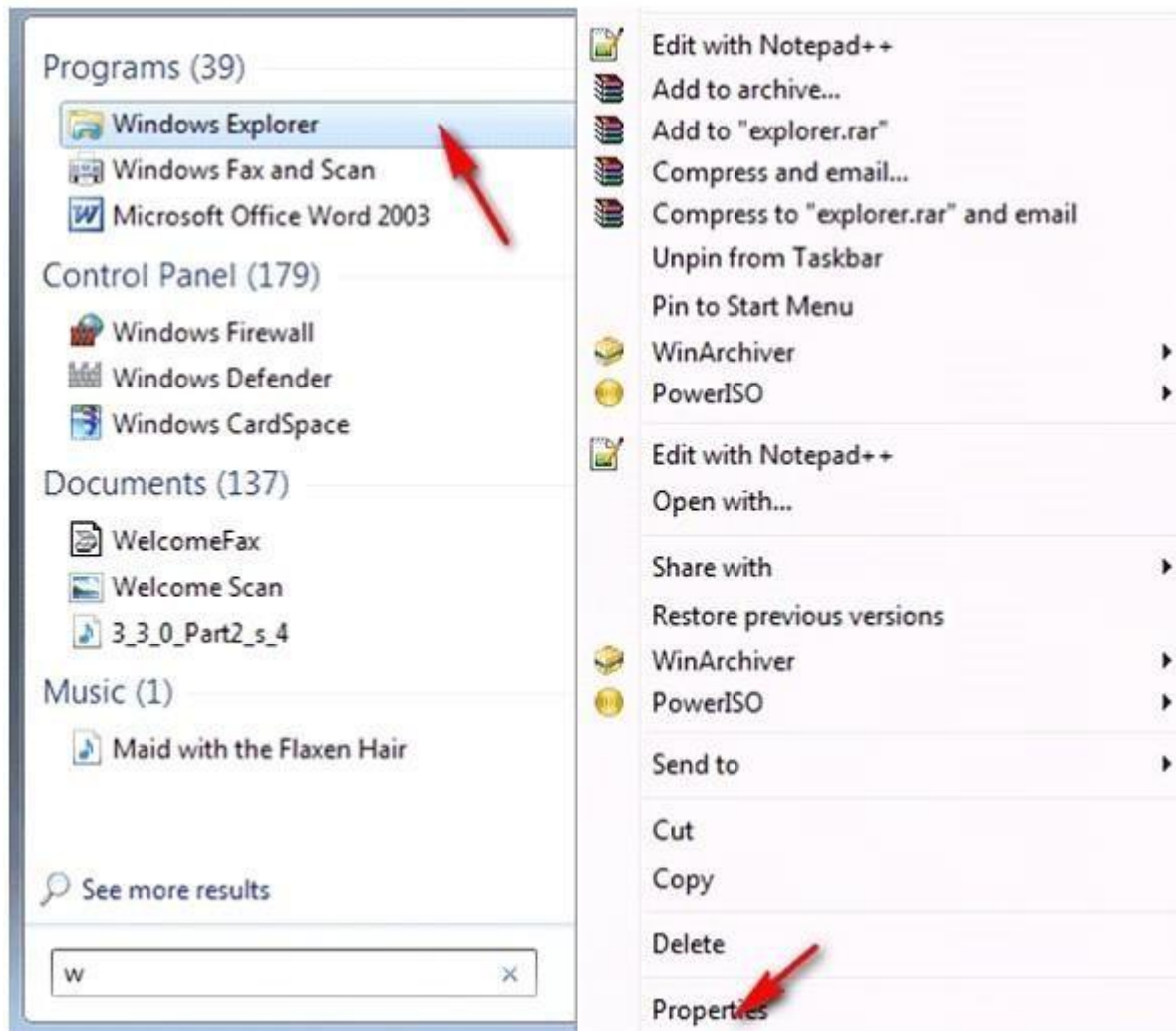
Explanation/Reference:



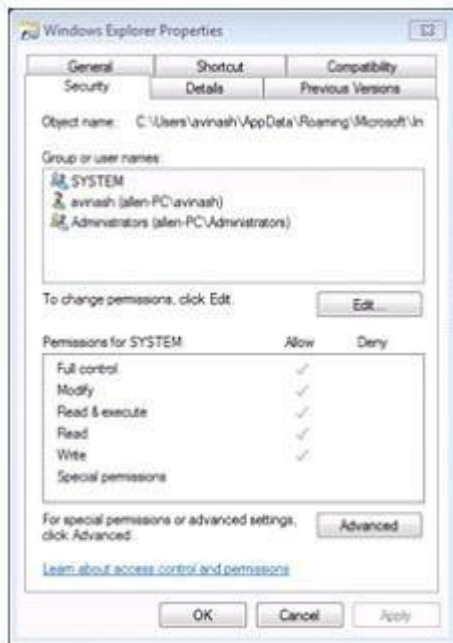
Explanation:

Take the following steps to view effective permissions on files and folders:

1. Open Windows Explorer, and then locate the file or folder for which you want to view effective permissions.
2. Right-click the file or folder, click Properties, and then click the Security tab.

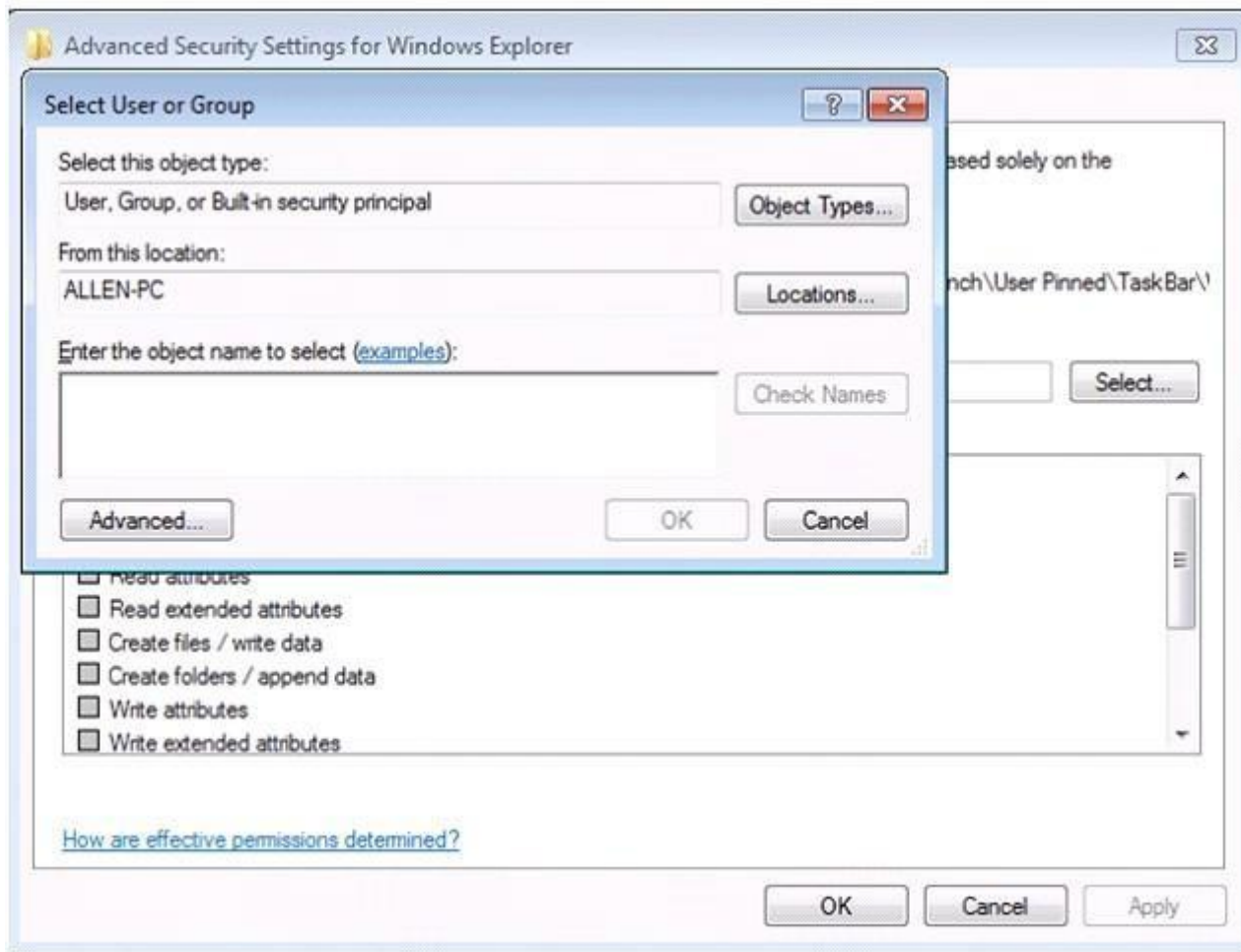


3. Click Advanced, click the Effective Permissions tab, and then click Select.






4. In Enter the object name to select, enter the name of a user or group, and then click OK.



QUESTION 126

Choose and reorder the steps to restore a system.

Build List and Reorder:

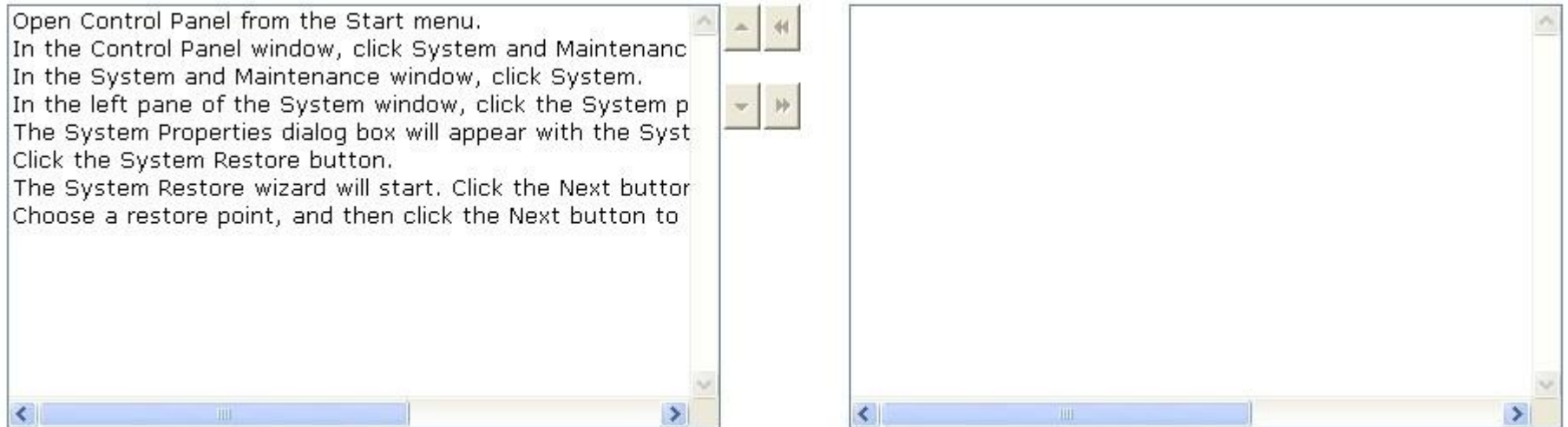
Ordered List Title	Answer Choices Title
	<p>The System Properties dialog box will appear with the System Protection tab selected.</p> <p>Click the System Restore button.</p> <p>The System Restore wizard will start. Click the Next button to go to the next page.</p> <p>In the Control Panel window, click System and Maintenance.</p> <p>In the System and Maintenance window, click System.</p> <p>Open Control Panel from the Start menu.</p> <p>Choose a restore point, and then click the Next button to start system restore.</p> <p>In the left pane of the System window, click the System protection link.</p>

Correct Answer:

Open Control Panel from the Start menu.
In the Control Panel window, click System and Maintenance.
In the System and Maintenance window, click System.
In the left pane of the System window, click the System protection link.
The System Properties dialog box will appear with the System Protection tab selected.
Click the System Restore button.
The System Restore wizard will start. Click the Next button to go to the next page.
Choose a restore point, and then click the Next button to start system restore.

Section: (none)
Explanation

Explanation/Reference:



Explanation:
The steps to restore a system are as follows:
1. Open Control Panel from the Start menu.



2. In the Control Panel window, click System and Maintenance.



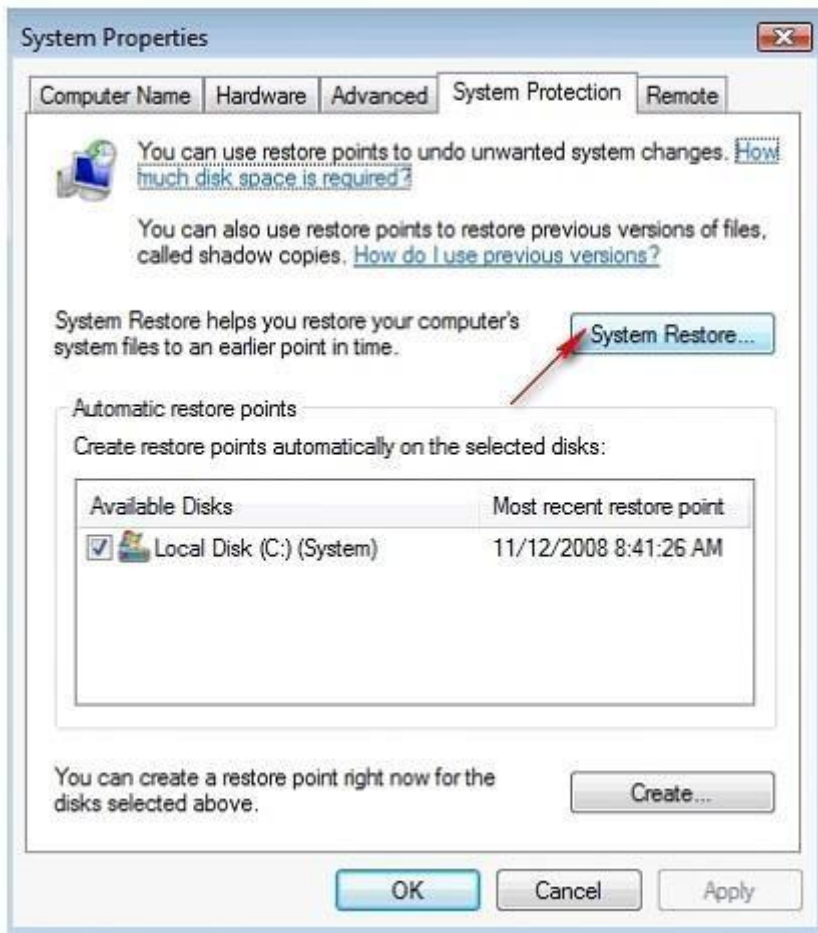
3. In the System and Maintenance window, click System.



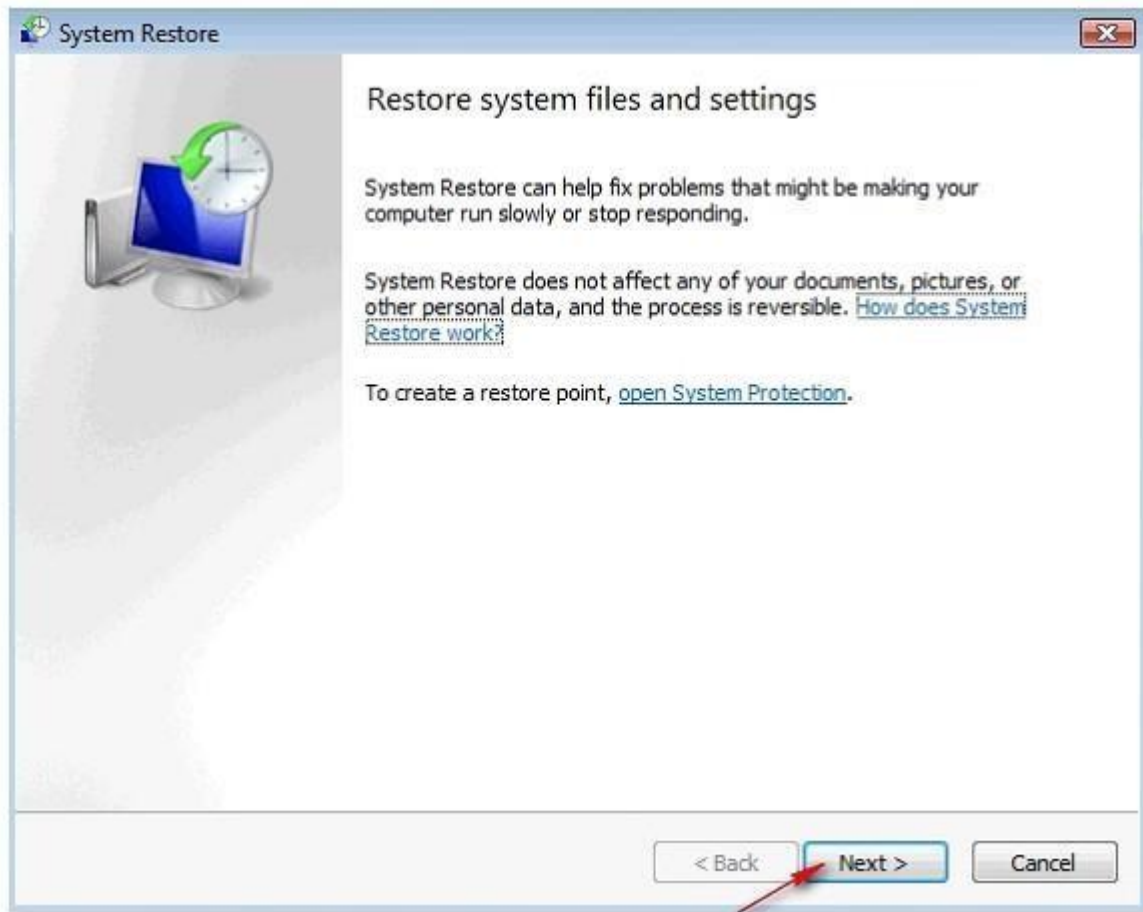
4. In the left pane of the System window, click the System protection link.



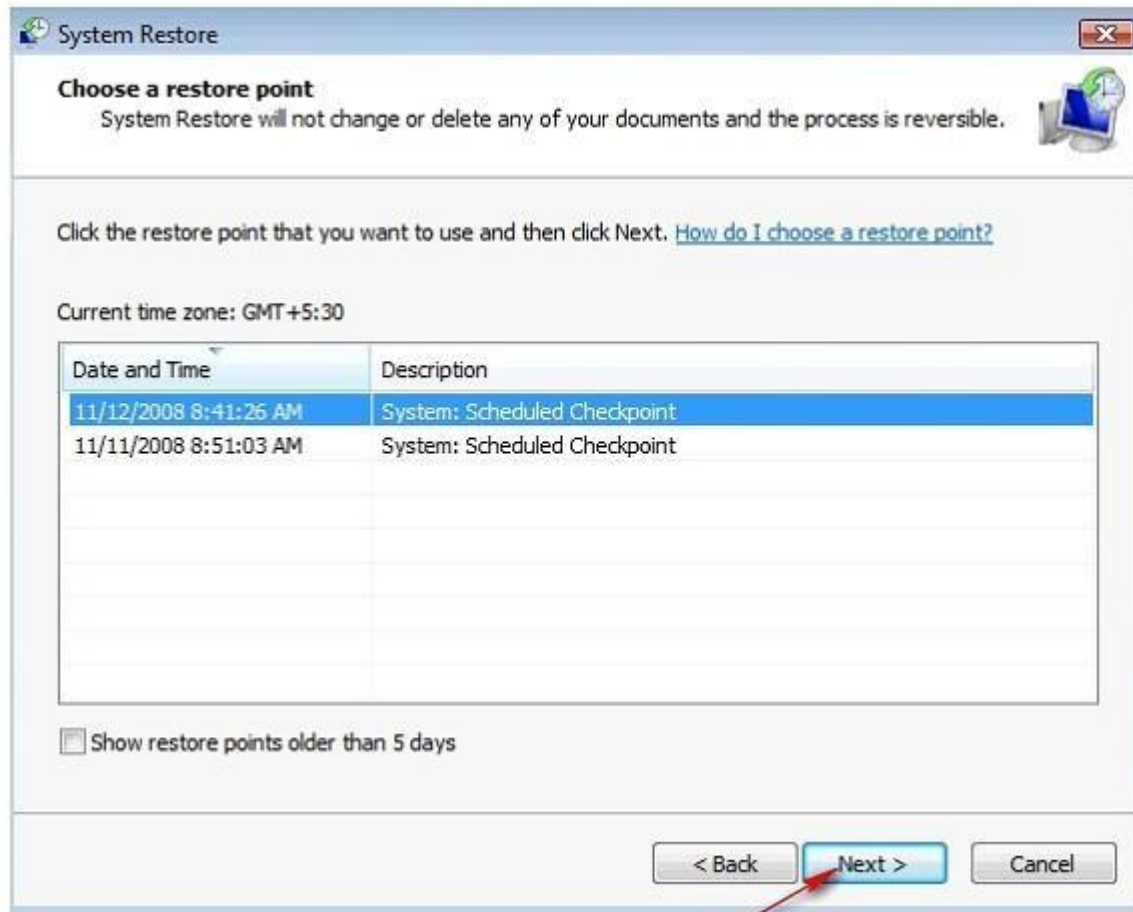
5. The System Properties dialog box will appear with the System Protection tab selected.
6. Click the System Restore button.



7. The System Restore wizard will start. Click the Next button to go to the next page.




8. Choose a restore point, and then click the Next button to start system restore.



QUESTION 127

Choose and reorder the steps to start Windows in Safe Mode.

Build List and Reorder:

Ordered List Title	Answer Choices Title
	<p>In the Start Menu Search Box, type msconfig and press enter.</p> <p>Click on the Restart button to reboot the computer. The computer will now restart directly into Safe Mode.</p> <p>Click on Safe boot.</p> <p>Click the Start button.</p> <p>The System Configuration utility will open. Click on the Boot tab.</p> <p>Press the Apply button, and then press the OK button.</p>
<p><< Move</p> <p>Remove >></p>	

Correct Answer:

Click the Start button.

In the Start Menu Search Box, type msconfig and press enter.

The System Configuration utility will open. Click on the Boot tab.

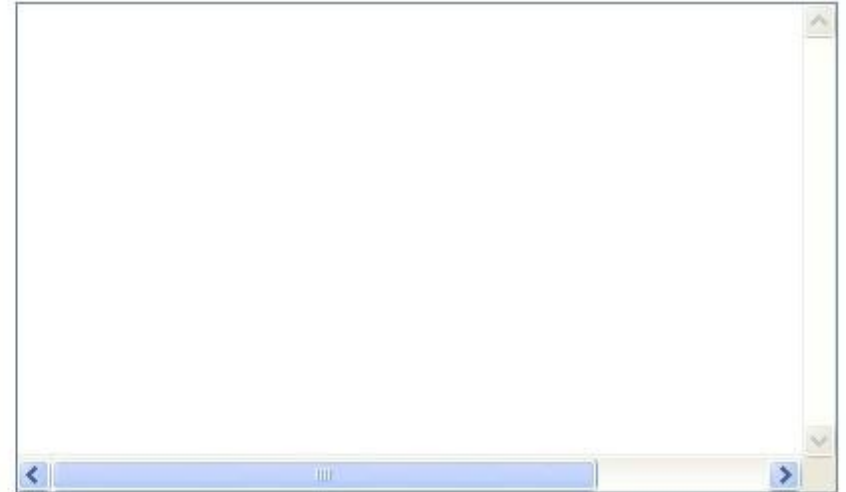
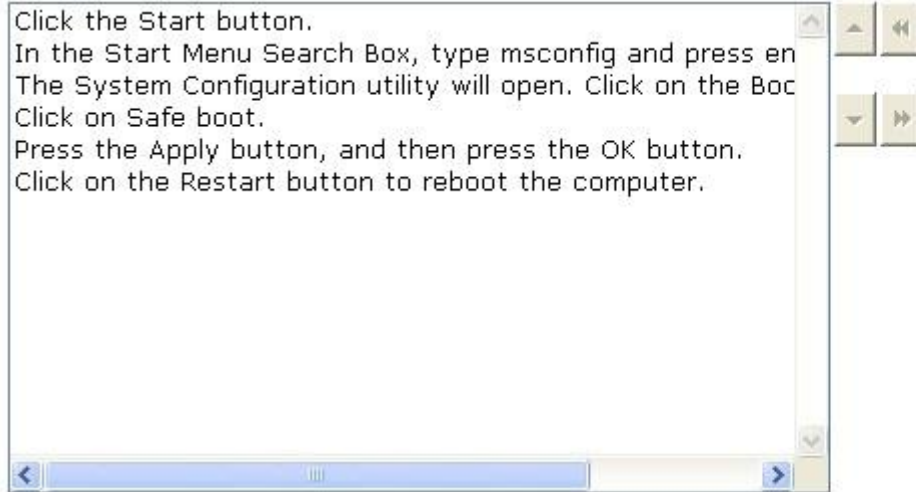
Click on Safe boot.

Press the Apply button, and then press the OK button.

Click on the Restart button to reboot the computer. The computer will now restart directly into Safe Mode.

Section: (none)
Explanation

Explanation/Reference:



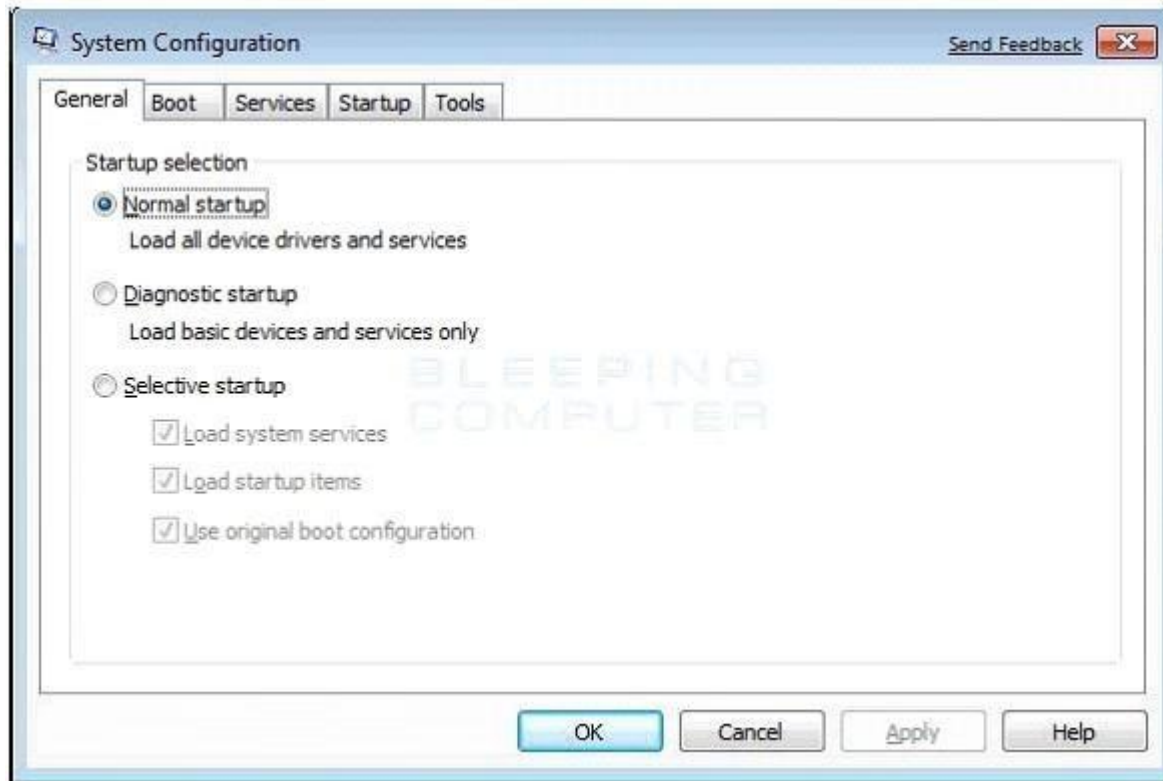
Explanation:

Take the following steps to start Windows in Safe Mode:

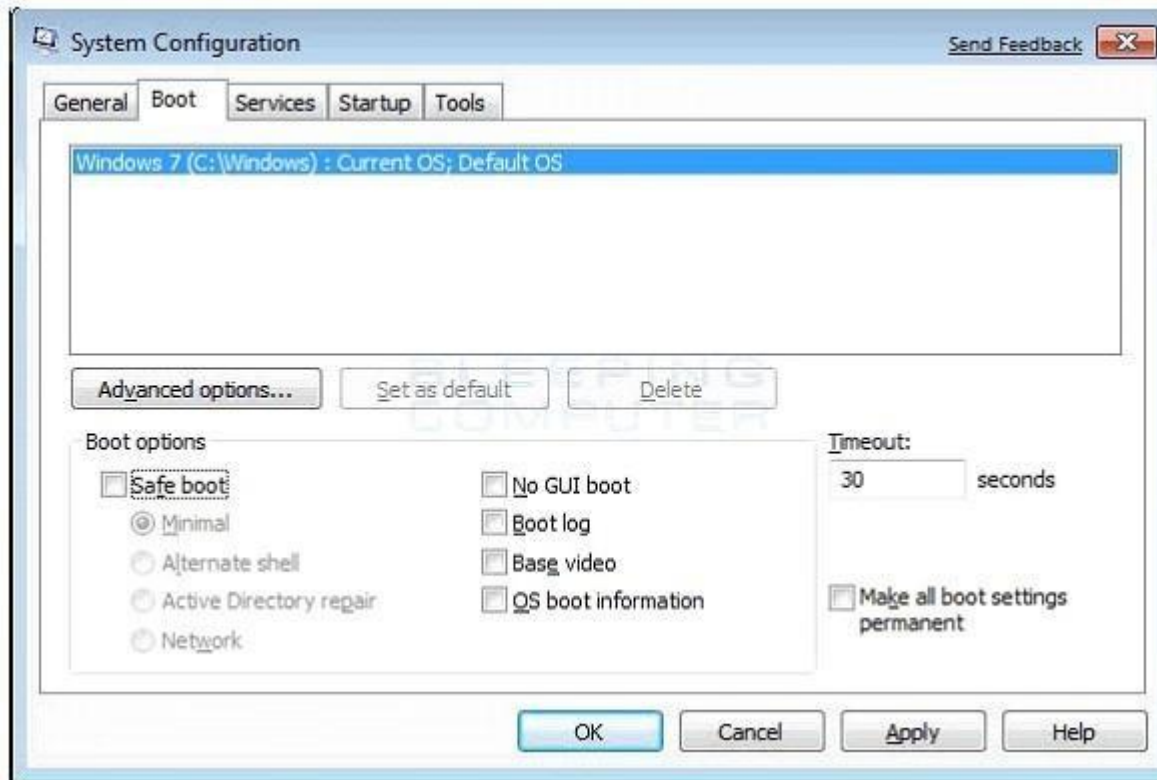
1. Click the Start button.
2. In the Start Menu Search Box, type msconfig and press enter.



3. The System Configuration utility will open. Click on the Boot tab.



4. Click on Safe boot.




5. Press the Apply button, and then press the OK button.
6. Click on the Restart button to reboot the computer. The computer will now restart directly into Safe Mode.



QUESTION 128

Choose and reorder the steps to modify a wireless network profile.

Build List and Reorder:

Ordered List Title	Answer Choices Title
	<p>Click the Start button, and then click Control Panel.</p> <p>In the Control Panel page, open Manage Wireless Networks.</p> <p>Make the desired changes, and then click OK.</p> <p>Right-click the network profile you want to modify, and then click Properties.</p>
<p><< Move</p> <p>Remove >></p>	

Correct Answer:

Click the Start button, and then click Control Panel.

In the Control Panel page, open Manage Wireless Networks.

Right-click the network profile you want to modify, and then click Properties.

Make the desired changes, and then click OK.

Section: (none)

Explanation

Explanation/Reference:



Explanation:


Take the following steps to modify a wireless network profile:

1. Click the Start button, and then click Control Panel.
2. In the Control Panel page, open Manage Wireless Networks.
3. Right-click the network profile you want to modify, and then click Properties.
4. Make the desired changes, and then click OK.

QUESTION 129

Choose and reorder the correct steps to download and install Windows 7 Upgrade Advisor.

Build List and Reorder:

Ordered List Title	Answer Choices Title
	<p>Double-click the installation file saved to your PC.</p> <p>Click Download, and then save the installation file to your PC.</p> <p>Click Download the Windows 7 Upgrade Advisor.</p> <p>If you agree to the license terms, click Install.</p> <p>Go to the Windows 7 Upgrade Advisor webpage.</p> <p>Click Close.</p>
<p><< Move</p> <p>Remove >></p>	

Correct Answer:

Go to the Windows 7 Upgrade Advisor webpage.

Click Download the Windows 7 Upgrade Advisor.

Click Download, and then save the installation file to your PC.

Double-click the installation file saved to your PC.

If you agree to the license terms, click Install.

Click Close.

Section: (none)
Explanation

Explanation/Reference:



Explanation:


Take the following steps to download and install Windows 7 Upgrade Advisor:

1. Go to the Windows 7 Upgrade Advisor webpage.
2. Click Download the Windows 7 Upgrade Advisor.
3. Click Download, and then save the installation file to your PC.
4. Double-click the installation file saved to your PC.
5. If you agree to the license terms, click Install.
6. Click Close.

QUESTION 130

Choose and reorder the correct steps to run Windows 7 Upgrade Advisor.

Build List and Reorder:

Ordered List Title	Answer Choices Title
	<p>Click Start check.</p> <p>In the security warning dialog box, click Yes.</p> <p>Type a name in the File Name box, and then click save.</p> <p>Click Close.</p> <p>Click Save Report to print later.</p> <p>Double-click the Windows 7 Upgrade Advisor shortcut.</p> <p>Read the report carefully and make notes of any issues that</p>
<p><< Move</p> <p>Remove >></p>	

Correct Answer:

Double-click the Windows 7 Upgrade Advisor shortcut.

In the security warning dialog box, click Yes.

Click Start check.

Read the report carefully and make notes of any issues that

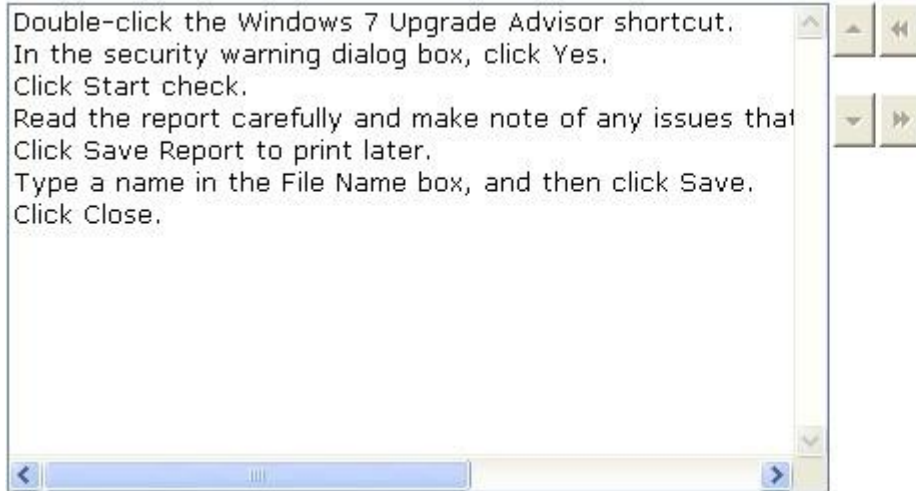
Click Save Report to print later.

Type a name in the File Name box, and then click save.

Click Close.

Section: (none)
Explanation

Explanation/Reference:



Explanation:

Take the following steps to run Windows 7 Upgrade Advisor:

1. Double-click the Windows 7 Upgrade Advisor shortcut.
2. In the security warning dialog box, click Yes.
3. Click Start check to scan your PC's hardware.
4. Read the report carefully and make notes of any issues that
5. Click Save Report
6. Type a name in the File Name box, and then click Save.
7. Click Close.